

CATÁLOGO 2019

WIEBBELLING

DISTRIBUIDORA DE PEÇAS AUTOMOTIVAS



WIEBB

ÍNDICE

MONTADORAS

WIEBBELLING

DISTRIBUIDORA DE PEÇAS AUTOMOTIVAS

* Mercedes Benz.....	01	Diafragmas.....	54
Abraçadeiras Escap.....	16	Eixos.....	55
Arruelas de Roda.....	34	Escapamentos.....	212
Batentes.....	28	Esticadores.....	54
Buchas.....	17	Ganchos.....	54
Capas e Cintas.....	24	Garfos.....	56
Coxins.....	25	Grampos de Mola.....	166
Diafragmas.....	24	Guarda Pó.....	56
Escapamentos.....	213	Juntas.....	46
Grampos de Mola.....	166	Lanternas-Lentes.....	58
Mancais.....	34	Maçanetas.....	58
Mangueiras.....	29	Mancais.....	59
Molas: Carlton-Cimobras-Cindumel-Aesa.....	155-161	Máquinas de Vidro.....	57
Molas Freio-Joaninha-R.....	151	Molas: Carlton-Cimobras-Cindumel-Aesa.....	158-160
Parafusos/Pris de Roda.....	32	Molas Freio-Joaninha-R.....	151
Parafusos Especiais.....	25	Parafusos/Pinos Diversos.....	62
Pinos de Centro.....	163	Parafusos/Pris Roda.....	61
Pinos de Mola.....	12	Pinos de Centro.....	163
Porcas de Roda.....	33	Pinos de Mola.....	36
Porcas Carc Aço.....	204	Porcas de Roda.....	61
Porcas Especiais-Anel Pista.....	201	Preilhas.....	70
Protetores de Pó.....	30	Reparos.....	44
Reparos Diversos.....	11	Retentores.....	211
Retentores.....	211	Rolamentos Cardan.....	60
Rolamentos Cardan.....	11-231A	Sedes.....	64
Tampa Cubo Roda.....	16	Selos.....	64
Travas e Arruelas.....	14	Suportes Diversos.....	64
Tubos Injetores.....	24	Tampas.....	65
Diversos.....	30	Terminais.....	66
* Scania.....	35	Travas.....	66
Acoplamentos.....	48	Trava/Fechadura.....	55
Alavancas.....	49	Tubos.....	67
Anéis.....	49	Válvulas.....	68
Anéis Pista.....	63	Vedadores.....	68
Arruelas.....	49	Diversos.....	69
Batentes, mancais e borrachas diversas.....	43	* Ford.....	71
Bolsas de suspensão.....	51	Arruelas-Aranhas.....	85
Buchas.....	37	Buchas.....	80
Bujões.....	50	Coxins.....	85
Cabeçote Filtro.....	70	Diafragmas.....	87
Calços.....	50	Escapamentos.....	215
Capas.....	52	Grampos de Mola.....	166
Cilindros.....	52	Mangueiras.....	84
Cintas.....	53	Molas: Carlton-Cimobras-Cindumel-Aesa.....	154-160
Coletores.....	53	Molas Freio-Joaninha-R.....	150
Coxins.....	41	Parafusos/Pris de Roda.....	88
Cubos Vent-BBA-Virabr.....	54	Pinos de Centro.....	163
Defletores.....	57	Pinos de Mola.....	78
		Porcas de Roda.....	90

Porcas Carc Aço.....	205	Parafusos/Pris Roda.....	125
Porcas Especiais-Anel Pista.....	201	Pinos.....	121
Retentores.....	211	Pinos de Centro.....	163
Rolamentos Cardan.....	85-231A	Porcas de Roda.....	125
Diversos.....	87	Reparos.....	122
* Chevrolet.....	91	Retentores.....	211
Arruela de Roda.....	98	Diversos.....	124
Buchas.....	95	* GMC.....	125B
Calços Cambagem.....	98	* Agrale.....	126
Escapamentos.....	215	Buchas.....	127
Grampos de Mola.....	166	Grampos de Mola.....	166
Molas: Carlton-Cimobras-Cindumel-Aesa.....	154-160	Molas: Carlton-Cimobras-Cindumel-Aesa.....	153-161
Parafusos/Pris de Roda.....	96	Paraf/Pris de Roda.....	128
Pinos.....	94	Pinos de Centro.....	163
Pinos de Centro.....	163	Pinos de Mola.....	127
Porcas Carc Aço.....	204	Porcas de Roda.....	128
Porcas de Roda.....	97	Retentores.....	211
Rolamentos Cardan.....	231A	* Importados.....	234
* Fiat/FNM/Iveco.....	99	Buchas e batentes.....	234
* Toyota.....	100	Diversos.....	235
Buchas.....	102	Molas: Carlton-Cimobras-Cindumel-Aesa.....	159
Grampos de Mola.....	166	Parafusos de Roda.....	235
Molas: Carlton-Cimobras-Cindumel-Aesa.....	157	Porcas de Roda.....	235B
Parafusos/Porcas Roda.....	104	* Carretas.....	129
Pinos de Centro.....	163	Arruelas e Aranhas.....	139
Pinos de Mola.....	102	Buchas.....	135
* Volkswagen/MAN.....	105	Diafragmas-Borr.....	137
Aranhas.....	110	Grampos de Mola.....	166
Arruelas de Roda.....	117	Molas: Carlton-Cimobras-Cindumel-Aesa.....	159
Batentes e Calços.....	115B	Molas Freio-Joaninha-R.....	150
Buchas.....	111	Parafusos de Roda.....	138
Coxins.....	115	Peças p/Quinta Roda.....	237
Escapamentos.....	215	Pinos.....	133
Grampos de Mola.....	166	Pinos de Centro.....	163
Molas: Carlton-Cimobras-Cindumel-Aesa.....	158-160	Porcas.....	132
Parafusos/Pris de Roda.....	116	Porcas de Roda.....	138
Pinos de Centro.....	163	Retentores.....	211
Pinos de Mola.....	110	Tampa Cubo Roda.....	137
Porcas Carc Aço.....	205	* Truck's.....	140
Porcas de Roda.....	117	Buchas.....	145
Retentores.....	211	Calços Molejo Truck.....	143
Suporte-Capa-Rolamento Cardan.....	231A	Diafragmas-Borr.....	146
Diversos.....	116	Grampos de Mola.....	166
* Volvo.....	118	Molas: Carlton-Cimobras-Cindumel-Aesa.....	159
Bolsas de Cabine.....	124B	Molas Freio-Joaninha-R.....	150
Buchas.....	120	Pinos.....	144
Coxins.....	123	Pinos de Centro.....	163
Escapamentos.....	212	Porcas.....	146
Grampos de Mola.....	166	Tampa Cubo Roda.....	143
Juntas.....	124B		
Mancais, calços e batentes.....	123		
Molas: Carlton-Cimobras-Cindumel-Aesa.....	158-160		
Molas Freio-Joaninha-R.....	152		

ÍNDICE

CATEGORIAS

WIEBBELLING

DISTRIBUIDORA DE PEÇAS AUTOMOTIVAS

- * Abraçadeiras de Mola.....225
- * Abraçadeiras Diversas.....225
- * Amarração de Carga.....231B
- * Amortecedores.....246
- * Anéis Ret/Oring/Elásticos.....193
- * Arruelas Lisa-Pressão-Alum.....227
- * Arruelas de Encosto Balança.....233
- * Balanças.....147
- * Barras de Direção.....242
- * Batentes de Borracha-Lonados.....232
- * Buchas de Ancoragem.....210
- * Cadeados.....244
- * Calços Feixe de Mola.....198
- * Câmaras de Freio.....198
- * Capa Porca de Roda.....217
- * Capa Volante.....241
- * Capa Proteção Auto/Cam/Utilit..192B
- * Catracas de Freio.....206
- * Cintas, cordas e elásticos.....217
- * Conexões.....186
- * Conjuntos Freio Ar.....149C
- * Contra Pinos.....219
- * Cruzetas.....191
- * Cunhas de Aço.....171
- * Discos p/Tacógrafo.....217
- * Eixos "S".....233
- * Embuchamentos de Eixo.....208
- * Escapamentos.....212
- * Faixas Refletivas.....231B
- * Ferramentas.....200
- * Flexíveis-Tubos-Mangueiras.....199
- * Foles/Anéis Susp Pneum.....192
- * Grampos de Arame/Trava R.....152
- * Grampos de Mola.....166
- * Graxas-Óleos-Lubrific-Fluídos.....221
- * Graxeiros.....228
- * Instrumentos de Medição.....244
- * Iluminação-Elétrica.....244
- * Juntas Diversas.....192B
- * Lâmpadas Diversas.....210
- * Lanternas e Lentes.....222
- * Lonas de Freio.....229
- * Macaco Hidráulico.....230
- * Molas:Carlou-Cimobras-Cind-Aesa..153
- * Molas Helicoidais.....247
- * Molas Freio-Joaninha-R.....150
- * Parafusos/Allen.....172
- * Parafusos/Atarr-Maq.....171
- * Parafusos/Francês.....172
- * Parafusos/Recartilhados.....179
- * Parafusos/Sextavados.....173
- * Parafusos/Flangeados.....232
- * Para-lamas.....236
- * Patim de Freio.....231
- * Peças p/Carroceria.....216
- * Peças p/Quinta Roda.....237
- * Peças p/Rodoar.....238
- * Peças-Rep Câmara Freio.....197
- * Pinos de Centro.....163
- * Porcas Carc Aço.....204
- * Porcas Especiais-Anel Pista.....201
- * Porcas Sextavadas.....180
- * Prisoneiros/Sangradores.....230
- * Protetor Quinta Roda.....237
- * Rebites.....218
- * Retentores.....211
- * Rodas: Centro-Anel-Espelho.....185
- * Rolamentos.....220
- * Roletes/Roldanas/Pinos Patim.....148
- * Rolam/Suporte/Cinta Cardan.....231A
- * Semi-Eixos.....229B
- * Tapa-Barros.....182
- * Tambores de Freio.....241
- * Tanques de Combustível e Acess.....243
- * Terminais Direção/Câmbio/Estab...242
- * Válvulas-Tomadas-Engates.....194
- * Vareta Medidor Óleo.....241
- * Diversos.....244



MERCEDES BENZ

	4894-1 SUPORTE ML DT 1111 (321.322.0001) MB 001		2653-0 SUPORTE ML DT 1113/ (F12mm) (344.322.0301) MB 002
	992-0 SUPORTE ML DT 1113/ (F14mm) (352.322.0201) MB 002A		4907-7 SUPORTE ML DT LPO 1113 (344.322.0501) MB 003
	4908-5 SUPORTE ML DT OF/OH 1313/ (352.322.0001) MB 003A		1009-0 SUPORTE ML DT P/DT 608 C/PINO (308.320.0070) MB 004
	4890-9 SUPORTE ML DT P/TR 608/708 (308.320.0075) MB 005		3039-2 SUPORTE ML TR 608/708 C/PINO (310.320.0275) MB 006
	2654-9 SUPORTE ML TR 1113/ (352.325.0101) MB 007		4237-4 SUPORTE ML TR/DT 1114/1618 (394.326.7101) MB 008
	4236-6 SUPORTE ML TR/TR 1114/1618 (394.325.7103) MB 009		4234-0 ALGEMA ML DT 1111 (321.320.0062) MB 010



2647-6

ALGEMA
ML DT 1113/
(352.320.0063)

MB 011



4691-4

ALGEMA ML TR
608/708
(310.320.0063)

MB 012



2648-4

ALGEMA
ML TR 1113/
(352.320.0163)

MB 013



4235-8

ALGEMA ML
TR 1114/1618
(394.325.7020)

MB 014



4720-1

SUPORTE
AUX 1313/1934
(352.325.0417)

MB 015



4717-1

SUPORTE
AUX 608/
(321.325.0017)

MB 016



4231-5

SEPARADOR
C/FEIXE 1113/
(340.324.0135)

MB 017



4887-9

SEPARADOR
C/FEIXE 1313/
(352.324.0135)

MB 018



4877-1

GUIA GR
ML DT 1111
(327.322.0231)

MB 019



2651-4

GUIA GR ML
DT 1113/1519
(352.322.0024)

MB 020



4885-2

SAPATA GR
TR 1313/1418
(352.325.0131)

MB 021



3941-1

GUIA GR
TR 1113/
GR CHATO
(354.351.5026)

MB 022



4224-2

GUIA GR
TR 1113/
GR REDONDO
(044.325.0131)

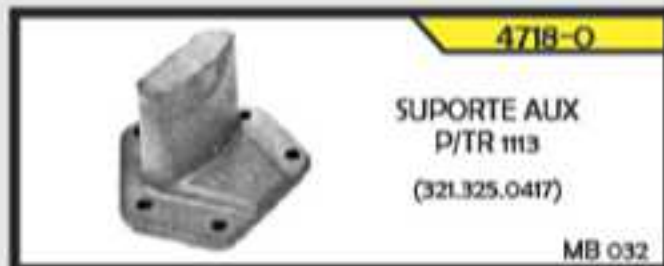

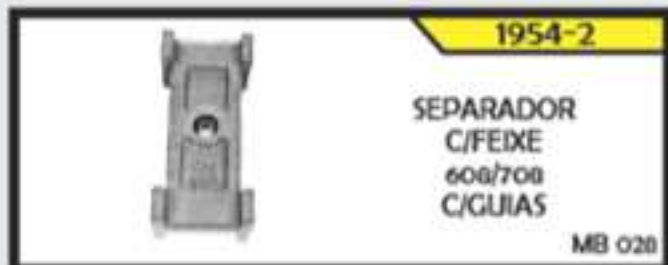

MB 022D



4878-0

GUIA GR
TR 1114/1618
(383.325.0031)

MB 023





4897-6
SUPORTE
AUX P/TR
ESQ 114/1610
(392.325.7117)

MB 037



4911-5
SUPORTE ML
TR P/DT
O370/
(364.325.0101)

MB 038



100075-6
CHAPA ALG
DT ATEGO
(CURVA)

IV 4250



4912-3
SUPORTE
ML TR
P/TR O370/
(364.320.0475)

MB 039



4867-4
ALGEMA ML
TR O370/
(364.325.0020)

MB 040



100074-8
CHAPA ALG
DT ATEGO
(RETA)

IV 4249



4909-3
SUPORTE TR
P/DT O355/
(344.325.001)

MB 041



4910-7
SUPORTE TR
P/TR O355/
(344.325.0003)

MB 042



101145-6
CHAPA
ALG TR
ATEGO

IV 4323



4866-6
ALGEMA ML
TR O355/
(344.320.0063)

MB 043



4863-1
ALGEMA
ML DT
1929/1941
(370.322.0020)

MB 044



100076-4
CHAPA
ALG DT
AXOR

IV 4251



1950-0
SUPORTE ML
TR P/DT
1924/1945
(307.325.0001)

MB 045



4864-0
ALGEMA
ML TR
1924/1934
(346.320.5063)

MB 046



6401-7
SUPORTE
ML DT P/TR
1924/1935



4884-4
GUIA GR TR
ESTAB OF/OH
(352.320.0035)

MB 047



4868-2
ASSENTO
MOLEJO
1313/1410
(370.351.0214)

MB 048



8012-8
CHAPA
ALG DT
608/708

CH 19



4879-8
GUIA GR TR
2013/2216

MB 049



4815-1
GUIA GR
DT 608/708
(309.331.0227)

MB 050



4859-3
CHAPA
ALG DT
709/912

CH 18



6400-9
SUPORTE ML DT
P/DT 1935/1945
(620.322.0501)
MB 051



3043-0
SAPATA
GR TR 1113
MB 052



47-7
CHAPA
ARTIC ESTAB
DT/TR 912
(667.326.0047)
CH-09




2515-1
DIR MB 053




2523-2
ESQ MB 053A

SUPORTE AMORT TR /02/
(344.326.1240)



1105-3
DIR MB 054



1104-5
ESQ MB 054A

SUPORTE AMORT TR /01/
(325.326.124)



3042-2
SAPATA GR
TR 600/700
MB 055



4697-3
SUPORTE
ESTRELA
ESTAB DT
1313/2216
(360.323.0663)
MB 056



100620-7
CHAPA ARTIC
ESTAB TR
LG MB 1313
(345.323.7116)
CH-26



5584-0
CALÇO LEV
MOLEJO TK MB
20x80x160
MB 057



3041-4
ALGEMA
ML TR
709/912
(670.320.0063)
MB 058



101852-3
SUPORTE
CARDA MB
1620/HPN
(376.410.0740)
34198



4876-3
GUIA GR
DT/TR
709/912
(667.322.0231)
MB 059



4629-9
SUPORTE ML
DT P/DT
709/912
(608.320.0170)
MB 063



201113-1
SUPORTE
CARDA MB
MULTIFLEX
C/REG
ANG
201293



4891-7
SUPORTE
ML DT P/TR
709/912
(677.320.0970)
MB 064



4240-4
SUPORTE ML TR
P/DT 709/912
C/PINO 36mm
(608.320.0375)
MB 065



6342-8
CHAPA ESCAP
MB 1113/ (500mm)
(344.492.7519c)
018650



3045-7
SUPORTE ML TR
P/TR 709/912
C/PINO 30mm
(608.320.0275)
MB 066



4888-7
SEPARADOR
C/FEIXE 1924/1941
C/GUIAS
(387.324.0035)
MB 069



101895-7
SUPORTE
ML DT/TR
ATEGO
SU 147

4881-0



GUIA GR
TR 1924/1941
(620.351.0026)

MB 070

3046-5



SUPORTE ML TR
P/TR 1924/1934
(335.325.0603)

MB 071

6340-1



CUNHA
ML DT 1939
(366.331.0028)

4865-8



ALGEMA ML
TR 1935/1941
(307.320.0163)

MB 072

4903-4



SUPORTE
PATIM
FR DT 1313/
(302.421.0606)

MB 073

4882-8



GUIA GR
ML DT
LPO 1113
(352.322.0221)

4904-2



SUPORTE
PATIM
FR TR 1313/
(302.423.0806)

MB 074

4880-1



GUIA GR DT
1929/1945
(304.331.0027)

MB 075

2652-2



GUIA GR
ML TR
1113/ C FE
(044.325.0131)

4900-0



SUPORTE
AUX P/DT
1214/1620 DIR
(695.325.7317)

MB 076

4899-2



SUPORTE
AUX P/DT
1214/1620 ESQ
(695.325.7117)

MB 077

6341-0



SUPORTE ML
TR P/DT OH
1620 (22MM)
(302.325.7301)

4902-6



SUPORTE
AUX P/TR
1214/1620 DIR
(695.325.7417)

MB 078

4901-8



SUPORTE
AUX P/TR
1214/1620 ESQ
(695.325.7017)

MB 079

101746-2



SUPORTE
PATIM DT
MB 2635/
AXOR-O400/
(3464213106/3934210006)

3926-8



CALÇO LEV
MOLEJO TK
40x80x180

MB 080

6275-8



CALÇO LEV
MOLEJO TK
80x80x180

MB 080E

101747-0



SUPORTE
PATIM TR
MB 2625/
AXOR-O400/
(942.423.0306)

6984-1



CALÇO LEV
MOLEJO TK
60x80x180

MB 080S

4869-0



CUNHA ML
DT/TR 60x111
130x60x8
(321.322.0184)

MB 081

100167-1



CALÇO LEV
MOLEJO TK
40x80x160

MB 087

**4906-9**SUPORTE
PATIM
FR AR TR
(306.423.0006)

MB 082

**101030-1**SUPORTE
AUX 1938 S

MB 107

**100618-5**CAPA BORR
ESTAB DT
MB 1313
(352.323.0283)

CA-06

**3488-6**GUIA GR
DT 1114/1618
(344.322.7024)

MB 083

**6251-0**GUIA GR
DT 1620/
ML 80mm
(305.322.0031)

MB 084

**4883-6**GUIA GR
DT OF 1313/
ML 70mm
(352.322.0231)

MB 084A

**851-6**SUPORTE
AUX TR P/DT
1932/1941
(309.325.0217)

MB 085

**7809-3**CUNHA
ML TR 1113/
(14mm)

CR 743

**101099-9**GUIA GR
ML DT
OF/OH
1620/**3220-4**SUPORTE
ML DT P/DT
1215/1720
(695.322.700)

MB 088

**4715-5**SUPORTE TR
P/TR DIR
1935/1941
(621.325.0004)

MB 091

**4611-6**SUPORTE
TR P/TR ESQ
1935/1941
(621.325.0003)

MB 092

**200489-5**DESLIZANTE
ML 2013/2219
TR/TR/DT
(345.325.0019)

MB 086

**845-1**SUPORTE
ML DT P/TR
1924/1945
(620.322.0103)

MB 093

**5497-6**SUPORTE
ML AUX
1935/45 DIR
(695.325.7417)

MB 078

**6398-3**SUPORTE DT
P/DT 1935/2635
F10mm
(308.322.7201)

MB 094

**6399-1**SUPORTE DT
P/DT 1930/2630
F21mm
(308.322.7301)

MB 095

**4630-2**SUPORTE
ML AUX
1935/45 ESQ
(695.325.7017)

MB 079

**4905-0**SUPORTE
PATIM FR
AR DT
(346.421.4206)

MB 098

**100259-7**SUPORTE
TR P/DT
ATEGO 1410/
(A972.325)

MB 111

**3537-8**CANTONEIRA
TRAV SUP
ML TR 1113/

CT 07

**100258-9**

SUPORTE
TR P/TR
ATEGO 1418/
(972.325.000.3007)

MB 112

**100761-0**

GUIA GR TR
2635/2638
(624.351.0026)

MB 096

**100790-4**

GUIA GR ML
DT ATEGO
1418/1622
(9703220009/003)

MB 122

**5536-0**

ASSENTO MOLEJO
DIFERENCIAL
ROCKWELL
(008.294-4)

MB 114

**100168-0**

CALÇO DT LEV
MOLEJO 608/708
20X60X115

MB 113

**100767-0**

CALÇO
ML DT
ATEGO

MB 119

**6397-5**

SUPORTE DT
OF 1721/ (16mm)
(344.322.0301)

MB 115

**100791-2**

GUIA GR ML
DT AXOR
1933/2540
(9413310526/9985)

MB 123

**43-4**

CAPA BARR
ESTAB DT
MB 608
(309.323.0440)

CA-01

**44-2**

CAPA BARR
ESTAB TR
MB 608
(309.326.0740)

CA-02

**115-5**

CAPA BARR
ESTAB TR MB 912
(667.326.1440)

CA-03

**45-0**

CHAPA ARTIC
ESTAB DT MB 608
(314.326.0047)

CH-07

**46-9**

CHAPA ART
ESTAB TR MB 608
(309.326.0447)

CH-08

**48-5**

CHAPA GR
ESTAB DT MB 608
(308.323.0040)

CH-10

**114-7**

CHAPA GR
ESTAB DT MB 912
(608.323.7040)

CH-11

**116-3**

CHAPA GR
ESTAB TR 912
(667.326.1440)

CH-13

**100785-8**

CHAPA ARTIC
ESTAB TR CT
OF 1620
(608.323.7040)

CH-36

**200414-3**

CHAPA ALG
ACCELO 915
TR P/TR

CH-46

**200415-1**

CHAPA ALG
ACCELO 915
TR P/TR C/Rco

CH-47

**200413-5**

CHAPA ALG
ACCELO 915
DT P/TR

CH-48

**5604-9**

CHAPA ESCAP
MB 1113/ (105mm)
(345.491.7041)

CH-58

5605-7

CHAPA ESCAP
MB 1113/ (240mm)
(345.491.7619)

CH-59

5606-5

CHAPA ESCAP
MB 1113/ (266mm)
(322.492.0419)

CH-60

5607-3

CHAPA ESCAP
MB 1113/ (290mm)
(344.492.7519)

CH-61

(reforçada)

6342-8

CHAPA ESCAP
MB 1113/ (350mm)
(344.492.7519)

CH-61B

55-8

SUPORTE ML
AUX 608

SU 05

56-6

SUPORTE ML
AUX 1113

SU 08

4892-5

SUPORTE ART
ESTAB 608 ESQ
(314.320.0470)

SU 20

4893-3

SUPORTE ART
ESTAB 608 DIR
(314.320.0570)

SU 21

120-1

SUPORTE ART
ESTAB 912 ESQ
(608.320.7443)

SU 22

121-0

SUPORTE ART
ESTAB 912 DIR
(608.320.7543)

SU 23

200131-4

SUPORTE ML
DT P/TR
LO 814/914
(608.320.7070)

SU 94

100666-5

SUPORTE
ML DT P/TR
709/912

SU 59

200412-7

SUPORTE
ML TR P/TR
ACCELO
(979.320.0175)

SU 131

200411-9

SUPORTE
ML TR P/DT
ACCELO
(979.320.0275)

SU 130

200410-0

SUPORTE
ML DT P/TR
ACCELO
(979.320.0070)

SU 133

200409-7

SUPORTE
ML DT P/DT
ACCELO
(979.320.0270)

SU 132

57-4

SUPORTE INF
AMORT 608
(308.323.0026)

SU 31

2662-0

SUPORTE INF
AMORT DT
1113 ESQ
(352.323.1663)

SU 33

59-0

SUPORTE INF
AMORT DT
1113 DIR
(352.323.1763)

SU 34

60-4

SUPORTE INF
AMORT 608

SU 37

50-7

ESPAÇADOR
GR ML TR 1113
(354.351.5026)

ES 08



2185-7

SUPORTE
ESTEPE 1113/

SU 80



2186-5

SUPORTE
ESTEPE 1313/

SU 81

DEFLETORES
OLEO/FLANGE
CARDAN100512-0 DF05
5610-3 DF02
874-5 DF03

2187-3

SUPORTE
ESTEPE 600

SU 04



3041-4

ALGEMA
ML TR
709/912

MB 050



100622-3

CHAPA ARTIC
ESTAB TR LG
OF 1620
(3043237116)

CH-37



4913-1

ALGEMA
ML DT 600
(BU NY)
(319.320.0662)

JU 03



4914-0

ALGEMA
ML DT 600
(BUCHA AÇO)

JU 24



101279-7

CHAPA ARTIC
ESTAB DT
ACCELO

CH-06



200408-9

ALGEMA ML
TR 709/912
(CHAPA)
(670.320.0063)

AL 04



6534-0

ALGEMA ML TR
SPRINTER 310D
(A901.320.0063)

AL 11



4095-9

TORRE BXA
ALAVANCA
CAMBIO MB
(322.260.3214)

A111



51-5

SEPARADOR
C/FEIXE 1113
(340.324.0435)

SE 03



54-0

SEPARADOR
C/FEIXE 600

SE 12



101305-0

CAPA
BORB
ESTAB
DT 912

CA 07



122-8

CHAPA
CALÇO COXIM
MOTOR 1313

CH 52



61-2

ABA 2ª TRAV
CHASSI 1113
(322.313.0100)

CT 01



101210-0

SUPORTE
ART ESTAB
TR 912/ ESQ
(6003207770)

SU 24



58-2

SUPORTE INF
AMORT 600
(309.323.0540)

SU 32



2984-0

SUPORTE
CARDAN 1113
(345.410.7340)

SU 40



101211-8

SUPORTE
ART ESTAB
TR 912/ DIR
(6003207870)

SU 25



MERCEDES BENZ / ROLAM CARDAN



MERCEDES BENZ / REPAROS DIVERSOS

- 200072-5 REP BUCHAS ESTAB DT 1630/ (10 Pç) AD109
- 005977-3 REP EIXO S FR AR DT (CPL) 010
- 005978-1 REP EIXO S FR AR TR ROT/DEFL/GRAX 008-LK052
- 002733-2 REP ESTAB DT 1313/ C/ROT TO320-001-LK050
- 006217-0 REP ESTAB DT 1313/ S/ROT TO321-002
- 003161-5 REP ESTAB DT 1618/1620 065470
- 002743-0 REP ESTAB TR 1313/ C/ROT TO012-003
- 002744-8 REP ESTAB TR 1313/ S/ROT TO011-004
- 003246-8 REP ESTAB TR 1618/1620 065472
- 004806-2 REP HIDROAR (SERVO FR) FR LIQ 19401
- 000070-1 REP PATIM 1113 (SININHO) T013
- 003957-8 REP PATIM 608 (SININHO)
- 002732-4 REP SERVO FR 1113/ (VENENO) LK059



MERCEDES BENZ / PINOS DE MOLA-ALGEMA-PATIM



4915-8
COMUM
200193-4
CEMENTADO

PINO SUPORTE
ML DT P/DT
600/700



4916-6
COMUM
200192-6
CEMENTADO

PINO SUPORTE
MOLA TR 600/700



7852-2
COMUM

PINO FIXAÇÃO
AMORT 600/700



4917-4
COMUM
100239-2
CEMENTADO

PINO ML/ALG
TR 600/700



2444-9
AGD 8.8

PINO ALG ML
DT 709/912
(12x120 MB RP)



2476-7
AGD 8.8

PINO ALG ML
TR 709/912
(10x120 MB RP)



7851-4
COMUM

PINO SUPORTE
DT P/DT - TR P/TR
709/912



101054-9
COMUM

PINO SUP ML
TR/DT 709/912
(36MM)



4918-2
COMUM

PINO ML
DT 1111
(25x112mm)



4919-0
COMUM

PINO ML
TR 1111 CURTO
(25x122mm)



4920-4
COMUM

PINO ML
TR 1111 LG
(25x140mm)



4921-2
COMUM
4922-0
CEMENTADO

PINO ML
DT 1113/
(25x128mm)



4923-9
COMUM
4924-7
CEMENTADO

PINO ML
DT 1113/ ESQ
(25x128mm)



3314-6
COMUM

PINO SUP
PATIM FR LIQ
MB (36mm)

2035



4925-5
COMUM
4926-3
CEMENTADO

PINO ML TR 1113/
(30x140mm)



6918-3
COMUM
6528-5
CEMENTADO

PINO ML TR 1113/
LG (30x144mm)



101816-7

PINO SAPATA
FREIO (10x60)

121461



4927-1
CEMENTADO

PINO ML DT 1924/
DIR (25x140mm)



4928-0
CEMENTADO

PINO ML DT 1924/
ESQ (25x140mm)



101850-7

PINO SAPATA
FR MB OF/O370
(12x95)

K 172



4929-8
CEMENTADO

PINO ML
TR 1924/ CT
(30x151mm)



4930-1
CEMENTADO

PINO ML
TR 1924/ LG
(30x165mm)



100390-9
AÇO 10,9

PINO/PARAF C/PO
ALG DT AXOR
(24X150X2,0)

IV 4240



4931-0
CEMENTADO

PINO ML
TR ROSQ
O-355/364

IV 4021



4933-6

PINO
TRAVA
ML 1113/
TR 01



85-0
FOSFATIZADO

PINO CON
ADAPT TIR
2013/2216 Rt.1/4

IV 4127 / 001780



4934-4
COMUM

PINO ML
DT 1113/
C/CAB R7/0



200129-2
AÇO 8,8
7339-3
PORCA 24x1,8

PINO ML TR
OH 1620/
(24x140x1,5
MB RP)



100399-2
AÇO 10,9

PINO C/PO
ALG DT ATEGO
(10X140 MB)

IV 4245



4936-0
COMUM
200113-6
CEMENTADO

PINO SUP
PATIM MB
FR AR



4935-2
COMUM
200741-0
CEMENTADO

PINO SUP
PATIM MB
FR LIQ



200514-0
COMUM
200523-9
CEMENTADO

PINO SUP PATIM
MB FR AR C/
PA/PO/ARR



200401-1

PINO TRAVA ML
MB 1113/ C/BI

B680



200127-6
CEMENTADO

PINO ML TR O370/
M22 (25x205)

IV 4101



101884-1
AÇO 10,9

PINO C/PO
ALG DT ATEGO
(10X160 MB)

IV 4245A

MERCEDES BENZ / TRAVAS E ARRUELAS

3497-5

ARRUELA
PINO ML
DT 608
(56x17x8mm)

AR 01

3498-3

ARRUELA
PINO ML
TR 608
(55x22x8)

AR 02

3499-1

ARRUELA
PINO ML 709/912
(60x19x8mm)

AR 13

3600-5

ARRUELA
CON PINO
ML TR 1934/

AR 21

4932-8

TRAVA
PINO
ML 1111

TR 05

303-4

TRAVA
EXCENT
PATIM 1113
(ABRIDOR)

TR 06



4822-4

ARRUELA ENC
ALC DT 25x40x4,2

3495-9

ARRUELA ENC
ALC DT 25x40x4,7

4823-2

ARRUELA ENC
ALC DT 25x50x4,2

4824-0

ARRUELA ENC
ALC DT 25x50x4,7

4825-9

ARRUELA ENC
ALC TR 30x50x4,2

3496-7

ARRUELA ENC
ALC TR 30x50x4,7

4826-7

ARRUELA ENC
ALC TR 30x60x4,2

4827-5

ARRUELA ENC
ALC TR 30x60x4,7

- 001925-9 ARRUELA ENC ML DT (31) 25X45X0,6
- 001989-5 ARRUELA ENC ML DT (32) 25X40X0,6
- 002176-8 ARRUELA ENC ML DT (33) 25X40X1,0
- 002423-6 ARRUELA ENC ML DT (34) 25X40X2,0
- 002424-4 ARRUELA ENC ML DT (41) 25X50X0,6
- 002425-2 ARRUELA ENC ML DT (42) 25X50X1,0
- 002445-7 ARRUELA ENC ML DT (43) 25X50X2,0
- 200045-8 ARRUELA ENC ML DT (44) 25X50X3,0
- 002448-1 ARRUELA ENC ML TR (51) 30X50X1,0
- 002482-1 ARRUELA ENC ML TR (61) 30X60X1,0
- 002555-0 ARRUELA ENC ML TR (62) 30X60X2,0

3057-0

ARANHA
CUBO TR
1924/
(89x101)

LA45

844-3


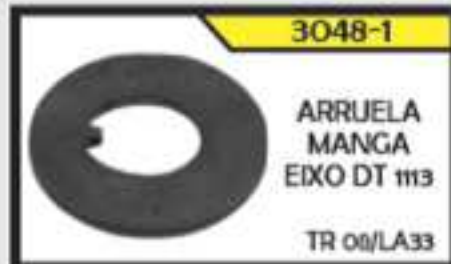
ARANHA
CUBO TR 1620/
ROCKWELL
(83x103)

LA100/20

827-3

ARANHA
CUBO TR 1622/
BUS O500
2003/ (81x91)

LA164





MB / ABRAÇ ESCAP

MERCEDES BENZ / TAMPA CUBO RODA



MERCEDES BENZ / BUCHAS

4828-3

BORR
ESTAB DT
600/700

IV 2015

424-3

BUCHA
BORR ESTAB
DT/TR 600

IP3200CC-R037A

4829-1

BORR
ESTAB TR
600/700

IV 2014

5890-4

BUCHA ISOL
LON ESTAB
DT 600 04/

106L

4830-5

BUCHA
NV ESTAB
600/912

IV 3027

5889-0

BUCHA ISOL
LON ESTAB
DT 600

120L

7886-7

BUCHA PU
ESTAB 600/912

PU-3027

5891-2

BUCHA ISOL
LON ESTAB
TR 600

123L

8090-0

BUCHA
ESTAB DT/TR
600/914 FIXA

IV 3009 - IP 3286 - R31

4832-1

BUCHA
BORR
ESTAB
DT 709/712

IV 2062

100019-5

BUCHA/MANCAL
BAR ESTAB DT
1620/OH500 (2Pcs)

IV 3159-R450

5483-6

BORR ESTAB
TR 709/712

IP 3279/IV 2063

6873-0

BUCHA NV
PONTA
BARRA
ESTAB 709/914

IV 3073

100135-3

BUCHA/MANCAL
BAR ESTAB TR
1620/OH1635 (2Pcs)

IV 3160-R459

BUCHAS LATONADAS

4049-6 BUCHA MOLA DT 1113/
67x30x25 (B516)4052-6 BUCHA MOLA TR 1113/
77x35x30 (B522)4055-0 BUCHA MOLA DT 1924/
01x30x25 (B552)4047-0 BUCHA MOLA TR/TR
600/709 57x30x25 (B514)4046-1 BUCHA MOLA TR P/DT
600 E ALG 600 57x35x30 (B510)4056-9 BUCHA MOLA TR 1924/
90x36x30 (B554)5401-1 BUCHA MOLA TR 1924/
90x36x30 (B570)4045-3 BUCHA MOLA DT 600
60x45x42 (B520)200491-7 BUCHA MOLA DT
2635/ 25x30x90 (B529)

7887-5



BUCHA PU
PONTA
BARRA ESTAB
709/914
PU-3073

4831-3



BUCHA SIL
PONTA BARRA
ESTAB 912/914
IV 3079

101826-4



BUCHA BARRA
ESTAB TR
MB AXOR
2035/2640
IV 3404

4833-0



BORR
ESTAB DT
912/914
IV 2065

5484-4



BORR
ESTAB TR
912/914
IP 3205/IV 2064

101827-2



BUCHA BARRA
ESTAB TR
MB AXOR
3340/4140
IV 3405

377-8



BUCHA
AMORT
TR 1313/
IP 3210

4239-0



BUCHA BORR
PONTA BARRA
ESTAB 1610/
IV 3076

7854-9



BUCHA
C/PINO MB
OH 1621
IV 3204

4836-4



TUBO P/
BUCHA ML
CABINE
BICUDO
IV 3075

4837-2



BUCHA
ML CABINE
BICUDO
IV 2066

6630-3



BUCHA
ESTAB
MB 1610/
BI/PART
IV3192-R477

376-0



BUCHA
AMORT DT
1113/ CPL
IP 3117cc

4811-9



BUCHA BORR
TENS 2013/ DP
(80x90x30)
IV 2010

6471-8



BUCHA SIL
ML DT BUS
MB 1621/ 90/
IV 3000

140-6



BUCHA
BORR
TR P/DT
SPRINTER
IV 3134

141-4



BUCHA
ALG TR
SPRINTER
IV 3135

7853-0



BUCHA SIL
ML DT MB
OH 1621
IV 3207

4840-2



BUCHA NV
ML DT
608/708
IV 2046

7865-4









BUCHA PU
ML DT
MB 608/708
PU-2046

6434-3



BUCHA SUSP/
AMORT DT/TR
MB 0364/
IV 2037/R289



4857-7



BUCHA AÇO
ROSQ O355
CEM/RET

IV 4022

4937-9



BUCHA SIL
OF 1621/

IV 3089

10114-6



BUCHA
BARRA
ESTAB
ATEGO

IV 3431

339-5



BUCHA
CPL COL
DIREÇÃO 1113/

IP 3199A

433-2



BUCHA
CPL COL
DIREÇÃO 608

IP 3252A

340-9



BUCHA CPL
COL DIREÇÃO
1113/ MOD

IP 3262A

100293-7



BUCHA PU
MANCAL
BARRA
ESTAB ATEGO

PU-3210

7876-0



BUCHA PU
ML DT 709/914
(12mm)

PU-2121

200289-2



BUCHA
BORR/LON
ML DT MB
709/ B/P

2121 BL

7862-0



BUCHA PU
BARRA ESTAB
TR 608

PU-2014

8010-1



BUCHA
PU ML TR
709/914
(18mm)

PU-2121

200290-6



BUCHA
BORR/LON
ML TR MB
709/ B/P

2122 BL

7863-8



BUCHA
BARRA
ESTAB
DT 608

PU-2015

7864-6



BUCHA PU
ESTAB TR
AMORT DT/TR
O355/

PU-2037

200291-4



BUCHA
BORR/LON
ESTAB MB
1610/ B/P

2130 BL

8043-8



BUCHA
AMORT
DT/TR
709/912

IV2117-R3209

7855-7



BUCHA SIL
BAR REAÇÃO
MB O371

IV 3149

200292-2



BUCHA
BORR/LON
ESTAB MB
1210/ B/P

3076 BL

100654-1



REP DP
BRAÇO TENS
SUP 2013/2220
(85mm)

IV 3005

100655-0



REP BRAÇO
TENS INF
2217/2335
(85mm)

IV 3153

10113-8



BUCHA
PONTA BARRA
ESTAB ATEGO

IV 3432



100292-9



BUCHA PU
MANCAL
BARRA ESTAB
ACCELO

PU-2153

7879-4



BUCHA PU
AMORT TR
1214/1620

PU-2205

101474-9



BUCHA BAR
SUSP TR MB
SPRINTER

CP159

7880-8



BUCHA PU
DT AMORT
1113/2213

PU-2206

7881-6



BUCHA PU
MANCAL
BARRA
ESTAB TR
SPRINTER 310D/

PU-2209

101476-5



KIT BUCHAS
ESTAB P/DT
1630/

R3249

7882-4



BUCHA PU
MANCAL BARRA
ESTAB DT
SPRINTER 310D/

PU-2210

7883-2



BUCHA PU
AMORT
DT/TR INF
709/BUS 014

PU-2211

101477-3



KIT BUCHAS
ESTAB P/TR
1630/

R3250

7884-0



BUCHA PU
AMORT DT/TR
SUP 709/
BUS 014

PU-2212

7885-9



BUCHA
PU ML TR
BUS 0370/

PU-3016

101478-1



BUCHA SUP
AMORT TR
SPRINTER

R3256

100277-5



BUCHA PU
ML DT E
TR/TR MB
709/915C

PU-3024

100278-3



BUCHA PU
ML TR P/DT
709/915C

PU-3025

101479-0



BUCHA INF
AMORT TR
SPRINTER

R3257

100279-1



BUCHA PU
BARRA
ESTAB DT/TR
1210/1930 OF1310/

PU-3076

7959-6



BUCHA PU
ML DT/TR
P/TR 1621 90/

PU-3080

101608-3



BUCHA ML
TR/DT ATEGO
(22MM)

IV4234-A

7960-0



BUCHA PU
ML DT/TR
P/DT 1621 90/

PU-3089

7888-3



BUCHA PU
ML TR P/DT
ALG TR
SPRINTER 310D/

PU-3134

101499-4



BUCHA
BARRA
ESTAB DT
ACCELO

IV 2153

100299-6



BUCHA PU
ML DT P/DT
ATEGO

PU-4234

100294-5



BUCHA PU
ML TR
ACCELO

PU-3213

101222-3



BUCHA PU
ML TR P/DT
ATEGO M22

PU-4234AP

100295-3



BUCHA PU
PONTA BARRA
ESTAB DT/TR
ATEGO

PU-3214

101500-1



BUCHA
BARRA
ESTAB
DT 2035/

IV 3403

101334-3



BUCHA ML
DT P/TR
SUP ATEGO

IV 3539

100298-8



BUCHA PU
PONTA BARRA
ESTAB DT/TR
ACCELO

PU-3269

100296-1



BUCHA PU
BIEL BARRA
ESTAB DT
SUP ATEGO

PU-3215

101144-8



BUCHA ML
TR ATEGO
1315/1725

IV 3303

200239-6



BUCHA ESTAB
DT ACCELO

IV 3269

200150-0



BUCHA
SUSPENSÃO
O370/

IV 3031

100392-5



BUCHA ML
DT P/TR
INF ATEGO

IV 3262

7889-1



BUCHA PU
ML TR P/TR
SPRINTER 310D/

PU-3135

379-4 BORRACHA 1911-9 LONADA 200069-5 POLIURETANO



BUCHA SUP
CARDAN
BOIADEIRO LUZAR

102174-5



BUCHA BARRA
TORÇAO DT
ACCELO

IV 2276

829-0 BORRACHA 200145-4 POLIURETANO



BUCHA SUP CARDAN
BOIADEIRO CONF

7890-5 PURO 22mm 7891-3 PURO 24mm 7892-1 PURO 30mm



BUCHA PU
ML DT - TR
P/DT SPRINTER
310D/ OH1621/

PU-3137

MANGA DE EIXO



001987-9 BUCHA MNG EIXO 1113 321.332.0249
001985-2 BUCHA MNG EIXO 1313/ 340.332.0049
001984-4 BUCHA MNG EIXO 608 GR 310.332.0250
001983-6 BUCHA MNG EIXO 608 PQ 310.332.0150
001986-0 BUCHA MNG EIXO MB FR AR 360.332.0748

DIVERSAS

000142-2 BUCHA PEDAL FR MB 24X42X39,9 B130BR
100519-7 BUCHA "S" FF 1313/ 39,7X47X19 0005
005400-3 BUCHA SAPATA FR TR 1313 B140BR

3507-6



BUCHA
LON ML/
ALG DT
MB 608

128L

6188-3



BUCHA
LON TENS
2013/ LISA
(DUPLA)

231/L

6189-1



BUCHA
LON TENS
2013/ C/VIR

231/2L

5493-3



BUCHA ISOL
LON ESTAB
TR MB 912

465L

102247-4



BUCHA ISOL
LON ESTAB
DT MB 912

464L

MERCEDES BENZ / CAPAS E CINTAS

 <p>352-2 CAPA BORR CARDAN 5/ROLAM 1113/2213 IP 3104</p>	 <p>353-0 CAPA ROLAM EIXO CARDAN 1519 IP 3140</p>	 <p>398-0 CINTA BORR TANQUE COMB (300 litros) 1519/ (LARGA) IP 3155</p>
 <p>354-9 CAPA ROLAM CARDAN 1924/ IP 3160</p>	 <p>380-8 CAPA PEDAL ACEL 1113/ IP 3102</p>	 <p>394-8 CINTA BORR TANQUE COMB 1113/ (ESTREITA-140cm) IP 3110</p>
 <p>383-2 CAPA PEDAL FR/EMBR 1113/ ANT IP 3127</p>	 <p>384-0 CAPA PEDAL FR/EMBR 1113/ MOD IP 3158</p>	 <p>429-4 CAPA PEDAL FR/EMBR 600/ 79/ IP 3248</p>

MERCEDES BENZ / DIAFRAGMAS

 <p>3122-4 DIAFRAGMA FR AR TR MB 5.3/8" WABCO IP 2216</p>	 <p>3123-2 DIAFRAGMA AR CÂMARA FR AR 6" WABCO IP 2217</p>	 <p>3124-0 DIAFRAGMA AR CÂMARA FR AR DT 5.7/8" WABCO IP 2218</p>
---	---	--

MERCEDES BENZ / TUBOS INJETORES QUEBRA GALHO

- | | |
|----------|---------------------------------------|
| 200188-8 | TUBO INJ Q/G OM-314/352 04-43 (Metal) |
| 200189-6 | TUBO INJ Q/G OM-355 04-42 (Metal) |
| 200190-0 | TUBO INJ Q/G OM-366-364 04-44 (Metal) |
| 200191-8 | TUBO INJ Q/G OM-447/449 04-48 (Metal) |



MERCEDES BENZ / PARAFUSOS ESPECIAIS

200280-9	PARAF 5/16X1.1/2 ABRAÇ CARDA	002862-2	PARAF 16X145 C/F MANGA MB BR86/05*
200281-7	PARAF 1/4X5/8 ABRAÇ CARDA	006713-0	PARAF 16X45 COROA MB BR121
200282-5	PARAF 5/16X3/4 ABRAÇ CARDA	002859-2	PARAF 16X80 C/F AMORT MB BR22/13
200283-3	PARAF 3/8X1.3/4 ABRAÇ CARDA	002872-0	PARAF 16X90 C/CPO AMORT MB BR105/25
200284-1	PARAF 3/8X3/4 ABRAÇ CARDA	002871-1	PARAF 16X90 S/F AMORT DT MB BR104/26
200285-0	PARAF 1/2X1 ABRAÇ CARDA	002860-6	PARAF 16X94 C/F AMORT MB BR23/14
200286-8	PARAF 8X40 ABRAÇ CARDA	006714-8	PARAF 18X100 FR AR (Cpo 20mm) BR22/34
100003-9	PARAF 10x20 ABRAÇ CARDA 709/ 34A	004220-0	PARAF 18X140 C/F 3 EIXO 2013/ BR108/08
100004-7	PARAF 10X45 ABRAÇ 709/ 34B	002863-0	PARAF 18X148 C/F MANGA MB BR17/06*
200287-6	PARAF 12X25 ABRAÇ CARDA	002864-9	PARAF 18X155 C/F MANGA MB BR18/07
200279-5	PARAF 12X25 MB RI 10.9 Volante 352/366	008080-2	PARAF 18X175 C/F MANGA MB BR109
002875-4	PARAF 12X32 COROA MB BR115/56B	002854-1	PARAF 18X65 REG FR MB BR59/59
002853-3	PARAF 12X70 REG FR MB BR58	002865-7	PARAF 20X105 C/F AMORT MB BR90/21
004219-6	PARAF 14X105 FIX SUP MOTOR BR76	002867-3	PARAF 20X108 C/F AMORT MB BR99
004218-8	PARAF 14X120 FIX SUP MOTOR BR77/28	002866-5	PARAF 20X120 C/F AMORT MB BR91/12
002870-3	PARAF 14X40X1,0 COROA MB BR103/53D	002868-1	PARAF 20X25 FIX ML ESP MB BR100/15
002874-6	PARAF 14X45 COROA MOD MB BR14	100332-1	PINO 10X30 C/F MB BR50
002857-6	PARAF 14X55 FIX CXA SAT 1313/ BR69/56E	006921-3	PINO 10X35 C/F MB BR51
006709-1	PARAF 14X65 FIX SUP MOTOR BR71	006922-1	PINO 10X60 C/F MB BR52
006433-5	PARAF 14X70 FIX SUP MOTOR BR72	002852-5	PINO 14X30 C/F MB BR56
006710-5	PARAF 14X75 FIX SUP MOTOR BR73	006708-3	PINO 14X35 MB C/F BR47
006711-3	PARAF 14X80 FIX SUP MOTOR BR74	002855-0	PRIS MB 10X52 TURB/COL BR61
006712-1	PARAF 14X95 FIX SUP MOTOR BR75	002856-8	PRIS MB 10X62 MOTOR PART BR62
002844-4	PARAF 16X140 C/F MANGA MB BR25/04		

MERCEDES BENZ / COXINS



404-9

COXIM
CABINE 321

IP 3132



8091-8

COXIM MENOR
CABINE 1113/

IP 3169



8092-6

COXIM MAIOR
CABINE 1113/

IP 3185



420-0

COXIM TR
CABINE 608

IP 3205

419-7



COXIM DT
CABINE 600
(Rt2mm)

IP 3216

1311-0



COXIM DT
CABINE 600
(S/R)

IP 3216

2977-7



COXIM
CABINE
709/1941

IP 3272

2978-5



COXIM
CABINE
709/1941

IP 3273

405-7



COXIM DT
CPL CABINE
1113/2213

IP 3219

3982-9



COXIM CPL
CABINE
709/1941

IP 3274

368-9



COXIM
INF ESTAB
TR 1113/

IP 3226-R450A

399-9



COXIM
CAIXA
TRANSF
2013/

IP 3113

2500-3



COXIM
CÂMPIO
1519

IP 3242

369-7



COXIM
EXT ESTAB
TR 1313/

IP 3225-R450

422-7



COXIM
SILENC 2325/
(10mm)

IP 3131

435-9



COXIM BARR
SILENC MB

IP 3214

101758-6



COXIM TR
MOTOR
MB ATEGO
712/1710

R3309

417-0



COXIM
DT MOTOR
600 (C/R)

IP 3217

418-9



COXIM TR
MOTOR
600

IP 3210

101757-8



COXIM TR
MOTOR
MB OF 1115/
OH 1526

R3359

3216-6



COXIM DT/TR
CPL MOTOR
709/914

IP 3202

410-3



COXIM DT
MOTOR 1313/
(F16mm)

IP 3100

101851-5



COXIM CPL
INF/SUP
CAPO MB
1214/1620/

R775-326422

412-0

COXIM TR
MOTOR 1313/
(F14mm)

IP 3109

408-1

COXIM
DT/TR
MOTOR
MB 1113/

IP 3139

101834-5

COXIM
AMORT FECHO
CAPO MB
1618/1620

250143

416-2

COXIM
TR MOTOR
1516/

IP 3232

411-1

COXIM DT
MOTOR 1313/
(F14mm)

IP 3107

101488-9

COXIM DT
MOTOR
1218/2635
ALUM
(F14mm)

IP 3276

409-0

COXIM DT
MOTOR 1519
OH1513/OH1520
(F16mm)

IP 3142

3987-0

COXIM DT
MOTOR
O364/O371
(F16mm)

IP 3270

421-9

COXIM LAT
MENOR
RAD 608
(8mm)

IP 3130

414-6

COXIM TR
MOTOR
1519/2220
(16mm)

IP 3114

409-0

COXIM DT
MOTOR
1519/2220
(16mm)

IP 3142

422-7

COXIM CEN
MAIOR INF
RAD 608
(10mm)

IP 3131

413-8

COXIM DT
MOTOR
1924/1934

IP 3266

415-4

COXIM TR
MOTOR 1924/
(F18mm)

IP 3267

406-5

COXIM
CAB/RAD
1113/

IP 3175

3987-0

COXIM DT
MOTOR 1516/
(F16mm)

IP 3270

8115-9

COXIM TR
MOTOR 1634/

IP 3290

420-0

COXIM CAB
TR 608/
RAD O364

IP 3205

5905-6

COXIM BARR
TIR RAD 1113/

IP 3116

407-3

COXIM CPL
TIR RAD 1113/

IP 3116cc


2500-3

COXIM
CAMB/RAD
1519/O355

IP 3242



MERCEDES BENZ / BATENTES, CALÇOS E ASSENTOS



101564-8



BATENTE
SEP FX ML
DT AXOR

IV 3540

100297-0



BATENTE
INFERIOR
PU ML DT
ATEGO

PU-3261

100792-0



BATENTE
ML TR INT
SPRINTER
310/ 51x80

IV 2152

200071-7



BATENTE
PU SEP
FX ML TR
SPRINTER

PU-2152/AD64

101648-2



BATENTE
ML DT
SUPERIOR
ATEGO

IV 3523

101281-9



CALÇO
ML DT ESQ
SPRINTER

CP 242

100032-2



ASSENTO
SUP DT
SPRINTER

IV3227-R3239

3311-1



PROTETOR
PTA ML TR
SPRINTER

IV 2123

101282-7



CALÇO
ML DT DIR
SPRINTER

CP 243

100033-0



ASSENTO
INF DT
SPRINTER

IV3228-R3237



















200850-5




CALÇO FX ML
DT SPRINTER
C/ADESIVO

CP 206

MERCEDDES BENZ / MANGUEIRAS

 <p>466-9 MANG FILTRO AR 608 IP 6517</p>	 <p>467-7 MANG TUBO SUÇÃO FILTRAR AR 608 IP 6510</p>	 <p>465-0 MANG SUP RAD 608/1513 IP 6513</p>
 <p>3979-9 MANG INF RAD 608 IP 6519</p>	 <p>3952-7 MANG INF RADIADOR 709/912 IP 6524</p>	 <p>3953-5 MANG SUP RAD 709/912 IP 6526</p>
 <p>468-5 MANG INF RAD 1113/ IP 6500</p>	 <p>469-3 MANG SUP RAD 1113/ IP 6501</p>	 <p>473-1 MANG SUP RAD OF 1113 (MOTOR REB) IP 6515</p>
 <p>474-0 MANG SUP RAD OF 1115/1318 (MOTOR REB) IP 6516</p>	 <p>471-5 MANG SUP RAD 1519/2220 IP 6503</p>	 <p>472-3 MANG INF RAD 1519/2220 IP 6504</p>
 <p>470-7 MANG SUP RAD AGUA TERMOST 1924/2624 IP 6506</p>	 <p>475-8 MANG INF RAD 1924/624 IP 6507</p>	 <p>478-2 MANG RETA RET TURB MB (19x200) IP 6508</p>
 <p>479-0 MANG. RETA TURB OM 352 (22x200) IP 6509</p>	 <p>476-6 MANG COTOV TURB 352 (60mm) IP 6510</p>	 <p>477-4 MANG COTOV TURB 352 (70mm) IP 6511</p>

MERCEDES BENZ / PROTETORES DE PO



MERCEDES BENZ - DIVERSOS



201047-0



MAÇANETA
INTERNA
DIREITA
PORTA 1620/

16560B

201048-8



MAÇANETA
INTERNA
ESQUERDA
PORTA 1620/

165610

201053-4



MAÇANETA
INTERNA
DIREITA
PORTA
AXOR/ATEGO

281438

201054-2



MAÇANETA
INTERNA
ESQUERDA
PORTA
AXOR/ATEGO

281440

201049-6



MAÇANETA
EXTERNA
D/E PORTA
SPRINTER

176576

201044-5



MAÇANETA
EXTERNA
DIREIRA
PORTA 1620/

051860

201045-3



MAÇANETA
EXTERNA
ESQUERDA
PORTA 1620/

051871

101911-2



MAÇANETA
INTERNA
PORTA MB
709/1618 CINZA

039111

101916-3



MACANETA
PT METAL
LEVANT VIDRO
MB 709/1618

326586

201046-1



JUNTA
UNIVERSAL
DIREÇÃO
1113/

121060

201050-0



JUNTA
UNIVERSAL
DIREÇÃO
1620/

236809

201052-6



BOLOTA CÂMPIO
PUNHO PQ
PT S/TAMPA
MB 1618/

78359

200371-6



BOLOTA CÂMPIO
PUNHO PQ
PT S/TAMPA
MB 1618/

12129

201100-0



PUCHADOR
FR MÃO
MB TD5

78335

201105-0



FECHO
SUP CAPO
MB 1214/1618

153126

201110-7



FECHO
CAPÔ
SUPERIOR
1620/

224753

391-3



TAMPÃO
BATENTE
PORTA 1111/

IP 3106

200108-0



SEPARADOR
PLÁSTICO
TANQUE
AR MB

AD 021

CAIXA BATERIA



832-0 CAIXA BATERIA 1113/60136



201097-6 CAIXA BATERIA 1113/SIMPLES 13468



100228-7 CAIXA BATERIA 1618/C/TPA PLAST 34101

EXCENTRICOS



- 000065-5 EXCENTRICO REGUL FR 1113 T008
- 000066-3 EXCENTRICO REGUL FR 1313 T009
- 000067-1 EXCENTRICO REGUL FR 1513 T010

REGULADOR EMBREAGEM



200081-4 REGULADOR EMBR 608/ (CPL) FC250



200082-2 REGULADOR EMBR 1113/ (CPL) FC252



200083-0 REGULADOR EMBR 1313/ (CPL) FC251

4329-0



BOMBA MANUAL DIESEL S/OURO

0192882

CINTA TANQUE

830-2 CINTA TANQUE COMB 1113/ 210L CH 8229

831-1 CINTA TANQUE COMB 1519/ 300L CH 15258



- 000394-8 CINTA TANQUE COMB 140CM BORR
- 000398-0 CINTA TANQUE COMB 300LT BORR
- 006658-3 CINTA TANQUE COMB 300L PLAST

FAIXA ZEBRADA



- 000834-6 FX ZEBR P/CHOQ TR 2600MM 32529
- 006545-5 FX ZEBR REFL P/CHOQ TR 2004/

HELICE NYLON/FIBRA



200085-7 HÉLICE NV/FI 10 PÁS MB 1113/1110 F34 FC5339

200086-5 HÉLICE NV/FI 06 PÁS MB 1410/ FC5334

200087-3 HÉLICE NV/FI 08 PÁS MB 1620/ FC5336

TERMINAIS EMB/ACEL

- 000839-7 TERMINAL ACEL 1111/2213 6MM FC2631
- 000838-9 TERMINAL ACEL OF1313/ 8MM FC2640
- 200457-7 TERMINAL ACEL 608 5MM 01
- 100750-5 TERMINAL ACEL L1410/1610 6MM FC2666
- 200459-3 TERMINAL EMBR 608 M10 DIR 20
- 200450-5 TERMINAL EMBR B16 10X12 1113/ 14
- 101164-2 TERMINAL EMBR B16 10X12 352 19



BALIZAS

004678-7 BALIZA MB ANT 3445957 AD001



004679-5 BALIZA MB MOD 3045957101 AD002



200068-7 BALIZA CROM C/MOLA AD003



















ALARGADORES DE ESPANSAO MANGA DE EIXO















- 100197-3 ALARGADOR EMB 26-29mm 608/709
- 100198-1 ALARGADOR EMB 29-32,5mm 809/912
- 200259-0 ALARGADOR T/A EMB 32,5X36,0 1113
- 005929-3 ALARGADOR EMB 34,3-39mm 1113/1516
- 200258-2 ALARGADOR T/A EMB 36,0X40,0 1313/
- 100200-7 ALARGADOR EMB 40-45mm
- 100199-0 ALARGADOR EMB 45-55mm 1614/1935
- 005930-7 DESANDADOR UNIV P/ALARG 05 (Cabo)



MERCEDES - PARAFUSOS / PRISIONEIROS DE RODA

<p>OSC 27mm</p> <p>1173-8</p>  <p>CJ PARAF RODA TR 709/914 (18x80) C66O</p>	<p>CHAVE 19</p> <p>1027-8</p>  <p>CJ PARAF RODA TR 608/709 (14x77) C180</p>	<p>OSC 32mm</p> <p>1055-3</p>  <p>CJ PARAF RODA DT 0370/1212/ (22x77) C188O</p>
<p>OSC 32mm</p> <p>1331-5</p>  <p>CJ PARAF RODA TR 1618/1945 (22x120) C189O</p>	<p>CHAVE 19</p> <p>1028-6</p>  <p>CJ PARAF RODA DT 608/708 (14x51) C190</p>	<p>CHAVE 27</p> <p>1041-3</p>  <p>CJ PARAF RODA DT 1313/ (22x72) C192A</p>
<p>CHAVE 30</p> <p>1042-1</p>  <p>CJ PARAF RODA DT 1313/ (22x72) C192AF</p>	<p>CHAVE 19</p> <p>1029-4</p>  <p>CJ PARAF RODA TR 608/708 (14x57) C194</p>	<p>CHAVE 27</p> <p>1044-8</p>  <p>CJ. PARAF. RODA TR 1313/ (22x89) C195A</p>
<p>CHAVE 30</p> <p>1045-6</p>  <p>CJ PARAF RODA TR 1313/ (22x89) C195AF</p>	<p>CHAVE 27</p> <p>1046-4</p>  <p>CJ PARAF RODA TR 1313/ (22x89) C195AR</p>	<p>OSC 32mm</p> <p>1047-2</p>  <p>CJ PARAF RODA TR 1313/ (22x89) C195O</p>
<p>CHAVE 27</p> <p>1035-9</p>  <p>CJ PARAF RODA TR 1113 (20x80) C196A</p>	<p>CHAVE 30</p> <p>1033-2</p>  <p>CJ PARAF RODA TR 1113 (20x80) C196AF</p>	<p>CHAVE 27</p> <p>1037-5</p>  <p>CJ PARAF RODA TR 1113 (20x80) C196AR</p>
<p>CHAVE 27</p> <p>1166-5</p>  <p>CJ PARAF RODA DT 1113 (20x70) C199A</p>	<p>OSC 32mm (PORCA ALTA)</p> <p>8108-6</p>  <p>CJ PARAF RODA TR 1618/1941 (22x98) C200</p>	<p>OSC 32mm (PORCA BAIXA)</p> <p>1050-2</p>  <p>CJ PARAF RODA TR 1924/1941 (22x98) C200O</p>

<p>CHAVE 27 1048-0</p>  <p>CJ PARAF RODA TR 1618/ (22x98) C200A</p>	<p>CHAVE 30 6113-1</p>  <p>CJ PARAF RODA TR 1618/ (22x98) C200AF</p>	<p>CHAVE 27 1049-9</p>  <p>CJ PARAF RODA TR 1618/ RECARTE (22x98) C200AR</p>
<p>CHAVE 27 1038-3</p>  <p>CJ PARAF RODA TR 1113/TK (20x89) C201A</p>	<p>CHAVE 30 1039-1</p>  <p>CJ PARAF RODA TR 1113/TK (20x89) C201AF</p>	<p>CHAVE 27 1040-5</p>  <p>CJ PARAF RODA TR 1113/TK RECARTE (20x89) C201AR</p>
<p>OSC 32mm 1051-0</p>  <p>CJ PARAF RODA TR 1932/1941 (22x110) C256O</p>	<p>CHAVE 30 3237-9</p>  <p>CJ PARAF RODA TR 1932/1941 (22x110) C256FAP</p>	<p>CHAVE 24 1030-8</p>  <p>CJ PARAF RODA DT 709/914 (18x57) C266</p>
<p>CHAVE 24 1031-6</p>  <p>CJ PARAF RODA TR 709/914 (18x64) C267</p>	<p>CH 12 (ALLEN) 1054-5</p>  <p>CJ PRIS RODA C/TUB 1113/ (12x57) C305</p>	<p>2199-7</p>  <p>PARAF RODA DT/TR SPRINTER (14x1,5x34) 171</p>

MERCEDES / PORCAS DE RODA

<p>OSC 27mm 1186-0</p>  <p>PORCA PARAF RODA 709/914 (18x1,5) 950</p>	<p>CHAVE ALLEN 12 1090-1</p>  <p>PORCA PRIS RODA 1113/ (12x1,5) 112</p>	<p>ALTA CHAVE 27 1074-0</p>  <p>PORCA PARAF RODA 1113 (20x1,5) 198</p>	<p>ALTA CHAVE 30 1075-8</p>  <p>PORCA PARAF RODA 1113 (20x1,5) 210</p>
<p>BAIXA CHAVE 27 1082-0</p>  <p>PORCA PARAF RODA 1313/ (22x1,5) 211</p>	<p>ALTA CHAVE 27 1083-9</p>  <p>PORCA PARAF RODA 1313/ (22x1,5) 212</p>	<p>CHAVE 19 1059-6</p>  <p>PORCA PARAF RODA 600/700 - MB 180 (14x1,5) 193</p>	<p>ALTA CHAVE 30 1084-7</p>  <p>PORCA PARAF RODA 1313/ (22x1,5) 214</p>

OSC 32mm
BAIXA

2917-3



244

PORCA PARAF RODA
1313/ (22x1,5)

OSC 32mm
ALTA

1091-0



244AA

PORCA PARAF RODA
1313/ (22x1,5)

CHAVE 24

1064-2



269

PORCA PARAF RODA
709/912 (18x1,5)

CHAVE 19

100513-8



1925

PORCA RODA DT/TR
MB 180 (14x1,5)

CHAVE 27

3065-1



197

PORCA PARAF RODA
MB 113 (20x1,5)



MERCEDES / ARRUELAS CONICAS DE RODA/GR

A202

1076-6



ARR CON LISA PARAF
RODA/GR 1113 (20mm)

A203

1077-4



ARR CON PRESS PARAF
RODA/GR 1113 (20mm)

A204

1085-5



ARR CON LISA PARAF
RODA/GR 1313/ (22mm)

A205

1086-3



ARR CON PRESS PARAF
RODA/GR 1313/ (22mm)

A206

1060-0



ARR CON LISA PARAF
RODA/GR 608/708 (14mm)

A207

1061-8



ARR CON PRESS PARAF
RODA/GR 608/708 (14mm)

A273

1065-0



ARR CON LISA PARAF
RODA/GR 709/914 (18mm)

A274

1066-9



ARR CON PRESS PARAF
RODA/GR 709/914 (18mm)

A208

3587-4



ARR CON LISA PARAF
RODA/GR 709/912 (16mm)

A209

200296-5



ARR CON PRESS PARAF
RODA/GR 709/912 (16mm)

AR 12

5507-7



ARR CON GRAMPO
MB 2013/ (24mm)

AR 64

200859-9



ARR CON GRAMPO
MB AXOR/ (1.1/8"-27mm)

MERCEDES - CONJUNTO PARAFUSO CARDAN

1052-9



CJ PARAF CARDAN
1113/ (10x30) C500

1053-7



CJ PARAF CARDAN
1519/ (12x32) C501

8041-1



CJ PARAF CARDAN
1610/ (12x36) C502

3716-8



CJ PARAF CARDAN
1630/ (16x45) C503



SCANIA

WIEBBELLING

DISTRIBUIDORA DE PEÇAS AUTOMOTIVAS

35

SCANIA

3963-2



SUPOORTE ML
DT 112/142
(275.460)

SC 050


4687-6



SUPOORTE ML
TR 112/142
(283.642)

SC 051

2649-2



ALGEMA ML
TR 112/142
(363.770.298.560)

SC 053

5092-0



SUPOORTE ML
AUX 112/142
(293.273)

SC 054

3038-4



GUIA GR
TR 110/142
(135.708)

SC 055

4699-0



SEPARADOR
C/FEIXE 110/142
(285.389)

SC 056

5089-0



CUNHA
ML DT
112/142
(154x90x12)

SC 061

5090-3



CUNHA ML
TR 110/142
(363.770/298.560)

SC 062

6913-2



SEPARADOR
C/FX SC 113
(25MM)
(285.389)


5087-3



ALGEMA ML
DT 110/142
(275.568)

SC 063

4698-1



SUPOORTE ML
AUX 110/111
(167.079)

SC 064

100943-5



SAPATA
ESTAB DT
SC 112/113
(365.762)

SC 103

4692-2



CASTANHA
RODA TR
SC 112/142
(150.691/523.887)

SC 065

5091-1



GUIA GR
DT 110/111
(275.301)

SC 066

100944-3



SAPATA
ESTAB DT
SC 124
(365.761)

SC 104



1952-6
GUIA GR
ML DT C/G
112/143

SC 069



6912-4
SUPORTE ML
TR 110/111
(134.223)

SC 071



101273-8
CALÇO P/LEV
MOL DT SC
40X90X140

493



5088-1
CASTANHA
RODA DT
112/142
(347.048)

SC 072



5482-8
SUPORTE DT
P/TR 114/124R
(A1540)

SC 077



101242-8
SUPORTE
ML DT P/DT
SC 110/111
(157.430)

SC 073



6684-2
SUPORTE
DT P/DT
P-94/124R (S4)
(132.5008)

SC 078



100520-0
SUPORTE TR
P/DT 114/124
(137.777.9)

SC 084



101241-0
SUPORTE ML
DT P/TR ESQ
SC 110/111
(172.759)

SC 075



6706-7
ALGEMA
ML TR 110/111
(130.640)

SC 087



200146-2
ALGEMA ML
DT BUS 113/
(LONGA)
(275.560)

SC 094



101243-6
SUPORTE ML
DT P/TR DIR
SC 110/111
(172.760)

SC 076

SCANIA / PINOS DE MOLA



5093-8
PINO ML
CEM DT SC

IV 4001



5094-6
PINO ML CEM
TR SC 112/142
E TR P/TR S4

IV 4002



3132-1
PINO ML CEM
TR SC 140/ 4"

IV 4131



3173-9
PINO ML CEM
TR SC 340/
E TR P/DT S4

IV 4018

SCANIA / BUCHAS



5084-9: CEM
200364-3: ORIG

BUCHA
ML DT 5C

IV 4003



5085-7

BUCHA ML
CEM TR 5C

IV 4004



3516-5

BUCHA ML
CEM TR 5C
LK 140/ 4"

IV 4130



100232-5

BUCHA PU
INF AMORT
DT 110/112

PU-2025



100263-5

BUCHA PU SUP
AMORT DT 110/112/
E K112/ F112/

PU-2026



100233-3

BUCHA PU
BARRA ESTAB
DT 112/ - K112/ F112/

PU-2080



7324-5

BUCHA C/PINO
TIR BLOCO
TRANSMISSÃO
T112/

IV 3032



100145-0

BUCHA TENS
INJ C/PINO
SUSP AR DT
BUS L113/K112/

IV 3103



100265-1

BUCHA PU
BARRA REAÇÃO
SUSP 5C 124 6x4

PU-3225



4515-2

BUCHA BORR
SUP LAT
RAD 112/113

0300296



100241-4

BUCHA ML TR
SUSP PNEUM

IV 3271



4517-9

BUCHA AMORT
CHATA 112/ 54x27

0205271/535447



100106-0

BUCHA BORR
BARRA ESTAB
114/124 (MANCAL)

1344190



5931-5

BUCHA
SUSP DT
CABINE T114

1377562



100068-3

BUCHA
LAM ACOPL
BOMBA INJ 113

1300030



5403-8

BUCHA ORIG INF
PINO MANGA
(55mm)

1301106



5405-4

BUCHA ORIG INF
PINO MANGA
(60mm)

1302891



5404-6

BUCHA ORIG SUP
PINO MANGA
(55mm)

1318321



1551-2

BUCHA BORR INF
AMORT DT 110/112
(PQ 48x25)

0339108



5376-7

BUCHA BORR INF
AMORT DT 110/112
(GR 58x32)

0339108



1544-0

BUCHA CON
PONTA BARRA
ESTAB DT/TR
112/113

IV 3246/0310808



100234-1

BUCHA PU
PONTA BARRA
ESTAB DT 112/

PU-3246



5256-6

BUCHA SUSP
EIXO TR
94/114/24/64

0307113



4516-0

BUCHA BORR
FILTRO AR

0295297



1526-1

BUCHA
BORR APOIO
CABINE 112

0283295



1507-5

BUCHA BORR
AMORT CON
112/ (GR 46x25)

0241922



1509-1
BUCHA BARRIL
AMORT CON
112/ (PQ 44x24)
0241922 p



4517-9
BUCHA BARRIL
CÂMBIO K112
0205271



1366-8
BUCHA SUP
AMORT DT 112/
(61x28)
0153287



1010-3
BUCHA BARRIL
AMORT CON 111/
(PQ 46x24)
0137887



4317-6
BUCHA EIXO
GARFO
EMBR 111
0132341



2923-8
BUCHA BR
MANGA EIXO
INF MAIOR
0134488



4321-4
BUCHA CARC
BOMBA ÓLEO
111/113
0139110



1293-9
BUCHA BR
PATIM TR
0141163



1294-7
BUCHA BR
PATIM DT
0141164



1295-5
BUCHA BR
EIXO "S" TR
0141168



4489-0
BUCHA
BARRIL COL
DIREÇÃO
SC 110/111
0154448



4323-0
BUCHA
BR ROLETE
PATIM
0154261



2924-6
BUCHA BR
MANGA EIXO
SUP MENOR
0171232



1008-1
BUCHA
AMORT CH
SC 111/112
(57x17)
0137885-IV2026-R365



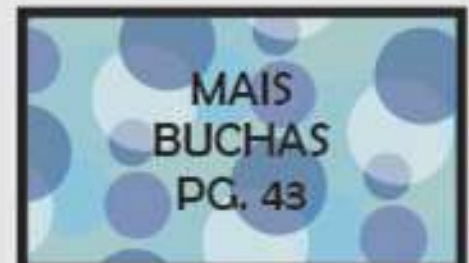
4325-7
BUCHA
BUJÃO CARTER
111/112
0180435



100062-4
BUCHA ACOPL
BOMBA INJ
0192641



5896-3
BUCHA
LON CON
AMORT DT SC
518L



SCANIA / COXINS



447-2

COXIM
CÂMBIO
L75/ LK140/

211694 - IP 4520



449-9

COXIM
CÂMBIO
112/124

291271 - IP 4523



3156-9

COXIM
CAPO
SCANIA

134887 - IP 4512



4486-5

COXIM MOTOR
DT 111- DT CXA 112
(R12x1,75)

137207/146526 - IV 3409 - R073



444-8

COXIM TR
MOTOR
75/111

138849 - IP 4502



446-4

COXIM TR
MOTOR INTERC
112/142

523434 - IP 4524



448-0

COXIM
RAD SC

140320 - IP 4504



5264-7

COXIM TRAVA
ALÇA CAPÔ
T-113/143

0304595



4508-0

COXIM DT
MOTOR
112/113

0332730



5330-9

COXIM SUP
SUSP TR
CABINE T113

1116362



6980-9

COXIM TR
MOTOR
94/124

1336002



5932-3


COXIM DT
MOTOR
94/124

1336005





SCANIA / MANCAIS, BATENTES E BORRACHAS DIVERSAS



6178-6



BATENTE
SUSP DT
K113/L113

0423736

3596-3



MANCAL
ESTAB
TR 113

0454667

200485-2



BATENTE
SUSP TR BUS

0423730

101043-3



BATENTE DT
BRACO ESTAB
CAB P94/T124

R863-1349810

1533-4



MANCAL
BORR ESTAB
TR 112

0295751

6177-8



BATENTE
CAMARA
SUSP K112/113

0533799

SCANIA / REPAROS

4711-2



REP
BOMBA
ÁGUA 110
(C/ROL)

0550041

4405-9



REP
BOMBA
ÁGUA 111
(C/ROL)

0550044

5643-0



REP VALV
RG COMPR
AR 113/

0533603

4406-7



REP
BOMBA
ÁGUA 112
(C/ROL)

550167

4639-6



REP VALV
PEDAL 110/

016107B

4556-0



REP VALV
PEDAL
FR 111/112

0533604

5774-6



REP
VALV
RELE
112/142

0520277

5834-3



REP VALV
FLUXO AR

0522628

5648-0



REP VALV
2 VIAS - 112

0538419

5781-9



REP FR
ESTAC SC

0522978

5635-9



REP VALV
DESCARGA
RAP BX

0531812

5641-3



REP VALV
DESCARGA
RAP BX

0538425

5628-6



REP VALV
FR ESTAC
110/111

0538427

5637-5



REP
CILINDRO
HIDR
EMBR 112

0538919

5703-7



REP SERVO
EMBR
(100mm)

0550453

5704-5



REP SERVO
EMBR
(110mm)

0550455

5784-3



REP SERVO
EMBR 113

0550457

5664-2



REP CILINDRO
EMBR 112/113

0550462

5709-6



REP SERVO
EMBR MOD
112/113

0550465

5733-9



REP CILINDRO
EMBR
BR115/116

0638511

5665-0



REP CILINDRO
EMBR K113

0639088


5836-0



REP VALV
FR ESTAC 113

1105738


5794-0



REP VALV
PEDAL
FR SC S4

1324663

5775-4



REP VALV
RELE CAV
T113 /91

1335185

5779-7



REP VALV
DISTRIB 113

1338093

5679-0



REP VALV
NIVEL BUS

1953054

4535-7



REP
CAMARA
SPR BRAKE
7"

1953075

4544-6



REP
CAMARA
SPR BRAKE
8"

1953229

5680-4



REP VALV
DRENO
AUTOM

1953473


5657-0



REP VALV
PEDAL FR
IMP 113

1953701

5778-9



REP
CAMARA SPR
BRAKE (24x30)
T/R 113/143

1953864

1569-5



REP MANGA
(55 mm)
C/BUCHAS

0550711

1570-9



REP MANGA
(60 mm)
C/BUCHAS

0550714

4340-0



REP
CANECA
CÂMBIO
110/113

0244441

4528-4



REP CINTA
TANQUE 113

0306133

4369-9



REP CINTA
TANQUE 112

0323508

4407-5



REP
TERMINAL
DIREÇÃO
CPL

0550718

6279-0



REP
TERMINAL
DIREÇÃO
PARCIAL

0550720


7558-2



REP CANECO
TR CXA
ØM 113

1321420

5748-7



REP
PARCIAL
VALV SOL
S/BOB

1334037

5785-1



REP CILINDRO
ACION FR
MOTOR

1953033

5735-5



REP VALV
REG AR
BANCO 112/113

1953667

SCANIA / JUNTAS

4532-2



JG JUNTAS
COMPRESSOR
VARGA

0522393

4667-1



JG JUNTAS
COMPRESSOR
TF500

0532529

4668-0



JG JUNTAS
COMPRESSOR
TF700

0539692

4524-1



JG JUNTAS
ESCAPE
111/112

0139616

4387-7



JG JUNTAS
TURBO HW/113

0365063


4389-3



JG
JUNTAS
COL
ESCAPE 113

0378264

776-5



JUNTA
FLANGE
CUBO
TR SC

0120310

778-1



JUNTA
CALOTA
CUBO
DT SC


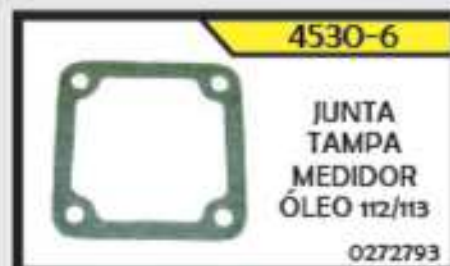


59094-0121469


4322-2



JUNTA
TUBO
RET TURBO

0139471





SCANIA / ACOPLAMENTOS



SCANIA / ALAVANCAS



1274-2

ALAV SUP
PEDAL ACEL
112/113

0297645



4553-5

ALAV EIXO
BORB FR
MOTOR 112/113

0329115

SCANIA / ANEIS



4587-0

ANEL ENC
PINHÃO DIFER

0174765



4588-8

ANEL ESPAÇ
FLANGE
CARDA 111/112

0184049



8035-7

ANEL ENC
CATRACA
FR 111/112

0217684



SCANIA / ARRUELAS



100063-2

ARRUELA
ENC ROLAM
CUBO TR 111/113

0273022



1510-5

ARRUELA
TRAVA
CUBO TR
SC 110/113

0273023



100065-9

ARRUELA ACOPL
BOMBA INJ 112/

0280069



4564-0

ARRUELA
ENC ROLAM
CUBO DT
(60mm)

0287448

1529-6



ARRUELA
TRAVA CUBO
DT (60mm)

0287449

1538-5



ARRUELA
ENC CUBO
DT 112

0301518

1006-5



ARRUELA
TRAVA
CUBO
DT 111

0135074 - 93

1539-3



ARRUELA
TRAVA CUBO
DT 112

0301519

100067-5



ARRUELA
LAM ACOPL
BOMBA INJ 113

1111496

SCANIA / BUJÕES

100044-6



BUJÃO
MAGNÉTICO
DIFER 111/113

0153682

1370-6



BUJÃO
ESCOAM
DIFER 112

0163257

4572-1



BUJÃO
SELO CABEÇ
MOTOR 111/114

0232779

4395-8



BUJÃO
MAGNÉTICO
CARTER 112/

0340099

SCANIA / CALÇOS


1556-3



CALÇO
MANGA
AM 55 1,0mm

0041998

1557-1



CALÇO
MANGA
AM 55 0,5mm

0041999

1558-0



CALÇO
MANGA
AM 55 0,25mm

0042000


1559-8



CALÇO
MANGA
AM 55 0,10mm

0042001


1561-0



CALÇO
MANGA
AM 60 1,0mm

0042750


1562-8



CALÇO
MANGA
AM 60 0,5mm

0042751


1563-6



CALÇO MANGA
AM 60 0,25mm

0042752

1564-4



CALÇO MANGA
AM 60 0,1mm

0042753

4318-4



CALÇO REG
PINO MANGA
2,0mm

0132713

4319-2



CALÇO REG
PINO MANGA
0,8mm

0132714

4320-6



CALÇO REG
PINO MANGA
0,2mm

0132715

1518-0



CALÇO REG
CUBO TR
0,1 111/113

0273027

1519-9



CALÇO REG
CUBO TR
0,25 111/113

0273028

1520-2



CALÇO REG
CUBO TR
0,5 111/113

0273029



SCANIA / BOLSAS DE SUSPENSÃO


200029-6



BOLSA AR
SUSP CABINE
S3R TR

1314278

200028-8



BOLSA AR
SUSP CABINE
S3T TR

1348121

200025-3



BOLSA AR
CABINE
S4R DT /2004

1349840

200027-0



BOLSA AR
SUSP CABINE
S4T TR /98

1476415

200026-1



BOLSA AR
CABINE S4R
DT 2004/

1424231



SCANIA / CAPAS



1375-7

CAPA
CRUZETA
CARDA FINO 111

0169136



1473-7

CAPA
CRUZETA
CARDA GR
112/113

0208179



4346-0

CAPA COXIM
LAT RAD
112/113

0273792



4504-7

CAPA PEDAL
EMBR 112/113

0389035



4479-2

CAPA PEDAL
EMBR 111

0041276



SCANIA / CILINDROS



5783-5

CILINDRO
FR MOTOR
111/112

0523669



5725-8

CILINDRO
FR MOTOR
PNEUM 111/112

0526704



5636-7

CILINDRO
EMBR
5/RESERV 112

0537194



5666-9

CILINDRO
MESTRE
EMBR T-113

1350001



5771-0

CILINDRO
FR MOTOR
T113

1673552



SCANIA / CINTAS



SCANIA / COLETORES





653-0
COLETOR
MESA
TURBO 112
0293053



SCANIA / CUBOS



5743-6
CUBO ESP
VENTILADOR
112/113 (4F 10mm)
0303659



4360-5
CUBO
BOMBA
ÁGUA 112
0303660



4381-8
CUBO
VIRABR
P/CX S/REF
112/113
0352741

SCANIA / ESTICADORES



4334-6
ESTICADOR
CORREIA 112
0211139



4643-4
ESTICADOR
CORREIA
ALTERN 112
0290151



4393-1
ESTICADOR
CORREIA
ALTERN K113
0417655

SCANIA / GANCHOS



4363-0
GANCHO
TRAVA
CAPO 112
0309467



4400-8
GANCHO
DP TRAVA
CAPO 112/113
0527083

SCANIA / DIAFRAGMAS



5638-3
DIAFRAGMA
VALV REGUL
PRESS /111
0142370



4808-9
DIAFRAGMA
CUÍCA 113/
7.7/8"
IV 2071/1333454



1340-4
DIAFRAGMA
FR DT SC
6,5"
1953001

SCANIA / EIXOS



5363-5

EIXO
FILTRO
ROTATIVO

0211809



4466-0

EIXO
PROPULSOR
BOMBA
INJ 113

1305294



4469-5

EIXO
PROPULSOR
BOMBA
INJ 112/113

1333734



SCANIA / TRAVA E FECHADURA PORTA



5529-8

TRAVA
PORTA
ESQ 111

0172513



5530-1

TRAVA
PORTA
DIR 111

0172514



5360-0

FECHADURA
PORTA
ESQ 111

0064075



5361-9

FECHADURA
PORTA
DIR 111

0064076



920-2

FECHADURA
PORTA
ESQ 112

0296211



938-5

FECHADURA
PORTA
DIR 112

0296212

SCANIA / GARFOS



4539-0

GARFO
SERVO EMBR
CURTO

0308389



4378-8

GARFO
SERVO
EMBR LG

0338692



4379-6

GARFO
MANCAL
EMBR 112/113

0342837



8030-6

GARFO
SERVO
EMBR 113

0526267



8031-4

GARFO SERVO
EMBR 113

1670942



SCANIA / GUARDA PÓ



4481-4

GUARDA PÓ
TRAMB CÂMBIO
K112/113

0130032



4480-6

GUARDA PÓ
MANCAL
EMBR

0127303



1007-3

GUARDA
PÓ PEDAL
ACEL/FREIO 111

0135558



4495-4

GUARDA
PÓ ALAV
CÂMBIO 111

IP 4525/0208536



6180-8

GUARDA
PÓ ALAV
CÂMBIO 113

0248325



1528-8

GUARDA PÓ
SUP ALAV
CÂMBIO 112

0287379



4563-2

GUARDA PÓ
INF ALAV
CÂMBIO 112

0287380



1548-2

GUARDA
PÓ ALAV
CÂMBIO
R112/142

0338692



4518-7

GUARDA
PÓ EXT ALAV
CÂMBIO
EXT 112/113

0342837



SCANIA / DEFLETORES



1469-9

DEFLETOR
CENTRO
CARDAN
112/113

0189466



4499-7

ANEL
DEFLETOR
BORR RAD 111

0231837



4576-4

DEFLETOR
BOMBA
ÁGUA (INÓX)

0243814



4501-2

ANEL
DEFLETOR
BORR RAD
112/113

0277765

SCANIA / MÁQUINAS DE VIDRO



4356-7

MÁQUINA
VIDRO 112/
ESQ

0296429



4357-5

MÁQUINA
VIDRO 112/
DIR

0296430

SCANIA - LANTERNAS



SCANIA / MAÇANETAS



SCANIA / MANCAIS



4554-3

MANCAL
CPL EMBR
112/113

0352750

SCANIA / MANGUEIRAS



462-6

MANGUEIRA
INF RAD
SC 112

IP 6952/0318364



464-2

MANGUEIRA
RAD ÓLEO
MOTOR 112

IP 6954/0241805



460-0

MANGUEIRA
INF RESERV
ÁGUA RAD 112

IP 6950/0310075



461-8

MANGUEIRA
SAÍDA RESERV
ÁGUA RAD 112

IP 6951/0301790



3333-2

MANGUEIRA
TUBO FLANG
CAB T112

0223315



4500-4

MANGUEIRA
CARC CAIXA
CÂMBIO 111/112/

0234136



5258-2

MANGUEIRA
TUBO RET
BOMBA ÓLEO
T142/143

0242306



5260-4

MANGUEIRA
FILTRO AR 112/












0290412



SCANIA / ROLAM CARDAN



SCANIA / PARAFUSOS E PRISIONEIRO DE RODA

CHAVE 27 1299-8  CJ PARAF RODA DT 110 ATÉ LK (10x60) C251	CHAVE 27 3059-7  CJ PARAF RODA TR 110 ATÉ LK (10x85) C252	CHAVE 27 1302-1  CJ PARAF RODA TR 110 ATÉ LK (10x125) C255
CHAVE 1.5/16 1303-0  CJ PARAF RODA DT 112/ (88/)(7/8x2.3/4) C257	CHAVE 1.5/16 1304-8  CJ PARAF RODA TR 112/ (88/)(7/8x3.3/8) C258	CHAVE 27 5466-6  CJ PRIS RODA DT/TR 112/ (20x80) C260
OSC 1.5/16 6092-5  CJ PARAF RODA ALUM DT 112/142 (7/8x3.1/8) C263	OSC 1.5/16 6383-5  CJ PARAF RODA ALUM TR R112/142-T112/113 (7/8x4") C264	AUTO TRAVANTE CHAVE 19 1338-2  CJ PRIS FLANGE CUBO 5C (12x60) C314
OSC 1.5/16 200450-0  CJ PARAF RODA TR SC 54 (7/8x105) C787	OSC 1.5/16 200449-6  CJ PARAF RODA DT SC 54 (7/8x82) C786	

SCANIA / PORCAS DE RODA

CHAVE 27 3060-0  PORCA PARAF RODA 110/111 ATÉ LK - RD/RN/GU (10x2,0) 254	OSC 1.5/16 1312-9  PORCA PARAF RODA T-112/113 - OUTROS SC (7/8) 259	CHAVE 27 1314-5  PORCA PRIS RODA T-112/113 - OUTROS SC (20x2,0) 261
---	--	--

SCANIA / PARAFUSOS E PINOS DIVERSOS





5526-3

PINO
ROSCADO
CINTA
TANQUE 113

0361914

SCANIA / ANEIS PISTA



4657-4

ANEL PISTA
RETENTOR
CUBO TR 110

0120093



4659-0

ANEL PISTA
RETENTOR
CUBO TR
111/112

0179888



102107-9

ANEL PISTA
DEFLETOR
CUBO SC 54
(102x142x25,2)

0291073 - 4070



4658-2

ANEL PISTA
RETENTOR
CUBO TR
112/113

0291071



100211-2

ANEL PISTA
RETENTOR
CUBO DT
112/113

0350760

SCANIA / PORCAS



4586-1

PORCA
PARAF
CINTA CUICA

0143137



1377-3

PORCA
EIXO TR
110/140

0177413



4266-8

PORCA
FLANGE
CARDAN
111/113

0184054



1471-0

PORCA
CARDAN
TRANSMISSÃO
DT 110/142
(44x1,5)

0194373



1472-9

PORCA
AÇO EIXO
CÂMBIO
111/113

0194484



5364-3

PORCA
EIXO
FILTRO
ROTATIVO

0211821



1517-2

PORCA
CUBO
TR 111/112

0273024



1540-7

PORCA
CUBO
DT 112

0301521



4372-9

PORCA
PARAF
CINTA
TANQUE

0324937

4374-5



PORCA
PINO
CAPO
112/113

0330292

4390-7



PORCA
PINHÃO
112/124

0307877

102091-9



PORCA
EIXO DT
SC 114/124
8 MCH
(45x1,5)

1302791 - 9118

102092-7



PORCA
EIXO TR
SAIDA SC 54
(44mm)

1330267 - 9106

102118-4



PORCA EIXO
TR C/RED
SC TRAÇ
(90x2) R/DIR

0352908 - 0005

102119-2



PORCA
CUBO DT
SC 54 114/124
(60x2)

1403610 - 8790

102120-6



PORCA
CUBO DT SC
111/141 (35x1,5)

0041995 - 8222

102121-4



PORCA EIXO
TANDEN SC
110/112/142
(95x2)

0204724 - 4030

SCANIA / SEDES E SELOS

4550-0



SEDE VALV
ADMISSÃO
(STD)

0209517

4555-1



SEDE VALV
ESCAPE (STD)

0372972

4330-3



GAXETA
BOMBA
ÁGUA
111/113

0195646

4574-8



SELO
BLOCO
MOTOR
111/114

0237903

4709-0



SELO
BOMBA
ÁGUA
(PORCA-BORR)

0311438

SCANIA / SUPORTES DIVERSOS

175-9



SUPORTE
DEFLETOR
RAD 112/113

0200414

176-7



SUPORTE
DEFLETOR
RAD 112/113

0200415

4359-1



SUPORTE
PINO CAPO
(SINO)

0300019



SCANIA / TAMPAS



4570-5



TAMPA
CARC
EMBR
112/113

0208198

4640-0



TAMPA
CAMARA
FR DP

0260107

4579-9



TAMPA
RAD 111/112

0270960

1521-0



TAMPA
INSP
TANQUE
COMB S/F

0273120

5367-8



TAMPA
INSP
TANQUE
COMB C/F

0273120A

849-4



TAMPA
RESERV LAV
PARABR

0295960

1568-7



TAMPA
INF TANQUE
C/CONEXÃO

0537180

6156-5




TAMPA
RESERV
ÁGUA RAD

01676744



SCANIA / TERMINAIS

4314-1



TERMINAL
CPL ARTIC

0010225

1301-3



TERMINAL
BATERIA
C/PARAF

0023006

5934-0



TERMINAL
ESQ DIREÇÃO
T112/113 K113

0283783

5935-8



TERMINAL
DIR DIREÇÃO
T112/113 K113

0283784

SCANIA / TRAVAS


173-2



TRAVA ARANHA
PORCA EIXO
BOMBA ÁGUA 110

0171646

1385-4

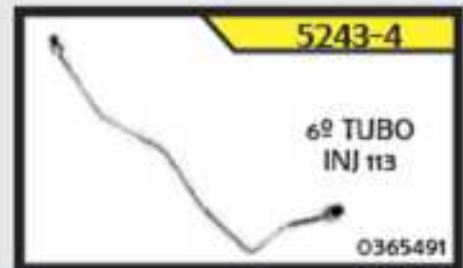

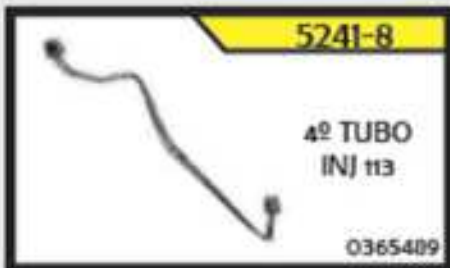
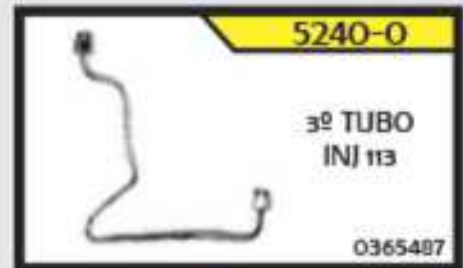


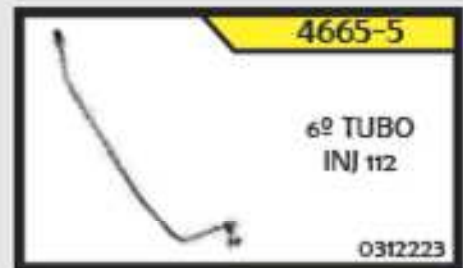

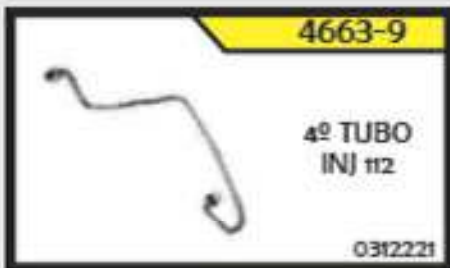
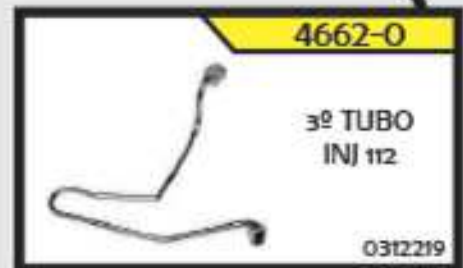

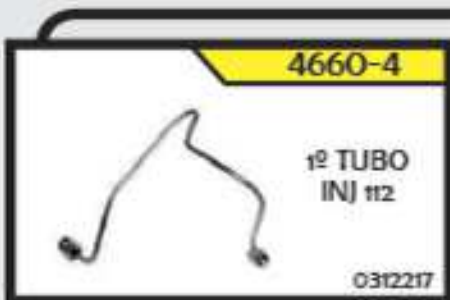


TRAVA
ARANHA
FLANGE
CARDAN

0184055



SCANIA / TUBOS



SCANIA / VÁLVULAS

1545-8



VÁLVULA
RET DIESEL
(1,5KG)

0154523

4577-2



VÁLVULA
CONTROLE
PRESS ÓLEO

0259100

5528-0



VÁLVULA
TRANSF
CÂMBIO 111

0301404

6976-0



VÁLVULA
TERM
71 GRAUS

0524942

4591-8



VÁLVULA
SEGURANÇA
111 (1/4mm)

0060080

4589-6



VÁLVULA
SEGURANÇA 112
(PRESS 15.5)

0303441

4590-0



VÁLVULA
SEGURANÇA
(PRESS 10.7)

0303496

4551-9



VÁLVULA
RETENÇÃO
AR 112

0303497

236-4



VÁLVULA
DRENO
RESERV AR
112/113 (M22)

0303501

177-5



VÁLVULA
SEGURANÇA 113
(PRESS 10.5)

0363198

5684-7



VÁLVULA
DRENO BUJÃO
AR COMPR 113

0525749



SCANIA / VEDADORES

4503-9



VEDADOR
TAMPA
VÁLVULAS

0292011

6179-4



VEDADOR
ACOPL
TUBOS FR
(2F) K112/113

0309730

4506-3



VEDADOR
ACOPL
TUBOS (6F)
K112/113

0325022

SCANIA / DIVERSOS



4547-0

BOMBA
ÓLEO
CAMBIO
111/113

0194030



100066-7

CHAVETA
CUNHA
EIXO ACEL
112/113

0813246



1470-2

COPO
VIDRO
COMB

0192876



1543-1

DELIMITADOR
(BALIZA)
T112/113/142/143

AD 004-0308564



4642-6

DESCANSA
BRAÇO
112/113

0296090



1552-0

DOBRADIÇA
CAPO 112

0354830



5746-0

LUVA EMBR
GR070/071
112/113

0302500



4578-0

ROTOR
BOMBA
ÁGUA 111/112

0265722



4526-8

PLACA PINO
PATIM FR 111

0134300



4531-4

PLACA PINO
PATIM FR 112/113

0291190



4362-1

SENSOR
TEMPERATURA
ÁGUA 112/113

0309065



4549-7

SINCRONIZADOR
CPL 2º A 5º
112/113

0244990



FORD

 <p>4975-1</p> <p>SUPORTE ML DT P/DT F600/ (D1TD.5338)</p> <p>FO 100</p>	 <p>4976-0</p> <p>SUPORTE ML DT P/TR F600 (D1TD.5340)</p> <p>FO 101</p>
 <p>3199-2</p> <p>SUPORTE ML AUX CARGO 014</p> <p>4230</p>	 <p>4973-5</p> <p>SUPORTE ML AUX F4000 (BD5T.5700-B)</p> <p>FO 103</p>
 <p>4972-7</p> <p>SUPORTE ML TR F4000 (B9TT.5775-A)</p> <p>FO 106</p>	 <p>4686-8</p> <p>ALGEMA ML TR F4000 (B7T.5776-A)</p> <p>FO 107</p>
 <p>3974-8</p> <p>ALGEMA ML TR F-350/2000 (BD2V.5776/7)</p> <p>FO 108</p>	 <p>4716-3</p> <p>GUIA GR TR F4000 (O1T.5700)</p> <p>FO 109</p>
 <p>4959-0</p> <p>GUIA GR TR F600/ (BD2T.5700-A)</p> <p>FO 110</p>	 <p>4958-1</p> <p>GUIA GR DT F600/ (C3TA.5458-A)</p> <p>FO 111</p>
 <p>5042-3</p> <p>SEPARADOR C/FEIXE F600/700 (C2TZ.5594)</p> <p>FO 112</p>	 <p>4696-5</p> <p>SEPARADOR C/FEIXE F600/4000 (BB9T.5594)</p> <p>FO 113</p>



4222-6

ASSENTO FX
ML F700/F13000
(110MM)
(BC0T.5796-A)



4963-8

SEPARADOR
C/FEIXE F4000

FO 115



4221-8

ASSENTO FX
ML F600 72/76
(100MM)
(BD2T.5796-A)


FO 116



1961-5

SAPATA INF GR
TR F600 72/
(097U.5709-AA)

FO 117



2530-5

ALGEMA ML
DT CARGO
(E5HT5B.311-AA)

FO 118



4633-7

SUPORTE
ML DT P/TR
CARGO C/ASS
(08HU5C.075-BA)

FO 119



5037-7

CASTANHA RODA
TR F11000/
(BD9T.1043-A)

FO 120



4241-2

SEPARADOR
C/FEIXE CARGO

FO 121



1959-3

SAPATA INF GR
TR CARGO /09
(TU.5796A)

FO 139



4981-6

SUPORTE ML AUX
F600/ - CARGO
(BD7T.5700-A)

FO 123



4960-3

GUIA GR TR
CARGO TK MB
(D7HA5700)

FO 124



4984-0

SUPORTE ML DT
P/DT CARGO
(E5HT-5340AA)

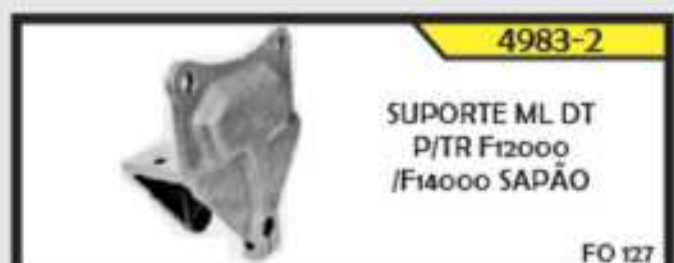
FO 125



4955-7

ASSENTO FX
ML TR CARGO
(126MM)
(07HU.5709)

FO 126



4983-2

SUPORTE ML DT
P/TR F12000
/F14000 SAPÃO

FO 127



4976-0

SUPORE ML
DT P/DT F12000
/F14000 SAPÃO

FO 120



4985-9

SUPORE ML
TR P/DT ESQ
CARGO 90/
(ESHT.5785AA)

FO 130



4986-7

SUPORE ML
TR P/DT DIR
CARGO 90/
(ESHT.5795BA)

FO 131



1966-6

SUPORE ML
TR P/TR ESQ
CARGO 90/
(ESHT.5993BA)

FO 132



1967-4

SUPORE ML
TR P/TR DIR
CARGO 90/
(ESHT.5992AA)

FO 133



1964-0

SUPORE ML
TR P/DT ESQ
CARGO /09 SAPÃO
(ESHT.5780.5BA)

FO 134



1965-8

SUPORE ML
TR P/DT DIR
CARGO /09 SAPÃO
(ESHT.5799.5BA)

FO 135



1962-3

SUPORE ML TR
P/TR ESQ CARGO
/09 SAPÃO
(ESHT.599.3AA)

FO 136



1963-1

SUPORE TR
P/TR DIR CARGO
/09 SAPÃO
(ESHT.599.4AA)

FO 137



1960-7

SAPATA INF GR
TR CARGO 90/
(HU.5796AA)

FO 138



SUPORE
ML F-350
(53/71)

4968-9

TR P/DT
(TBAA-5785)

4967-0

TR P/TR
(TCAA-5775)

FO 122



4969-7

SUPORE
ML TR P/DT
F350/2000 72/
(BD2Y-5785)

FO 140



4980-8

SUPORE ML TR
P/TR DIR F600/
(BD2T-5992A)

FO 141



4979-4

SUPORE ML TR
P/TR ESQ F600/
(BD2T-5993A)

FO 142

4978-6



SUPORTE ML
TR P/DT
DIR F600/
(C4TZ-5775A)

FO 143

4977-8



SUPORTE ML
TR P/DT
ESQ F600/
(C4TZ-5775S)

FO 144

7577-9



GUIA GR
TR CG 814
(XC455708HA)

6240-5



SUPORTE TR
P/DT DIR F600
(LONGO)
(C2TZ-5775N)

FO 145

6241-3



SUPORTE TR
P/DT ESQ F600
(LONGO)
(C2TZ-5775R)

FO 146

100549-9



GUIA GR
DT CG 814
(TAP599175)

4234

4974-3



SUPORTE AMORT
F4000 TR INF
(BD57.10133A)

FO 147

4951-4



ALGEMA ML DT
F11000/F14000
SAPÃO
(T75.411.167)

FO 148

3199-2



SUPORTE
ML AUX
CG 814

3803-2



SUPORTE ML
TR P/TR
CARGO TK
HENDRICKSON
(080.290)

FO 149

1380-3



SUPORTE AMORT
DT ESQ C/PINO
CARGO/VOLKSBUS
(TAR 413353A)

FO 150

7003-3



SAPATA
INF GR TR
F14000

1382-0



SUPORTE AMORT
DT DIR C/PINO
CARGO/VOLKSBUS
(TAR 413354A)

FO 151

4962-0



GUIA GR TR LONGO
CARGO/VOLKSBUS
16170/24250
(TAR 599175)

FO 152

5596-4



GUIA GR TR
F350/2000
(TCAA5708)

ES-10/32C

4961-1



GUIA GR TR CURTO
CARGO/VOLKSBUS
16170/24250
(TJC.599175)

FO 153

4189-0



GUIA GR DT
CARGO/VOLKSBUS
16170/24250
(TAR 411185)

FO 154

100231-7



GUIA GR TR
F250/F350/
F4000 99/

2190

3928-4



CALÇO LEV
MOLEJO FO
CG/VW/MB
40x70x185

FO 156

1880-5



SUPORTE ML TR
F4000 P/TR DIR E
P/DT ESQ
(B9TU-5K000A)

FO 157

5536-0



ASSENTO
FX ML TR
F14000/ROCKWEL
(BCOT.5796-A)

2670-0

SUPPORTO ML TR
F4000 P/TR
ESQ - P/DT DIR
(B9TU-5775AA)

FO 158

4950-6

ALGEMA ML
TR F350 /71
(TBAA-5776/7)

FO 159

102080-3

TORRE ALT
ALUM ALAV
CAMB
GM/FO ANT
(BD2T7203A)

6081

4970-0

SUPPORTO ML
TR P/TR
F350/2000 72/89
(BD 2V5775)

FO 160

4965-4

SUPPORTO
ML DT P/DT
F350/F600 53/71
(BB9T-5335)

FO 161

102081-1

TORRE BXA
ALUM ALAV
CAMB GM/FO
(BBTU7203A)

6082

4987-5

SUPPORTO CENTRAL
TK HENDRICKSON
(47433-K)

FO 162

4966-2

SUPPORTO ML
DT P/TR F350
(BB9V-5340)

FO 164

1362-5

ALGEMA TK HENDRICKSON
DT P/TR DIR - TR P/TR ESQ
CG (BALANCA FO 163)
(47439)

FO 165

1307-2

ALGEMA TK HENDRICKSON
DT P/TR ESQ - TR P/TR DIR
CG (BALANCA FO 163)
(47441)

FO 166

3270-0

SUPPORTO TK
HENDRICKSON
TR P/DT
DIR/ESQ
(47431)

FO 167

5500-0

SUPPORTO
ML DT P/TR
CARGO
(E6HT-5335AA)

FO 168

100621-5

CAPA BORB
ESTAB DT
CG 91/94
(TJC411053)

CH 29

4954-9

ASSENTO
FX ML TR
F7000 - F14000
(09TU5709AA)

FO 169

7811-5

SUPPORTO AUX
DT F350/
F4000 97/
(E0T25700A)

FO 170

101652-0

SUP ML TR DIR
DT ESQ FORD
TRAÇADO

IV 4446

7810-7

SUPPORTO
AUX TR F350/
F4000 97/

FO 171

3898-9

CUNHA DT
CARGO
(F0124A171BA)

FO 172

101651-2

SUP ML TR ESQ
DT DIR FORD
TRAÇADO

IV 4447



96-5



SUPORE INF
AMORT DT
ESQ F1000
(BC0C.10127-A)

SU 35

97-3



SUPORE INF
AMORT DT
DIR F1000
(BC0C.10126-A)

SU 36

100925-7



CALÇO P/LEV
ML DT CARGO
40X100X190

254

4004-5



SUPORE INF
AMORT DT ESQ
F1000 03/
(D4TA.10127-CA)

SU 38

4005-3



SUPORE INF
AMORT DT DIR
F1000 03/
(D4TA.10126-CA)

SU 39

201151-4



CALÇO P/LEV
ML DT CARGO
20X100X190

766E

2189-0



SUPORE
ESTEPE
F4000

SU 99

6530-7



SUPORE INF
DT AMORT
F1000 93/94
(T71.413.353A)

SU 100

6335-5



CUNHA
ML DT
F350

034A

4795-3



ESPAÇADOR GR
ML TR F4000
(O1T.5708)

ES 06

6332-0



CHAPA
ALG "U"
F350

JU 20

6218-9



GUIA GR
DT F12000/
SAPAO
(XC355450AA)

4949-2



ALGEMA
ML TR
F100/F1000
(BC0C.5776-A)

AL 03

6387-8



ALGEMA
ML TR
F250/F4000
(1C34.5776-AC)

AL 12

6898-5



ALGEMA ML
TR RANGER
(E6TZ.5776-B)

AL 13

100071-3



ALGEMA
ML DT
F4000 MOD
(VC5B.311B-A)

AL 14

4988-3



ALGEMA ML
TR PAMPA
(BE2P.5776-B)

JU 16

6898-5



GUIA GR
DT F600
53/71

M5 15

5194-2



ALGEMA
ML DT/TR
JEEP/RURAL
(B243.702)

JU 17

5195-0



ALGEMA
ML TR F75
(31.766)

JU 10

5019-9



CHAPA
ALG DT
CG 014

CH 27



4948-4

DESLIZANTE
SUP DT/DT
F600/
(C7TZ-5A-342-D)

DE 01



100758-0

SUPORTE AMORT
DT SUP CG/VW
16220/35300
(TAR003223)

FO 174



5020-2

CHAPA
ALG DT CG
1215/1422
(18MM)



100759-9

SUPORTE
AMORT DT DIR
TITAN VW/CG
(TJG.413.354)

FO 151



100760-2

SUPORTE
AMORT DT ESQ
TITAN VW/CG
(TJG.413.354)

FO 150



100359-3

CHAPA SUP
TR/TR CARGO
24220/26210
(2RR.511.345)

DE 05



4689-2

CHAPA SUP TR
CARGO /09
(T16.511.347)

DE 02



5592-1

CHAPA SUP TR
P/TR CARGO 90/
(T16.511.349)

DE 03



4690-6

CHAPA SUP TR
P/DT CARGO 90/
(TJG.511.347)

DE 04

FORD / PINOS DE MOLA



3359-6

AÇO 8.8

2703-0

AÇO 8.8 ZINCO

PINO ML TR
F-100/1000 72/
(9/16x4.1/2 NF)



2465-1

AÇO 8.8

PINO ML DT
CARGO 814
(16x130 MB)



4990-5

CURTO

5226-4

LONGO

PINO ML DT
F-350/600 57/71



4992-1

COMUM

PINO ML TR
F-350 57/71



4993-0

COMUM

PINO ML TR
F-350/2000
72/03 - DT P/TR
INF SAPÃO



4994-8

COMUM

4995-6

CEMENTADO

PINO ML TR
F-4000 75/ - DT
P/DT SAPÃO



4996-4
COMUM

PINO ML DT
P/DT F-600/



4997-2
COMUM

PINO ML DT
P/TR F-600
F-13000/21000 - DT
P/TR SUP SAPÃO



4998-0
COMUM

PINO ML DT
P/TR F-600
C/CAB



4999-9
COMUM

PINO FIXAÇÃO
AMORT F-600/




5000-8
COMUM

PINO ML TR
TENSOR F-600/



5001-6
COMUM

PINO ML TR
TENSOR F-600/
C/CAB Rr*



5002-4
COMUM

PINO ML TR
RESSALTO
F-600/ - SAPÃO



5003-2
COMUM

5004-0
CÊMENTADO

PINO ML DT
P/TR CARGO
CURTO



5005-9
COMUM

5006-7
CÊMENTADO

PINO ML DT
P/DT CARGO
LONGO



5007-5
COMUM

5008-3
CÊMENTADO

PINO ML TR
TENS CARGO
/SAPÃO



5009-1
COMUM

PINO ML TR
TENS CARGO
/SAPÃO C/CAB Rr*



260-7
AÇO 6.8

PINO BALANÇA
TK HENDRICKSON
LAT (7/8x5 NC)



5391-0
AÇO 6.8

PINO BALANÇA
TK HENDRICKSON
CENTRAL (1"x8 NC)



5010-5
COMUM

PINO TRAVA ML
TR F-350/600 /71
F-2000

FORD / BUCHAS

 5508-5 BUCHA SIL ML TR PAMPA (52x12) IV 3028	 3505-0 BUCHA BORR INF ALG TR PAMPA IV 2031	 5893-9 BUCHA LON CON AMORT F600 471L
 3506-8 BUCHA BORR SUP ALG TR PAMPA IV 2032	<h3>BUCHAS LATONADAS</h3> <p>4939-5 BUCHA MOLA DT F-350/F600 57/71 2"x1"x3/4" (B494)</p> <p>4940-9 BUCHA MOLA TR F-350/2000 2.1/4"x1"x3/4" (B496)</p> <p>4941-7 BUCHA ALGEMA TR F-350/2000 2.1/4"x7/8"x3/4" (B454)</p> <p>4942-5 BUCHA MOLA TR F-4000/600 57/71 2.1/2"x1.1/4"x1" (B506)</p> <p>4943-3 BUCHA ALGEMA TR F-4000 62,7mmx1.1/8"x1" (B466)</p> <p>4944-1 BUCHA MOLA DT F-600/13000/ 72/83 2.1/2"x1"x3/4" (B502)</p> <p>5474-7 BUCHA ML TR TENS. F-600 F-13.000/ CARGO 3"x1.1/2"x1.1/4" (B510)</p> <p>4946-8 BUCHA ML DT CARGO 98mmx1.1/4"x1" (B568)</p> <p>3510-6 BUCHA MOLA DT P/TR F-12.000 /SAPÃO 3"x1.1/2"x1.1/4" (B598)</p> <p>3512-2 BUCHA SUP DT P/TR CG ML 100MM 2"x1.1/4"x1" (B458)</p> <p>3517-3 BUCHA ALGEMA DT F350 2"x7/8"x3/4" (B456)</p>	
 5012-1 BUCHA BORR ML TR P/DT F-250/4000 98/ - ML PB DT P/DT F-4000 MOD 98/ IV 3112		
 5013-0 BUCHA BORR ML TR P/TR F-250/4000 MOD 98/ - ML PB DT P/TR F-4000 MOD 98/ IV 3113		
 5459-3 BUCHA ML TR P/DT F-4000 MODERNA IV 3144		
 5105-5 BUCHA BORR DT CARGO 814 (16MM) IV 3001		
 5027-0 BUCHA SIL ML TR F-1000 (28,6x14,4) IV 3015	 102178-8 BUCHA SIL ML TR F350 IV 3641	

5486-0



BUCHA
SIL ML DT
CARGO 814
(16MM)

IV 3071

5017-2



BUCHA
SIL ML TR
CARGO 814

IV 3045

6999-0



BUCHA
C/PINO TIR
CARGO TRAÇ

IV3012-R261

3217-4



BUCHA ML
DT P/TR
F-12000/16000

IV 3167

6395-9



BUCHA
BORR
TR P/DT
F-14000

IV 3177

5108-0



BUCHA
BORR ML
DT CARGO
(3/4")

IV 3021-R269

5014-8



BUCHA
SIL ML DT
CARGO
(3/4")

IV 3026

5189-6



BUCHA
BORR
ALG JEEP
/WILLYS (7/16)

IP 949 - IV 2020

101944-9



BUCHA SUP
TR AMORT
CAB CG

IV 3595

3504-1



BUCHA
BORR
ALG JEEP
/RURAL (1/2)

IP 930 - IV 2021

5190-0



BUCHA
BORR ALG
F-75 (9/16)

IP 935 - IV 2073

101945-7



BUCHA SUP/INF
DT AMORT CAB
CG EURO 5 2011/

IV 3596

6158-1



BUCHA SIL
BALANÇÀ TK
HENDRICKSON

IV 3008

6628-1



BUCHA
BARRA
ESTAB DT
CARGO 1415/

IP 3534 - IV 2051

101475-7



CJ BUCHAS
BRACO
TENS DT
F1000

R154

5191-8



BUCHA SIL ML
DT/TR RURAL
E DT F-75

IV 3019

5192-6



BUCHA SIL ML
TR F-75 66/

IV 3020

101480-3



BUCHA
BARRA
ESTAB DT
CG 712/815

R531

3513-0



BUCHA BR
ML DT VW/
CARGO
(98x1.1/4x1)

3377-4



BUCHA C/PINO
INJ TENS
TK CARGO

IV 3022

101310-6



PINO C/BU
TENS INJ
HASTE "V" FO

IV 3196

311-5
BUCHA
AMORT
DT INF
F-1000/4000
IP 252cc - IV 3033



8046-2
BUCHA
TIR SUSP TK
HENDRICKSON
IV 3035



7334-2
BUCHA
ESTAB
DT CARGO
IV 3145-R1201



5188-8
BUCHA SIL ML
DT/TR JEEP 55/
IV 3042



3296-4
BUCHA SIL
BALANÇA TK
HENDRICKSON
CENTRAL
IV 3077



6629-0
BUCHA
ESTAB DT
CARGO
IV 2110-R603



6393-2
BUCHA ML
TR P/TR
RANGER
IV 3175



6394-0
BUCHA ML
TR P/DT
RANGER
IV 3176



5464-0
BUCHA
ESTAB TR
CARGO
IP3544-IV2129-R605



8045-4
BUCHA TIR
CARGO 2322
IV 3186



8122-1
BUCHA SIL
ML/ALG TR
F250/F4000
IV 3291



5102-0
BUCHA
ESTAB TR
CARGO
814/815
IV 3030-R265



313-1
BUCHA ARTIC
S/EIXO DT
F-1000
IP 210



314-0
BUCHA ARTIC
S/EIXO DT
F-350-F4000
IP 219



5103-9
BUCHA
ESTAB
CARGO
814/815
IV 3040-R610



2972-6
BUCHA
TIR SUSP
F-1000 92/
IP 365



2973-4
BUCHA
TIR SUSP
F-1000 92/
IP 366



101142-1
BUCHA
ML TR P/DT
COURIER
IV 3373



322-0
BUCHA
SUSP TIR
F-100/1000 92/
IP 385



3116-0
BUCHA
SUSP TIR
F-100/1000 92/
IP 386



101143-0
BUCHA
ML TR P/TR
COURIER
IV 3372



2966-1



BUCHA
TIR SUSP
F-350/4000

IP 391

312-3



BUCHA
AMORT TR
F-4000

IP 262cc

100809-9



BUCHA CENTRAL
BRAÇO TENS "V"
SUSP TR FO

IV 3130

310-7



BUCHA AMORT
CON DT INF/SUP
F350/600/4000

IP 701

5593-0



BUCHA
ESTAB DT
CARGO 1615/

IP 3513

101285-1



BUCHA TENS
INJ C/ PINO
FO CARGO
TK SUSPENSYS

20353

7907-3



BUCHA PU
INF ALG
PAMPA

PU-2031

7908-1



BUCHA PU
SUP ALG
PAMPA

PU-2032

101284-3



BUCHA
TENS INJ
FO CARGO
TK SUSPENSYS

20303

PU-2033

7909-0
FURO 7/16 - JEEP
7910-3
FURO 1/2 - RURAL
7911-1
FURO 9/16 - F-75



BUCHA CT PU ALG
JEEP/F75/RURAL

PU-2034

7912-0
FURO 7/16 - JEEP
7913-8
FURO 1/2 - RURAL
7914-6
FURO 9/16 - F-75



BUCHA LG PU ALG
JEEP/F75/RURAL

101592-3



BUCHA PU
ESTAB TR
CARGO
014/015

PU-3030-OP

7915-4



BUCHA
PU ML TR
F-1000

PU-3015

7916-2



BUCHA PU ML
DT/TR JEEP

PU-3042

7956-1



BUCHA PU
BARRA
ESTAB
CARGO
014/015

PU-3040-OP

7917-0



BUCHA PU
ML TR
CARGO 014

PU-3045

7918-9



BUCHA PU
ML TR P/TR
RANGER

PU-3175

7965-0



BUCHA PU
ESTAB TR
CARGO
014/015

PU-3030-R265

7919-7



BUCHA PU
ML TR P/DT
RANGER

PU-3176

7929-4



BUCHA
PU ML DT
CARGO

PU-3191

100240-6



BUCHA PU
ESTAB
CARGO
014/015

PU-3040-R610

7948-0



BUCHA PU
AMORT
TR INF/SUP
F-350/1000

PU-2041

7952-9



BUCHA PU
AMORT
DT/TR
CARGO 1731

PU-2217

8044-6



BUCHA
TIR CG
2322 7/8"

IV 3105

100288-0



BUCHA
PU SIL ML
TR P/DT
PAMPA

PU-3028

7954-5



BUCHA PU
AMORT
INF/SUP
690/814

PU-2219

3511-4



BUCHA BR ML
TR/TENS CARGO
(32x38,2x75,18)

089

7953-7



BUCHA
PU BARRA
ESTAB DT
F-12000/14000

PU-2218

100941-9



BUCHA
AMORT
DT SUP
F1000/4000

IP 103-IV 2040

3644-7



BUCHA
BR ML TR
F4000/
DT F12000/

B506A

FORD / MANGUEIRAS

456-1



MANGUEIRA
SUP TERM
F4000 (MWM)

IP 5010

457-0



MANGUEIRA
BOMBA ÁGUA
TERM F4000

IP 5011

458-8



MANGUEIRA
"5" BOMBA
ÁGUA F1000
/F4000 (MWM)

IP 5012

5920-0



MANGUEIRA
SUP RAD F600/
(PERKINS)

IP 5013

5921-8



MANGUEIRA
INF RAD F600/

IP 5014

459-6



MANGUEIRA
INF RAD
F1000/4000

IP 5016








5922-6



MANGUEIRA
SUP RAD
F1000/4000

IP 5021

FORD / ARRUELAS E ARANHAS

 <p>3133-0 ARRUELA ENC ROLAM F-4000 66</p>	 <p>3134-8 ARRUELA ENC ROLAM F-1000 67</p>	
 <p>3052-0 ARANHA CUBO TR F-4000 (51,5) A349/40</p>	 <p>3002-3 ARANHA CUBO TR F-600/13000 (67,5mm) 19</p>	 <p>3003-1 ARANHA CUBO TR FORD (83x103) 20</p>
 <p>2990-4 ARANHA CUBO TR F-350 F-2000/4000 (51,5mm) A333/18</p>	 <p>41-8 ARRUELA PERF CUBO TR F-600/750 (63,5mm) FC 87</p>	

FORD / CAPA ROLAMENTO CARDAN

 <p>316-6 CAPA ROLAM CARDAN F1000/ F7000/F7500 (MÉDIA) IP 233</p>	 <p>317-4 CAPA ROLAM CARDAN F8000/8500 (MAIOR) IP 250</p>	 <p>315-8 CAPA ROLAM CARDAN F350/4000 (MENOR) IP 493</p>
---	---	--

FORD / COXINS

 <p>1319-6 COXIM DT CABINE CARGO IV 3122/IP 3540</p>	 <p>8089-6 COXIM TR CABINE CARGO VAZ IP 3542</p>	 <p>5618-9 COXIM TR CABINE CARGO MACIÇO IP 3549</p>
--	--	---

5911-0



COXIM TR
CPL CABINE
F100/1000

IP 224

5912-9



COXIM DT
CPL CABINE
F100/1000

IP 242

2970-0



COXIM TR
CPL MOTOR
PERKINS

IP 210

1326-9



KIT COXIM
CABINE/RAD
F100/F1000 /92

IP 264

5910-2



COXIM DT
CPL CABINE
F350/F4000

IP 223

875-3



COXIM DT
MOTOR
F-4000/
R12x1,75

IP 227

1324-2



COXIM TR
CPL CABINE
F350/F4000

IP 243

1327-7



KIT COXIM
CABINE/RAD
F350/F4000 /92

IP 265

3119-4



COXIM TR
MOTOR/CÂMBIO
F1000/4000

IP 247

3117-8



COXIM TR
CPL CABINE
F600 62/

IP 377

5916-1



COXIM DT
CPL CABINE
F600/

IP 397

5913-7



COXIM
DT MOTOR
F1000/4000

IP 248

3120-8



COXIM TR CPL
MOTOR MWM
F1000/22000

IP 255

3989-6



COXIM DT CPL
MOTOR MWM
F1000/22000

IP 260

5917-0



COXIM TR
CPL MOTOR
F-600/

IP 362

3988-8



COXIM DT
CPL MOTOR
PERKINS F100/

IP 375

5915-3



COXIM DT
MOTOR
CARGO

IP 268

5914-5



COXIM TR
MOTOR
CARGO 1215/
C/PARAF

IP 3548

3118-6



COXIM CPL
RAD F600/

IP 225

1325-0



COXIM CPL
RAD F350
F1000/F4000

IP 246

200857-2



COXIM
APOIO
RADIADOR
CARGO
T11121363-R609

200103-9



**KIT COXIM
FIX TR
CABINE VW**

R627

KIT CALÇOS FX ML PG. 198

FORD / CALÇOS - BATENTES - DIAFRAGMAS - DIVERSOS

6385-1



**PEDAL ACEL
F1000/4000**

IP 250

3115-1



**PROTETOR PÓ
ALAV CÂMBIO
CAMINHÕES
FORD 72/**

IP 203

3540-8



**CALÇO
DESLIZANTE
NY ML C/FX
F4000**

IP 251

3847-4



**BATENTE ML
SUSP DT FO
CARGO
(E5HT3020AA)**

IV 3092

3212-3



**BATENTE
SUP ML AUX
CG 814
(2RE511349)**

AD 561

8022-5



**BATENTE
SUSP DT/TR
CARGO BUS**

IV2103-CP1001-R276

100400-0



**BATENTE
ML DT
CARGO
(TCG41111)**

IV 3231

100389-5



**BATENTE
ML DT
CARGO**

IV 3230

3127-5



**DIAFRAGMA
REDUZIDA
F-750/7000
(5.1/2")**

IP 2213c

3128-3



**DIAFRAGMA
CAMERA
AR 6.1/4"
F-750/7000**

IP 2214c

333-6



**DIAFRAGMA
HIDROVÁCUO
FR 10" F-11000
MOD**

IP 439

3123-2



**DIAFRAGMA
CAMERA
AR FR 6"
WABCO**

IP 2217

FORD / PARAFUSOS E PRISIONEIRO DE RODA

3842-3

ROSCA DIR
CHAVE 1.1/16



**CJ PARAF RODA TR F-4000
75/95 (5/8x2.1/2) C116R**

3843-1

ROSCA ESQ
CHAVE 1.1/16



**CJ PARAF RODA TR F-4000
75/95 (5/8x2.1/2) C117L**

1225-4

ROSCA DIR
CHAVE 1.1/16



**CJ PARAF RODA TR F-350 59/71
E F-4000 75/ (5/8x2.3/4) C118R**

ROSCA ESQ
CHAVE 1.1/16 **3845-8**



CJ PARAF RODA TR F-350 59/71 E
F-4000 75/ (5/8x2.3/4) C119L

CHAVE 13/16 **1217-3**



CJ PARAF RODA DT/TR
F-1000 (1/2x1.3/4) C120

ROSCA ESQ
CHAVE 1.1/8 **1125-8**



CJ PARAF RODA TR SUBSTITUTO
F-600 (7/8x3.9/16) C129L

ROSCA DIR
CHAVE 1.1/8 **1126-6**



CJ PARAF RODA TR SUBSTITUTO
F-600 (7/8x3.9/16) C130R

ROSCA DIR
CHAVE 1.1/8 **1226-2**



CJ PARAF RODA DT
F-600/ (3/4x2.1/2) C144R

ROSCA ESQ
CHAVE 1.1/8 **1227-0**



CJ PARAF RODA DT F-600/
(3/4x2.1/2) C145L

ROSCA ESQ
(TUCHO)CH 1.1/8 **1228-9**



CJ PARAF RODA TR F-600/
(3/4x2.11/16) C146L

ROSCA DIR
(TUCHO)CH 1.1/8 **1229-7**



CJ. PARAF. RODA TR F-600/
(3/4x2.11/16) C147R

ROSCA DIR
(TUCHO)CH 1.1/8 **1230-0**



CJ PARAF RODA TR F-750
/F-19000 (3/4x3.1/2) C150R

ROSCA ESQ
CHAVE 1.1/8 **1231-9**



CJ PARAF RODA TR F-750
/19000 (3/4x3.1/2) C151L

OSC 33mm **1238-6**



CJ PARAF RODA DT CARGO
1313/2217 (22x88) C181

OSC 33mm **5275-2**



CJ PARAF RODA TR CARGO
1313/2217 (22x95) C182

OSC 30mm **1236-0**



CJ PARAF RODA DT CARGO
1113/1117 (20x92) C183

OSC 30mm **1237-8**



CJ PARAF RODA TR CARGO
1113/1117 (20x90) C184

ROSCA DIR
CHAVE 1.5/16 **1223-8**



CJ PARAF RODA DT F-350 59/71
E F-4000 75/ (5/8x2.1/8) C216R

ROSCA ESQ
CHAVE 1.5/16 **1224-6**



CJ PARAF RODA DT F-350 59/71
E F-4000 75/ (5/8x2.1/8) C217L

ROSCA DIR
CHAVE 1.1/16 **1221-1**



CJ PARAF RODA TR F-350 59/71
E F-4000 75/ (5/8x2.1/2) C218R

ROSCA ESQ
CHAVE 1.1/16 **1222-0**



CJ PARAF RODA TR F-350 59/71
E F-4000 75/ (5/8x2.1/2) C219L

OSC 30mm **1241-6**



CJ PARAF RODA DT CARGO
1215/ (20x80) C222

OSC 30mm **1240-8**



CJ PARAF RODA TR CARGO
1215/ (20x90) C223

OSC 33mm **1334-0**



CJ PARAF RODA TR
F-14000HD (22x97,5) C226

OSC 33mm

1335-8



CJ PARAF RODA DT
F-14000HD (22x91) C227

OSC 27mm

6144-1



CJ PARAF RODA DT
(FR DISCO) F-4000 (18x72) C228

OSC 27mm

6145-0



CJ PARAF RODA TR
F-4000 (18x81) C233

CHAVE 3/4

1156-8



CJ PRIS RODA F-11000/22000
(1/2x1/2x2.1/2) C300

CHAVE 1.1/16

1157-6



CJ PRIS RODA F-350/4000
(7/16x7/16x2.1/2) C301

CHAVE 1.1/16

1158-4



CJ PRIS RODA F-600
F7000/19000 (7/16x1/2x2.1/2) C302

CHAVE 3/4

1159-2



CJ PRIS RODA
(1/2x9/16x2.1/2) C303

CHAVE 15/16

1162-2



CJ PRIS RODA F-11000/22000
(FR AR) (5/8x5/8x3") C307

ROSCA ESQ
CHAVE 1.1/16

1220-3



CJ PARAF RODA DT F-4000(90)
(FR DISCO) (5/8x2.3/4) C339L

ROSCA DIR
CHAVE 1.1/16

1219-0



CJ PARAF RODA DT F-4000(90)
(FR DISCO) (5/8x2.3/4) C340R

CHAVE 7/8

1127-4



CJ PARAF RODA RAIADA DT
F-13000/F-21000 (1/2x2.1/4) C700

CHAVE 1.1/16

1128-2



CJ PARAF RODA RAIADA TR
F-13000/F-21000 (5/8x2.1/8) C703

CHAVE 13/16

200302-3



CJ PARAF RODA F-1000
(1/2x2) C120E

CHAVE 21

100204-0



CJ PARAF RODA DT/TR F250/
/2003 (14x2,0x66) 2445

CHAVE 21

7671-6



CJ PARAF RODA DT/TR F250/
2003 (14x1,5x70) C096A-2446

4188-2



PARAF RODA DT/TR F-1000
93 (1/2x2.1/8) 114-2032

100212-0




PARAF RODA DT/TR
RANGER (1/2x2.1/4) 2053

FORD / PORCAS DE RODA

<p>OSC 27mm 1186-0</p>  <p>950</p> <p>PORCA PARAF RODA F-4000 (18x1,5)</p>	<p>CHAVE 21 100207-4</p>  <p>115A</p> <p>PORCA CROM PARAF RODA F-1000 93/ (1/2)</p>	<p>CHAVE 21 100230-9</p>  <p>115D</p> <p>PORCA RODA CROM F1000 TURB 93/ (1/2)</p>	<p>OSC 21mm 100213-9</p>  <p>115C</p> <p>PORCA CROM PARAF RODA F-1000 93/ (1/2)</p>
<p>CHAVE 19 1349-8</p>  <p>115B</p> <p>PORCA CROM RODA RANGER/F1000 93/ (1/2)</p>	<p>CHAVE 21 100208-2</p>  <p>115E</p> <p>PORCA PARAF RODA RANGER 4x2 (1/2)</p>	<p>CHAVE 23 100209-0</p>  <p>115F</p> <p>PORCA PARAF RODA RANGER 4x4 (1/2)</p>	<p>CHAVE 21 1245-9</p>  <p>121</p> <p>PORCA PARAF RODA F-1000 /92 (1/2)</p>
<p>CHAVE 23 7736-4</p>  <p>121A</p> <p>PORCA PARAF RODA F-100/F-1000 /92 (1/2)</p>	<p>ROSCA DIR CHAVE 1,1/2 1267-0</p>  <p>127R</p> <p>PORCA TUCHO RODA TR F-600/ (1,1/8)</p>	<p>ROSCA ESQ CHAVE 1,1/2 1268-8</p>  <p>128L</p> <p>PORCA TUCHO RODA TR F-600/ (1,1/8)</p>	<p>ROSCA ESQ CHAVE 1,1/2 1271-8</p>  <p>131L</p> <p>PORCA PARAF RODA TR SUBST F-600/ (7/8)</p>
<p>ROSCA DIR CHAVE 1,1/2 1272-6</p>  <p>132R</p> <p>PORCA PARAF RODA TR SUBST F-600/ (7/8)</p>	<p>ROSCA DIR CHAVE 1,1/2 1263-7</p>  <p>137R</p> <p>PORCA PARAF RODA DT F-600/ (3/4)</p>	<p>ROSCA ESQ CHAVE 1,1/2 1264-5</p>  <p>138L</p> <p>PORCA PARAF RODA DT F-600/ (3/4)</p>	<p>ROSCA ESQ CHAVE 1,1/16 1255-6</p>  <p>220L</p> <p>PORCA PARAF RODA F-350/4000 (5/8)</p>
<p>ROSCA DIR CHAVE 1,1/16 1256-4</p>  <p>221R</p> <p>PORCA PARAF RODA F-350/4000 (5/8)</p>	<p>OSC 30mm 1278-5</p>  <p>224</p> <p>PORCA PARAF RODA CARGO-F12000 (20x1,5)</p>	<p>OSC 33mm 1191-6</p>  <p>225</p> <p>PORCA PARAF RODA F14000/ BUS (22x1,5)</p>	<p>CHAVE 7/8 1129-0</p>  <p>708</p> <p>PORCA PARAF DT RODA RAIADA F13000/ (1/2)</p>
<p>CHAVE 1,1/6 1130-4</p>  <p>709</p> <p>PORCA PARAF TR RODA RAIADA F13000/ (5/8)</p>	<p>CHAVE 19 200331-7</p>  <p>141</p> <p>PORCA RODA D/T PAMPA (12x1,25)</p>	<p>CHAVE 21 100206-6</p>  <p>115E</p> <p>PORCA RODA F1000 93/ (1/2) PRETA</p>	<p>CHAVE 19 101330-0</p>  <p>PORCA RODA RANGER/ F1000 93/ (1/2) PRETA</p>
<p>OSC CH21 100186-8</p>  <p>2445A</p> <p>PORCA PARAF RODA F250/ /2003 (14x2,0)</p>	<p>OSC CH21 7672-4</p>  <p>2446A</p> <p>PORCA PARAF RODA F250/ /2003/ (14x1,5)</p>		



CHEVROLET

 <p>5038-5 CUNHA ML DT C60-D60/70 150x64x8,5 C 152</p>	 <p>5046-6 SUPORTE ML DT P/TR C60-D70/70 (7.333.083) C 153</p>
 <p>5045-8 SUPORTE ML DT P/DT C60-D60/70 (7.333.081) C 154</p>	 <p>5047-4 SUPORTE ML TR C60-D60 (7.329.242) C 155</p>
 <p>5048-2 SUPORTE ML TR D70 (7.325.427) C 156</p>	 <p>5049-0 SUPORTE AUX C60-D60/ (7.326.849) C 157</p>
 <p>5034-2 ALGEMA ML TR C60-D60/ (7.326.850) C 158</p>	 <p>4221-8 ASSENTO FX ML C60-D60 (9.333.086) C 159</p>
 <p>4222-6 ASSENTO FX ML D70 (7.326.806) C 160</p>	 <p>5042-3 SEPARADOR C/FX C60-D60/ C 161</p>
 <p>5052-0 SUPORTE ML DT P/TR ESQ D60/DETR (9.307.077) C 162</p>	 <p>5053-9 SUPORTE ML DT P/TR DIR D60/DETR (9.307.078) C 163</p>



5035-0

ALGEMA ML
DT D-11000/
(94.615.642)

C 164



5050-4

SUPORE
DT P/DT ESQ
D60/DETR
(9.307.047)

C 165



5051-2

SUPORE DT
P/DT DIR
D60/DETR
(9.307.048)

C 166



5037-7

CASTANHA RODA
TR D-70/DETR
(7.330.097)

C 167



4223-4

ASSENTO FX
ML TR DETR
(9.304.329)

C 168



5059-8

SUPORE ML DT
P/TR D-11000/
(94.640.667)

C 169



5033-4

ALGEMA ML
TR CH BR
(3.725.531)

C 170



5058-0

SUPORE ML DT
P/DT D11000/
(94.640.666)

C 171



5056-3

SUPORE ML TR
P/TR ESQ DETR
(9.307.654)

C 172



5057-1

SUPORE ML TR
P/TR DIR DETR
(9.307.655)

C 173



5061-0

SUPORE TR
P/TR D-11000/
(TOD94636361)

C 174



5054-7

SUPORE TR P/DT
ESQ DETR

C 175



5055-5

SUPORE TR P/DT
DIR DETR
(79.307.653)

C 176



5060-1

SUPORE TR
P/DT D-11000
(94.639.360)


C 177



5044-0
SUPORTE ML
TR CH BR /71
(3723046)
C 178



6396-7
SAPATA GR
TR C10/C15
D10/D20
(7.317.209)
C 179



5036-9
CASTANHA
RODA DT
D70/DETROIT
(7.330.097)
C 181



5599-9
CHAPA
ALG ML
TR S10
(93.223.948)
CH 54



80-9
SUPORTE
ML AUX
D-60/D70
(7.326.849)
SU 04



5498-4
SUPORTE ML
TR P/DT ESQ
C10/D10
(2.443.463)
SU 71



200843-2
CHAPA ALG
DT D60/DETR
LG OVAL
B632



5499-2
SUPORTE
ML TR P/DT
DIR C10/D10
(2.443.462)
SU 72



5043-1
SUPORTE
ML TR P/TR
C10/D10
(2.443.466)
SU 73



200842-4
CHAPA ALG
DT D60/DETR
LG RED
B631



2188-1
SUPORTE
ESTEPE
CHEVROLET
00203



5031-8
ALGEMA
ML TR
C10/D10
(7.317.429)
AL 02 - IV 3059



5488-7
ASSENTO
FX ML CH
BR 57/71



5032-6
ALGEMA
ML TR
D40/D20 95/
(94.642.383)
AL 05



5030-0
CHAPA ALG "U"
DT D60/DETR
JU 01



5062-8
ALGEMA
ML DT CH
BR 57/71 "U"



5064-4
ALGEMA
ML "U"
DT D60/
DETROIT
JU 02



6332-0
CHAPA
ALG "U" DT
CH BR/F350
JU 19



5612-0
SUPORTE
ML DT P/DT
CH BR /71
003A

5039-3



ESPAÇADOR
GR ML TR
D60/D70
(7.326.782)

ES 02

3955-1



ESPAÇADOR
GR ML TR
C10/D10
(3.656.741)

ES 09

3642-0



TRAVA PINO
RESSALTO
DETR/D11000

18-1527

CHEVROLET / PINOS

3358-8
AÇO 6.8


2294-2
AÇO 6.8 ZINCO



PINO ML TR
C-10/D-10
(9/16x4" NF)

3359-6
AÇO 6.8

2703-0
AÇO 6.8 ZINCO



PINO ML TR
C10-D10/20 91/94
(9/16x4.1/2 NF)

3795-8
AÇO 6.8

2305-1
AÇO 6.8 ZINCO



PINO ML DT P/DT
D11000/21000
(7/8x6" NF)

4106-8
AÇO 6.8



PINO ML TR
D-20 95/
(5/8x4.1/2 NF)

5065-2
COMUM



PINO ML DT
P/TR BR 57/71
C/CAB R11/16

5067-9
COMUM



PINO ML TR
BR 57/71 - DT
P/TR D60/70
(115mm)

5068-7
COMUM



PINO ALG
DT D60/DETR

100242-2
COMUM



PINO ML
ALG TR D60/
CURTO - DT P/TR
D-11.000 (116mm)

5069-5
COMUM




PINO ML
TR D60/
LG (122mm)

5070-9
COMUM



PINO ML DT
P/TR D60/ ADAPT
C/CAB R7/8



CHEVROLET / BUCHAS, CALÇOS, BATENTES E COXINS





100235-0



BUCHA
PU ML TR
D20/40

PU-3034

7923-5



BUCHA
PU SIL ML
TR 5-10

PU-3090

7922-7



BUCHA PU
ML TR
D-20 91/95

PU-3029

5026-1



BUCHA SIL
DT P/DT
OVAL
D-11000/
(INT 7/8)

IV 3023

101695-4



CALÇO
SEPARADOR
ML TR 510/
BLAZER

PP-4239P

BUCHAS LATONADAS



5470-4 BUCHA ML DT CH BRASIL
(57 A 71) 2"x7/8x11/16 (B490)

5471-2 BUCHA ML DT D-60/ -
TR CH BRASIL (51 A 71)
2.1/2x1.1/8x7/8 (B504)

5472-0 BUCHA ALG DT D-60 -
ALG TR CH BRASIL (57 A 71)
2.1/2x1"x7/8 (B465)

3617-0 BUCHA MOLA TR
D-60/D-70 3"x1.3/8x1.1/8 (B508)

5474-7 BUCHA ML TR (TENSOR)
DETROIT 3"x1.1/2x1.1/4 (B510)

5475-5 BUCHA ML (TENSOR) TR
D-11000/ 3"x1.3/4x1.1/2 (B572)

5079-2



BUCHA
SIL ML
5-10

IV 3090

7915-4



BUCHA PU ML
TR C-10/D-10
(20,6x14,4)

PU-3015

102175-3



BUCHA SIL
ML TR
BLAZER
1992/2000

IV 3639

**KIT CALÇOS
FX ML PG. 198**

CHEVROLET - PARAFUSOS / PRISONEIROS DE RODA

1121-5

ROSCA ESQ
CHAVE 1/2



CJ PARAF RODA DT
D-60/13000 (3/4x2.3/8) C67L

1122-3

ROSCA DIR
CHAVE 1/2



CJ PARAF RODA DT
D-60/13000 (3/4x2.3/8) C68R

1125-8

ROSCA ESQ
CHAVE 1/2



CJ PARAF RODA TR SUBST
D-60/13000 (7/8x3.9/16) C129L

200336-8

CHAVE 19
CROMADA



CJ PARAF RODA DT
D-20/5-10 (12x1,5x36) C139DC

200337-6

CHAVE 19
CROMADA



CJ PARAF RODA TR
D-20/5-10 (12x1,5x42) C342DC

1308-0



PARAF RODA TR
D-20/5-10 (12x1,5x42) 342

ROSCA DIR
CHAVE 1 1/2 **1126-6**



CJ PARAF RODA TR SUBST
D-60/13000 (7/8x3.9/16) C130R

CHAVE 3/4 **1116-9**



CJ PARAF RODA DT/TR
C-10/D-10 (7/16x1.5/16) C136

CHAVE 19
OXIDADA **1117-7**



CJ PARAF RODA DT D-20/5-10
/BLAZER (12x1,5x36) C139D

CHAVE 3/4 **1156-8**



CJ PRIS RODA C-60/D-60
/D-13000 (1/2x1/2x2.1/2) C300

CHAVE 1.1/16 **1157-6**



CJ PRIS RODA C-60
/D-60 (7/16x7/16x2.1/2) C301

CHAVE 1.1/16 **1158-4**



CJ PRIS RODA
D-70 (7/16x1/2x2.1/2) C302

CHAVE 3/4 **1159-2**



CJ PRIS RODA
(1/2x9/16x2.1/2) C303

CHAVE 7/8 **1160-6**



CJ PRIS RODA
(9/16x9/16x2.1/2) C304

CHAVE 15/16 **1162-2**



CJ PRIS RODA D-70
/D-13000 (5/8x5/8x3") C307

CHAVE 19
OXIDADA **1118-5**



CJ PARAF RODA TR D-20/5-10
/BLAZER (12x1,5x42) C342D

OSC 7/8 **1119-3**



CJ PARAF RODA DT D-40
(9/16x2.3/16) C343

CHAVE 7/8 **1120-7**



CJ PARAF RODA TR D-40
(9/16x3.3/16x3.1/2) C344

CHAVE 7/8 **1127-4**



C. PARAF RODA RAIADA DT
D70-D900/950 (1/2x2.1/4) C700

CHAVE 1.1/16 **1128-2**



CJ PARAF RODA RAIADA TR
D70-D900/950 (5/8x2.1/8) C703

CHAVE 19
CROMADA **200745-2**



CJ PARAF RODA TR D20/
SILVERADO (12x1,5x46) C342DL

CHEVROLET / PORCAS E ARRUELAS DE RODA

CHAVE 1.1/2 **1267-0**



127R

PORCA TUCHO RODA TR
D60-D11000/ (1.1/8)

CHAVE 1.1/2
ROSCA ESQ **1268-8**



128L

PORCA TUCHO RODA
TR D60-D11000/ (1.1/8)

CHAVE 1.1/2
ROSCA ESQ **1271-8**



131L

PORCA PARAF RODA
D60-D11000/ (7/8)

CHAVE 1.1/2 **1272-6**




132R

PORCA PARAF RODA
D60-D11000/ (7/8)

<p>CHAVE 3/4 1134-7</p>  <p>135</p> <p>PORCA PARAF RODA A10-C10/14-D10 (7/16)</p>	<p>CHAVE 1 1/2 1263-7</p>  <p>137R</p> <p>PORCA PARAF RODA D60-D11000/ (1.1/2)</p>	<p>CHAVE 1 1/2 ROSCA ESQ 1264-5</p>  <p>138L</p> <p>PORCA PARAF RODA D60-D11000/ (1.1/2)</p>	<p>OSC 7/8" 1140-1</p>  <p>345</p> <p>PORCA PARAF RODA D40 (9/16)</p>
<p>CHAVE 19 1137-1</p>  <p>341</p> <p>PORCA PARAF RODA CROM D-20 (12x1,5)</p>	<p>CHAVE 19 100529-4</p>  <p>341</p> <p>PORCA PARAF RODA EPÓXI D-20 (12x1,5)</p>	<p>CHAVE 7/8 1129-0</p>  <p>708</p> <p>PORCA PARAF RODA D70/900 (1/2)</p>	<p>CHAVE 1 1/6 1130-4</p>  <p>709</p> <p>PORCA PARAF RODA D-70/900 (5/8)</p>
<p>CHAVE 19 CROMADA 100532-4</p>  <p>11CR</p> <p>PORCA PARAF RODA C10/ FE CROM (7/16) 3117</p>	<p>1155-0</p>  <p>A133</p> <p>ARRUELA CON RODA SUBST D-60/D-11000/</p>	<p>5570-0</p>  <p>B133</p> <p>ARRUELA CON RODA SUBST D-60/GR</p>	

CHEVROLET / CALÇO CAMBAGEM

CH / DIAFRAGMAS

007542-6	CALÇO CAMBAGEM D20 13X1 2953	
007543-4	CALÇO CAMBAGEM D20 13X2 2954	
007544-2	CALÇO CAMBAGEM D20 13X3 2955	
007545-0	CALÇO CAMBAGEM D40 16X2 2956	
007546-9	CALÇO CAMBAGEM D40 16X3 2957	
007547-7	CALÇO CAMBAGEM D40 16X5 2958	

333-6	
<p>DIAFRAGMA HIDROVÁCUO FR 10" D60/D70/ D80 MOD</p> <p>IP 439</p>	



**IVECO**

WIEBBELLING

DISTRIBUIDORA DE PEÇAS AUTOMOTIVAS

99

FIAT/FNM/IVECO**5174-8**CASTANHA
TR FT 180/210
(1707/32003)


FNM 301

281-0ARANHA CUBO
TR FT 180/210
(214.017.239)

LA 097

5184-5CUNHA ML
DT FT 180/210
(1701/45008)

FNM 302

BUCHAS LT5168-3 BUCHA MOLA DT/TR
FIAT 70/80 69x30x24 (B528)
5170-5 BUCHA MOLA DT
FIAT 130/140 69x29x22 (B526)
5171-3 BUCHA MOLA TR
FIAT 130/140 79x30x24 (B536)
5172-1 BUCHA MOLA DT
FIAT 180/210 90x42x35 (B542)
5169-1 BUCHA MOLA DT/TR
INT FIAT 70/ 69x24x16 (B548)
5173-0 BUCHA MOLA TR
FIAT 180/ 100x42x35 (B546)**FIAT/IVECO - PINOS**5175-6 PINO ML DT/TR P/TR 70/80 (CURTO)
5176-4 PINO ML TR FIAT 70/80 (LONGO)
5177-2 PINO ML DT FIAT 130/140
5178-0 PINO ML TR FIAT 130/140
5179-9 PINO ML DT FIAT 210 (153mm)
5180-2 PINO ML TR FIAT 210 (160mm)
5181-0 PINO ML TR FIAT 210 (180mm)
5182-9 PINO ML TR TENS FIAT 210 (R1" 153mm)
5183-7 PINO ML TR TENS FIAT 210 (R1" 160mm)A
B
C
D
E
F
F
G
G**FIAT/IVECO - PARAFUSOS DE RODA**

CHAVE 30

1097-9CJ PARAF RODA DT FT
120/140 (20x68) C230

CHAVE 30

1098-7CJ PARAF RODA TR FT
120/140 (20x78) C231**1099-5**PARAF RODA DT FT
180/210 (16x60) 234

CHAVE 32

200164-0CJ PARAF RODA DT
IVECO (22x90) C2290**1100-2**PARAF RODA TR FT
180/210 (16x75) 235

CHAVE 27

1101-0CJ PARAF RODA DT
FT 80 (18x46) C238

CHAVE 27

1102-9CJ PARAF RODA TR
FT 80 (18x72) C239

CHAVE 32

200165-9CJ PARAF RODA TR
IVECO (22x98) C2291

CH 19 (CST) **200740-1**



PARAF RODA D/T STRADA
FT (12x1,25x26,5) 6100P

CH 19 (CST) **200738-0**



PARAF RODA D/T STRADA
FT (12x1,25x37) 6101P

200550-6



PARAF RODA FT DUCATO
2.5 (14x1,5x29) 242

200549-2



PARAF RODA DT/TR FT
DAILY (16x1,5x31) 243

1103-7



PARAF RODA SR
FNM/FT (16x90) 229

Empty space for a product card.

FIAT/IVECO - PORCAS, ARR E PRIS RODA

CHAVE 27 **1106-1**



232

PORCA RODA
FT 120/140 (20mm)

CHAVE 27 **1114-2**



240

PORCA RODA
FT 80 (18mm)

CHAVE 27 **1111-8**



237

PORCA RODA
FT 180/ (16mm DP)

6086 **200730-4**



PRIS CUBO RODA IV
VAN DAILY (18x1,5x56,5)

1107-0



A233

ARRUELA RODA
FT120/140 20MM

1115-0



A241

ARRUELA RODA
FT80 18MM

Empty space for a product card.

FIAT/IVECO - BUCHAS

101333-5



BUCHA ML
TR P/DT
DUCATO

IV 3494

101332-7



BUCHA ML
TR P/TR
BIPART
DUCATO

IV 3425

200558-1



BUCHA ML
TR/TR STRADA
/DOBLO

IV 3376

200559-0



BUCHA ML
BORR TR P/DT
STRADA/
DOBLO

IV 3379

7934-0



BUCHA ML
PU TR P/DT
DUCATO

PU-3110P

7933-2



BUCHA ML
PU TR P/TR
DUCATO

PU-3109P



FIAT/IVECO - DIVERSOS



TOYOTA

 <p>5537-9 SUPORTE ML TR P/DT ESQ PICK-UP TOY (48415.98002) TOY 902</p>	 <p>5538-7 SUPORTE ML TR P/DT DIR PICK-UP TOY (48414.98002) TOY 903</p>		
 <p>5131-4 SUPORTE ML TR P/DT DIR TOY JEEP - PERUA (4841498001) TOY 904</p>	 <p>5209-4 SUPORTE ML TR P/DT ESQ TOY JEEP - PERUA (4841598001) TOY 905</p>		
 <p>4631-0 CHAPA ALG ML DT TOY /91 (48304.331) CH 04</p>	 <p>4632-9 CHAPA ALG ML TR TOY /91 (48331.223) CH 05</p>		
 <p>5504-2 CHAPA ALG ML TOY 92/ F14mm (48443.98001) CH 20</p>	 <p>2628-0 CHAPA ALG ML TOY 92/ F18mm (48444.98001) CH 21</p>		
 <p>1343-9 CHAPA GR ML TOY (48473.98001) CH 22</p>	 <p>200147-0 CHAPA GR ML DT DIR JEEP CH 30</p>	 <p>200148-9 CHAPA GR ML TR ESQ JEEP CH 39</p>	 <p>200149-7 CHAPA GR ML DT/TR ESQ JEEP CH 40</p>
 <p>5539-5 SUPORTE ML DT P/DT DIR JEEP/ PICK UP (48403.98001) SU 50</p>	 <p>5540-9 SUPORTE ML DT P/DT ESQ JEEP/ PICK UP (48404.98001) SU 51</p>		

100521-9



SUPORTE
ML DT P/TR
(4841L.98001)

SU 52

5211-6



SUPORTE
ML TR P/TR
PICK-UP
(48405.98002)

SU 53

5541-7



SUPORTE ML
TR P/TR JEEP
(48405.98001)

SU 54

6669-9



SUPORTE ML
DT P/DT 92/
(48404.98002)

SU 55

6670-2



SUPORTE ML
DT P/TR 92/

SU 56

6671-0



SUPORTE ML TR
P/TR PICK-UP 92/
(48405.98004)

SU 57

6668-0



SUPORTE ML TR
P/TR JEEP 92/
(48405.98003)

SU 58

5212-4



ALGEMA ML
DT TOV /91
(48041.98001)

JU 05

5213-2



ALGEMA ML
TR TOV /91
(48041.98001)

JU 06

5216-7



ALGEMA ML "U" DT/TR
JEEP/ DT PICK-UP /91
C/BUCHA AÇO
(U-48.304-BAL)

JU 08

5217-5



ALGEMA ML "U"
TR PICK-UP /91
C/BUCHA AÇO
(U-48.311-BAL)

JU 09

5218-3



ALGEMA ML
DT 92/ C/BUCHA
BORR

JU 10

5219-1



ALGEMA ML
TR 92/ C/BUCHA
BORR

JU 11

5214-0



ALGEMA ML "U" DT/TR
TR JEEP DT PICK-UP
C/BUCHA SIL /91
(U-48.304-BE)

JU 14

5215-9



ALGEMA ML
"U" TR PICK-UP
C/BUCHA SIL /91
(U-48.331-BE)

JU 15

5220-5



ALGEMA ML DT/TR
JEEP/ DT PICK-UP
92/ C/BUCHA AÇO

JU 25

5221-3



ALGEMA ML TR
PICK-UP 92/
C/BUCHA AÇO

JU 26

101343-2



ALGEMA
ML TR
HILUX

JU 31

TOYOTA - PINOS DE MOLA

5222-1
COMUM



PINO ML DT/TR
JEEP - DT
PICK UP /91
(13mm)

1108-8
AÇO 6.6



PINO ML DT/TR
JEEP - DT
PICK UP /91
(1/2x4.1/2 NF)

2465-1
AÇO 6.6



PINO ML TR
PICK UP /91
(16x130 MB)

5600-6
COMUM



PINO ALG
DT/TR TOY 92/

6173-5
COMUM



PINO ALG
DT/TR TOY /91
C/CAB R3/4"

TOYOTA - ARANHAS E ARRUELAS

200650-2



ARRUELA
TRAVA
CARC DT
TOY 83/

339


200649-9



ARANHA
CARC TR
TOY 83/
HILUX 2.0

338

200648-0



ARRUELA
CARC DT
TOY /82

336

200647-2



ARANHA
CARC DT
TOY /82

335

TOYOTA / BUCHAS E CALÇOS

5198-5



BUCHA SIL
DT/TR JEEP/
DT PICK UP
(30x13)

IV 3014


5199-3



BUCHA SIL
TR PICK UP
(34x16)

IV 3013

5200-0



BUCHA AÇO
ALG "U" JEEP
DT PICK UP
(70x30x22,30)

5201-9



BUCHA AÇO
ALG "U" TR
PICK UP
(70x34x22,30)

5202-7



BUCHA BORR
DT/TR JEEP - DT
PICK UP 92/
(35mm)

IV 2012

7898-0



BUCHA PU
DT/TR JEEP - DT
PICK UP 92/
(35mm)

PU-2106

5892-0



BUCHA
LON CON
AMORT TOY

472L

5203-5



BUCHA BORR
TR PICK UP 92/
(40mm)

IV 2013

7899-9



BUCHA PU TR
TOY BAND
PICK UP 92/
(40mm)

PU-2107

5887-4



BUCHA
LON ALG
DT TOY 92/

523L

5204-3



BUCHA LT
ALG ADAPT
JEEP - DT
PICK UP 92/
(70x35x30)

5205-1



BUCHA AÇO
ALG ADAPT
TR PICK
UP 92/
(70x40x30)


5887-4



BUCHA
LON ALG
TR TOY 92/

524L

5206-0



BUCHA AÇO
PARTE FIXA
JEEP - DT PICK UP 92/
(SUBST BUCHA BORR)

(35mm)

5207-8



BUCHA AÇO
PARTE FIXA
TR PICK UP 92/
(SUBST BUCHA BORR)

(40mm)

6346-0



BUCHA CON
DT/TR AMORT
TOY BAND

IV 2036

5231-0



BUCHA
BORR ML
HILUX

IV 2050

323-9



BUCHA
AMORT TR
TOY CON DP

IP 2229CC

6472-6



BUCHA
SIL ML
TOY
DINA

IV 3103

5862-9



BUCHA
SIL ML
HILUX

IV 3136

7963-4



BUCHA
BAND
DT INF
TOY HILUX

PU-2215P

7895-6



BUCHA PU
CON DT/TR
AMORT TOY
BAND

PU-2036

7896-4



BUCHA PU
ALG INF
MENOR TR
HILUX

PU-2050

7964-2



BUCHA
BAND
DT SUP
TOY HILUX

PU-2216P



TOYOTA - PARAFUSOS/PORCAS DE RODA



VOLKSWAGEN / MAN

5110-1



CHAPA ALG
690/13130

VW 200

4694-9



CASTANHA
RODA TR VW
(T.13.60L137)

VW 201

5131-4



SUPORTE ML
AUX 11130/13130
(T.138.037.31-B)

VW 202

3928-4



CALÇO LEV
MOLEJO VW
11130/14210
40x70x180

VW 203

4955-7



ASSENTO
FX ML TR
11140/16170
(B7HU.5789)

VW 204

4986-7



SUPORTE TR
P/DT DIR
14220/24220
(TJC.803.571)

VW 205

4985-9



SUPORTE TR
P/DT ESQ
14220/24220
(TJC.803.57)

VW 206

1966-6



SUPORTE TR
P/TR ESQ
14220/24220
(TJC.803.561)

VW 207

1967-4



SUPORTE TR
P/TR DIR
14220/24220
(TJC.803.562)

VW 208

4010-0



SUPORTE TR
P/DT ESQ
11130/13130
(29.891.54)

VW 209

4011-8



SUPORTE TR
P/DT DIR
11130/13130
(29.891.55)

VW 210

3964-0



SUPORTE TR
P/TR ESQ
11130/13130
(29.891.57)

VW 211



4009-6

SUPORE TR
P/TR DIR
11130/13130
(29.891.56)

VW 212



1960-7

SAPATA
GR TR
13130/16220
(T.135.991.74A)

VW 213



5141-1

SUPORE AUX
RODOMASTER
LONGO

VW 214



4984-0

SUPORE ML DT
P/DT 16170/24250
/BUS B1618
(TJG.803.461)

VW 215



5500-0

SUPORE ML DT
P/TR 16170/24250
/BUS B1618
(TJG.803.165)

VW 216



1964-0

SUPORE ML
TR P/DT ESQ
16170/24250
/BUS B1618
(TAC.803.571)

VW 217



1965-8

SUPORE ML TR
P/DT DIR 16170
/24250/BUS B1618
(TAC.803.572)

VW 218



1962-3

SUPORE ML TR
P/TR ESQ 16170
/24250/BUS B1618
(TEG.803.561/A)

VW 219



1963-1

SUPORE ML TR
P/TR DIR 16170/24250
/BUS B1618
(TEG.803.562/A)

VW 220



2530-5

ALGEMA DT
16170/24250
/BUS B1618
(TJG.411.167/A)

VW 221



4242-0

SEPARADOR
GR DT 690/7110
C/BAT
(TAR 41105)

VW 222



5116-0

ASSENTO MOLEJO
TR ESQ VOLKSBUS
93/ 16170/24250
(TAR 599515)

VW 223



5117-9

ASSENTO MOLEJO
TR DIR VOLKSBUS
93/ 16170/24250
(TAR 599516)


VW 224



4693-0

CASTANHA
RODA DT VW
11130/13130


VW 226

**100260-0**SUPORTE SUP
AMORT TR
7100/8140
(25H501183A)

VW 228

**7577-9**GUIA GR
TR VW 8140/
(XC455700HA)

VW 231

**6698-2**SUPORTE DT
P/DT 17210/26310
BUS 16210/17210
(2T)803461

VW 232

**1362-5**ALGEMA TK HENDRICKSON
DT P/TR DIR - TR P/TR ESQ
VW (BALANÇA FO 163)
(47439)

VW 233

**1307-2**ALGEMA TK HENDRICKSON
DT P/TR ESQ - TR P/TR DIR
VW (BALANÇA FO 163)
(47441)

VW 234

**4633-7**SUPORTE ML
DT P/TR 16170/
35300 C/ASS
(TJC-803165)

FO 119



(MOLA 4")

1382-0SUPORTE AMORT
DT DIR VOLKSBUS
/CARGO C/PINO
(TAR 413354A)

VW 237



(MOLA 4")

1380-3SUPORTE AMORT
DT ESQ VOLKSBUS
/CARGO C/PINO
(TAR 413353A)

VW 236

**3898-9**CUNHA
ML DT
VOLKSBUS

VW 238

**3197-6**SUPORTE TR
8120/8150
(TAP-511.279)

VW 241

**6699-0**SUPORTE
DT P/TR
BUS MOTOR
DT 2000/
(2T)803165A)

VW 243

**4962-0**GUIA GR TR LONGO
CARGO/VOLKSBUS
16170/24250
(TAR 599175)

FO 152

**4242-0**SUPORTE DT
P/TR BUS VW
2000/ (MOTOR
TR) P/BUCHA SIL
(S/BUCHA)

(2TB)803165) VW 244

**100320-8**SUPORTE
DT P/TR VW
17250/40300
2000/2001
(2T)803165B)

VW 245

**100621-5**CAPA BARR
ESTAB DT
VW 91/94
(TJC411053)

CH 29

**1382-0**SUPORTE AMORT
DT DIR VW 35300
TITAN
(TJC 413.354)

VW 248

**1380-3**SUPORTE AMORT
DT ESQ VW 35300
TITAN
(TJC 413.354)

VW 249

**100619-3**CAPA BARR
ESTAB DT VW
16170/BUS
(TAR411053)

CH 24

**4961-1**SEPARADOR GR
TR CURTO CG/
VOLKSBUS
16170/24250
(TJC599175)

VW 251

**100758-0**SUPORTE AMORT
DT SUP CG/VW
16220/35300
(TAR803223)

VW 239

**200444-5**SUPORTE BAR
ESTAB DT
12140/
(2RG411049)

SU 47

**4189-0**GUIA GR DT
VOLKSBUS
(TAR 411185)

VW 252

**100924-9**SAPATA INF
TR VW BUS

VW 240

**3199-2**SUPORTE
ML AUX
VW 8140

VW 256

**100760-2**SUPORTE AMORT
DT ESQ TITAN
VW/CG
(TJC.413.354)

VW 249

**100759-9**SUPORTE AMORT
DT DIR TITAN
VW/CG
(TJC.413.354)

VW 240

**100925-7**CALÇO P/LEV
ML DT VW
40X100X190

VW 254

**4209-9**CAPA BORR
ESTAB TR 690
(600.511.417)

CA 05

**5111-0**CHAPA ALG
DT/TR VW
690/11130
(T11.411.167)

CH 01

**5112-8**CHAPA ALG
DT 14210/22160
(T2D.411.165)

CH 03

**4210-2**CHAPA GR
ESTAB DT 690
(T06.411.069)

CH 12

**4214-5**CHAPA ARTIC
ESTAB DT 690
(T06.411.049)

CH 14

**4212-9**CHAPA ARTIC
ESTAB TR 690
(T06.511.445)

CH 15

**5113-6**CHAPA ALG
ML DT 16210
(F18mm)

CH 23

**5496-8**CHAPA ALG
ML DT 8140
(TAP.411.167)

CH 27

**5503-4**CHAPA ALG ML
DT 12140/14220
(TCG.411.167)

CH 28

**5126-8**SUPORTE ML
DT P/DT 690
(T06.803.461)

SU 65

**5127-6**SUPORTE ML
TR P/DT 690
(T06.511.279)

SU 66

**200445-3**SUPORTE
BAR ESTAB
DT 8150 BUS
(2RF411049)

SU 46

**5129-2**SUPORTE ML
DT/DT ESQ 11130
(T11.803.461)

SU 67

**5130-6**SUPORTE ML
DT/DT DIR 11130
(T11.803.462-A)

SU 68

**201151-4**CALÇO P/LEV
ML DT VW
20X100X190

766E

**5128-4**SUPORTE ML
TR P/TR 690
(T06.511.275)

SU 69

**1184-3**SUPORTE ML DT
P/DT 12140/14220
(TGC.803.461)

SU 74

**100549-9**GUIA GR
DT VW 8140
(TAP.599.175)

4234

**6391-6**SUPORTE ML
DT P/TR 8140
(TAP.803.165)

SU 86

**6389-4**SUPORTE ML
DT/DT ESQ 8140
(TAP.803.461)

SU 87

**101652-0**SUP ML TR DIR
DT ESQ FORD
TRAÇADO

IV 4446

**6390-8**SUPORTE ML
DT/DT DIR 8140
(TAP.803.462)

SU 88

**6090-9**SUPORTE ML
DT P/TR
12140/14220
(TGC.803.165)

SU 89

**101651-2**SUP ML TR ESQ
DT DIR FORD
TRAÇADO

IV 4447

**6388-6**ALGEMA
ML TR 8140
(TAP.599.191)

AL 10

**5142-0**ALGEMA ML
690/11130

JU 04

**101345-9**APOIO ML
SUP TR TK
SUSPENSYS
VW 92MM

89716B

**4689-2**CHAPA SUP TR
14140/16210
(T16.511.347)

DE 02

**5592-1**CHAPA SUP TR
P/TR 16170/16220
(T16.511.349)

DE 03

**4690-6**CHAPA SUP TR
P/DT 16170/16220
(T16.511.347)

DE 04












**100359-3**CHAPA SUP TR/TR
24220/26310
(2RR.511.345)

DE 05

**5018-0**CHAPA LAT
SUP TR P/TR
CG/VW**4208-0**CAPA BARR
ESTAB DT 690
(T06.411.063)

CA 04

VOLKSWAGEN / PINOS

 <p>2465-1 AÇO S.S</p> <p>PINO ML DT/TR 690/7110 - DT 13130 (16x130 MB)</p>	 <p>5145-4 COMUM</p> <p>PINO ML TR TENS 11130/14140</p>	 <p>6365-7 AÇO S.S</p> <p>PINO ML DT 16210 (3/4x6.1/2" NF)</p>
 <p>5146-2 COMUM</p> <p>PINO ML TENS TR 11130/14140 C/ CAB Rt"</p>	 <p>5147-0 COMUM</p> <p>PINO ML TR RESSALTO 11130/14140</p>	 <p>5005-9 COMUM 5006-7 CÊMENTADO</p> <p>PINO ML DT P/DT LONGO 16170/35300</p>
 <p>2468-6 AÇO S.S</p> <p>PINO ML DT 14210/22160 (16x150 MB)</p>	 <p>3150-0 AÇO S.S</p> <p>PINO ML DT 11140/14220 (3/4x6" NF)</p>	 <p>5003-2 COMUM 5004-0 CÊMENTADO</p> <p>PINO ML DT P/TR CURTO 16170/35300</p>
 <p>5007-5 COMUM 5008-3 CÊMENTADO</p> <p>PINO ML TENS TR 16170/35300</p>	 <p>5009-1 COMUM</p> <p>PINO ML TENS TR 16170/35300 C/CAB Rt"</p>	 <p>101336-0 CÊMENTADO</p> <p>PARAF COXIM CAB VW/CG 20X171X14,5 IV4445</p>

VOLKSWAGEN / ARANHAS

 <p>3052-0</p> <p>ARANHA CUBO TR 7110 (51,5mm)</p> <p>A349/40</p>	 <p>3002-3</p> <p>ARANHA CUBO TR VW13130/ (67x90)</p> <p>19</p>	 <p>844-3</p> <p>ARANHA CUBO TR VW14150/ ROCKW. (83x103)</p> <p>20-100</p>	 <p>2990-4</p> <p>ARANHA CUBO TR 680/690 (51,5mm)</p> <p>A333/18</p>
 <p>200645-6</p> <p>ARANHA CUBO TR VW 80x118x134x3</p> <p>320</p>	 <p>101487-0</p> <p>ARANHA TRAVA VW 5140</p> <p>259</p>	 <p>3131-3</p> <p>ARANHA CUBO DT VW 11130 (40x54)</p> <p>61-373</p>	 <p>39-6</p> <p>ARANHA CUBO TR CG/VW 14210/35300 (73x89)</p> <p>136</p>

VOLKSWAGEN / BUCHAS

**5102-0****BUCHA BORR
ESTAB TR
690/7110**

IV 3030

**5103-9****BUCHA BARRA
ESTAB DT
690/9150**

IV 3040

**5105-5****BUCHA
BORR DT/TR
690/8140 - DT
11130 (46x16MM)**

IV 3001

**5486-0****BUCHA SIL DT/TR
690/8140 - DT
11130 (46x16MM)**

(SUBST ORIC)

IV 3071

**7928-6****BUCHA PU ML
DT/TR 690/8140
DT 11130 ADAPT**

PU-3190

**5017-2****BUCHA
SIL ML TR
VW 8140**

IV 3045

**5108-0****BUCHA
BORR DT
14210/22160
(52x19MM)**

IV 3021

**BUCHAS LATONADAS****[4946-8] BUCHA LT ML DT
VW 3"x1.1/2"x1.1/4" (B568)
[5474-7] BUCHA LT ML TR TENS VW
11130/16210/BUS 2.1/4"x1"x3/4" (B510)
[3512-2] BUCHA SUP DT P/TR VW
(ML 100mm) 2"x1.1/4"x1" (B458)****7929-4****BUCHA
PU ML DT VW
14210/16220**

PU-3191

**BUCHAS DE BRONZE****[3513-0] BUCHA BR ML DT
VW 3"x1.1/2"x1.1/4"
[3511-4] BUCHA BR ML TR
TENS VW 11130/16210/BUS
2.1/4"x1"x3/4" (089)****5014-8****BUCHA SIL ML
DT VW 16210
(52x19MM)**

IV 3026

**5485-2****BUCHA BORR
ESTAB MANCAL
VW 690/7110**

IV 2035



7954-5



BUCHA PU
AMORT INF/SUP
690/8140

PU-2219

376-0



BUCHA SUP
AMORT DT
690/14140

IP 3117cc

5909-9



BUCHA INF
AMORT TR
690/7110

IP 3551cc

5927-7



BUCHA
ESTAB TR
11130/13130

IP 3547

5894-7



BUCHA ISOL
LON ESTAB
DT 690/7110

124L

7927-8



BUCHA PU
SUP TR
P/TR 690/
BI-PARTIDA

PU-3189

7880-8



BUCHA PU
AMORT DT
690/14140

PU-2206

5895-5



BUCHA ISOL
LON ESTAB TR
690/790/7110

127L

7924-3



BUCHA PU
ESTAB DT
690/9150

PU-2058

7947-2



BUCHA PU
BARRA ESTAB
TR 690/9150

PU-2035

101633-4



BUCHA S NV
TUBLESS VW
7100/9150 /95

AD 311

7948-0



BUCHA PU
AMORT TR
SUP/INF
690/9150

PU-2041

7950-2



BUCHA
ESTAB DT
12140/35300

PU-2096

101634-2



BUCHA S NV
TUBLESS VW
7100/9150 95/

AD 310

7951-0



BUCHA PU
ESTAB DT BUS
OT17240/18310

PU-2110

100291-0



BUCHA PU
ESTAB DT
11130/13130

PU-2186

5465-8



BUCHA
ESTAB TR
VW 11130/

IP 3543-R263

7952-9



BUCHA PU
AMORT DT/TR
12140/35300

PU-2217

7953-7



BUCHA
PU BARRA
ESTAB DT
16190/16210

PU-2218

101875-2



BUCHA BARRA
ESTAB DT
VW 12140/18310

IV 2192

100273-2



BUCHA
PU ML DT
690/13130

PU-3001

100274-0



BUCHA
PU ML TR
11130/14210

PU-3021

101285-1



BUCHA TENS
INJ C/ PINO
VOLKSWAGEN
TK SUSPENSYS

20353

7955-3



BUCHA
PU ML DT
11130/14210

PU-3026

101592-3



BUCHA PU
ESTAB
TR VW
690/9150

PU-3030OP

101284-3



BUCHA
TENS INJ
VOLKSWAGEN
TK SUSPENSYS

20303

100282-1



BUCHA PU
SIL ML DT
11130/14210

PU-3026CP

7956-1



BUCHA PU
BARRA
ESTAB DT
690/9150

PU-3040-OP

6628-1



BUCHA
BARRA
ESTAB DT
16170/16220

IP 3534 - IV 2051

100240-6



BUCHA PU
ESTAB DT
690/9150

PU-3040

7957-0



BUCHA PU
ESTAB DT
11130/16220

PU-3145

100809-9



BUCHA CENTRAL
BRAÇO TENS "V"
SUSP TR VW
24220/26310 TRAC

IV 3138

7926-0



BUCHA PU
ML TR VW
8100/15180

PU-3045

100275-9



BUCHA PU ML
TR P/DT BUS
OT-17240/18310

PU-3199

100146-9



PINO C/BU
TENS INJ SUSP
TRAC VW

IV 3139

200237-0



BUCHA AMORT
DT BUS VW
8120/9150

CP 1013

101607-5



BUCHA TENS
INJ C/P
SUSP AR VW
CONST/TITAN

IV 3490

101946-5



BUCHA SIL
ML TR MICRO
VW 9150 2011/

IV 3574

200107-1



BUCHA
SEMI-CASO
BARRA TORÇÃO
CABINE VW

AD 363

200105-5



BUCHA ESPAÇ
PINO CABINE
VW/CARGO

AD 532

101115-4



BUCHA SIL
ML DT P/DT
P/TR-ALG- BUS
VW 17240/

IV 3410

VOLKSWAGEN / COXINS

3051-1



COXIM DT
CABINE
690/14150

IP 3506/IV 3039

2967-0



COXIM TR
CABINE
690/14150

IP 3526/IV 3036

2968-8



COXIM DT
CABINE
790/14210

IP 3527

1319-6



COXIM DT
CABINE
12140/35300

IV 3122/IP 3540

8089-6



COXIM TR
VAZ CABINE
12140/35300

IP 3542

5618-9



COXIM TR
MACIÇO
CABINE VW
12140/40300

IP 3549

875-3



COXIM DT
MOTOR
600/790
R12x1,75

IP 227

2971-8



COXIM DT
CPL MOTOR
MWM
690/14140

IP 260

200102-0



COXIM DT
MOTOR
VW 0140/

R611

5914-5



COXIM MOTOR
TR 12170/35300
BUS 16180
C/PARAF

IP 3548

200104-7



COXIM
MOTOR CPL
TR 690/14140

R146A

200103-9



KIT COXIM
FIX TR
CABINE VW

R627

872-9



COXIM DESC
VW GOL/SAVEIRO/
VOYAGE/PARATI/
LOGUS/POINTER

IP 2901

5915-3



COXIM DT
MOTOR
VW 12170/35300
BUS 16180

IP 260-R230

200857-2



COXIM
APOIO
RADIADOR
VW 790/13150

T1121363-R609

2979-3



COXIM
MOTOR DT
VW MWM

IP 3504

875-3



COXIM DT
MOTOR VW
600/690/790
R12x1,75

IP 227


VOLKSWAGEN / BATES E CALÇOS

100395-0



BATENTE
ML TR
VW 690/
IV 3184

100389-5



BATENTE
ML DT
VW 1130/
IV 3230

100236-8



CALÇO
FEIXE ML
DT/TR VW
PP-3198/AD348

3212-3



BATENTE
SUP ML AUX
VW 8140
(2RE511349)
AD 561

101779-9



ASSENTO
FX ML TR
BUS VW
17240/18310
PU-3194

100394-1



BATENTE
CAB VW
CONST
IV 3296

3847-4



BATENTE ML
SUSP DT VW
690/16170/24220
(TJC41111)
IV 3092

101148-0



BATENTE
SUSP AR VW
17240/18310
CP 1017

8022-5




BATENTE
SUSP DT/TR
VW BUS
IV2103-CP1001-R276

100400-0



BATENTE
ML DT VW
35300
(TCG41111)
IV 3231

100267-8



CALÇO
ML DT VW
PP-3204P

100269-4



CALÇO
ML DT VW
PP-3206P - AD 352

100276-7



CALÇO
ML DT
VW 8150
PU-3200P

VOLKSWAGEN / MANGUEIRAS

5920-0



MANG SUP
RAD VW 13000
72/ MOTOR
PERKINS

IP 5013

102171-0



MANG LIG
TURBINA
VW 35300

TAL117231 - 365324

102172-9



MANG TURB
C/INTERC
VW/CG
CUMMINS

3916437/2RK145467 - 365348

102173-7



MANG INTERC
VW BUS-OT
24250/40300

2TC117231 - 365415

VOLKSWAGEN / DIVERSOS

200881-5



TAMPA RES
LIMP PARABR
VW CONSTEL

EDL 006

333-6



DIAFRAGMA
FREIO 10"
HIDROVACUO
MOD 11130

IP 349

101629-6



TAMPA OLEO
VW 7100/23210
MWM C/ROSCA

AD 301

101630-0



TAMPA OLEO
VW 7100/23210
05/ MWM C/R

AD 301A

101631-8



TAMPA OLEO
VW 12170/40300
CUMMINS

AD 303

101632-6



TAMPA OLEO
VW 7100/12140H
MWM C/ROSCA

AD 305

000599-1



TAMPA OLEO
VW-MB-SC
PLAST C/R

23693-AD22

000613-0



TAMPA
OLEO MOTOR
VW 95/








3001-TC3050

VOLKSWAGEN / ARRUELAS



VOLKSWAGEN - PARAFUSOS / PRISIONEIROS DE RODA



<p>CHAVE 27 1037-5</p>  <p>CJ PARAF RODA TR 11130/ 11140 RECART (20x80) C196AR</p>	<p>CHAVE 30 1033-2</p>  <p>CJ PARAF RODA TR 11130/11140 (20x80) C196AF</p>	<p>CHAVE 27 1166-5</p>  <p>CJ PARAF RODA DT 11130/11140 (20x80) C199A</p>
<p>OSC 33mm 1334-0</p>  <p>CJ PARAF TR 14150/40300 BUS 16210 (22x97,5) C226</p>	<p>OSC 33mm 1335-8</p>  <p>CJ PARAF DT 14150/40300 BUS 16210 (22x91) C227</p>	<p>CHAVE 1/4 7674-0</p>  <p>CJ PRIS RODA RAIADA DT/TR 13130/14140 (3/4x3") C308</p>
<p>200330-9</p>  <p>PARAF RODA DT/TR KOMBI FUSCA/BRASILIA (14x1,5x19) 100</p>		

VOLKSWAGEN / PORCAS E ARRUELAS DE RODA

<p>CHAVE 27 1185-1</p>  <p>95</p> <p>PORCA PARAF RODA VW 690/790 (18x1,5)</p>	<p>OSC 27mm 1186-0</p>  <p>950</p> <p>PORCA PARAF RODA 680/710 (18x1,5)</p>	<p>CHAVE 1/2 1267-0</p>  <p>127R</p> <p>PORCA TUCHO RODA TR 13130/14140 (1.1/8)</p>	<p>CHAVE 1/2 1263-7</p>  <p>137R</p> <p>PORCA PARAF RODA 13130/14140 (3/4)</p>
<p>CHAVE 27 3065-1</p>  <p>197</p> <p>PORCA PARAF RODA 11130/11140 (20x1,5)</p>	<p>ALTA CHAVE 27 1074-0</p>  <p>198</p> <p>PORCA PARAF RODA 11130/12140 (20x1,5)</p>	<p>OSC 30mm 1278-5</p>  <p>224</p> <p>PORCA PARAF RODA 11130/12170 (20x1,5)</p>	<p>OSC 33mm 1191-6</p>  <p>225</p> <p>PORCA PARAF RODA 14150/40300 BUS 16210(22x1,5)</p>
<p>CHAVE 1/4 1292-0</p>  <p>313</p> <p>PORCA PRIS RODA 13130/14140 (3/4)</p>	<p>(20mm) 1076-6</p>  <p>A202</p> <p>ARRUELA CON LISA PARAF RODA 11130/11140</p>	<p>(20mm) 1077-4</p>  <p>A203</p> <p>ARRUELA CON PRESSÃO PARAF RODA 11130/11140</p>	

VOLVO


4694-9

 CASTANHA
RODA TR
VL/VW
/PNEU 5/C
(6.883.459)

VO 500


5153-5

 SUPORTE
TR P/DT
N10/N12
(1501.467)

VO 501


7557-4

 SUPORTE
PARAL/ML
AUX VL FH12/
(1077451-8154385)

IV 3166


5154-3

 SUPORTE
TR P/TR
N10/N12
(363.867)

VO 502


5155-1

 SUPORTE
AUX VL
N10/N12

VO 503


102170-2

 SAPATA GR
TR P/ AMORT
VL 340/360 DIR

VO 528


1951-8

 MANCAL
SUP TR P/DT

VO 504


3040-6

 CHAPA ALG
ML BUS B-58
(1.134.553)

VO 505


101354-8

 HASTE
REAÇÃO
TR VL
FH/NH/FM

IV 3212


5150-0

 ALGEMA ML
DT NL-12/360
(8.121.561)

VO 506


5156-0

 SUPORTE ML
TR P/TR - DT
340/ ML PB
(8.121.666)

VO 507


7354-7

 SUPORTE
ML AUX
VL 340/
(0128448)

IV 3086


5152-7

 GUIA
GR DT
VOLVO
(1.609.842)

VO 508


5151-9

 ALGEMA ML
TR NL12/360
(012.1686)

VO 509


100947-8


 SUPORTE ML
TR P/DT VL
FH12/GLOB

VO 526


3848-2

 CUNHA TR
VL 340/360
(11mm)

VO 510


1953-4

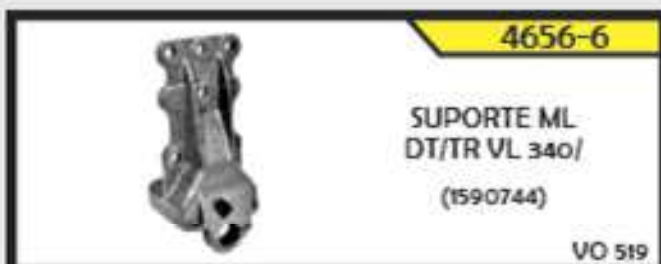
 CHAPA SUP
BUS B-58
(1134552)

VO 511


101356-4

 ALGEMA ML
DT/TR VL
FH/FM 2006/

IV 3436



VOLVO / BUCHAS





100241-4

BUCHA
ML TR SUSP
PNEUM /VL

IV 3271 - R030 - 1362710



4565-9

BUCHA
BR PATIM
DT VL

1606679-V - CB 119



101649-0

BUCHA CAB
TR VL LV
240/260

IV 3478



102177-0

BUCHA
ML TR VL
FH/NH/FM

IV 3213 - 1624486



100289-9

BUCHA
MANCAL
BAR ESTAB
TR VL 6X4

1629169 - PU-3203P



4519-5

BUCHA
MANCAL
BORR ESTAB
DT VL

0363864-V



VOLVO / PINOS




VOLVO / REPAROS



5686-3

REP VALV
PILOTO

1662413 VA



5801-7

REP VALV
5/2 VIA

1662551 V



5719-3

REP SERVO
EMBR VL
EDC/FH-1


3094550 V



3688-9

REP SERVO
EMBR VL
EDC/FH-1


6005917 V



5802-5

REP ACION
FR MOTOR

6005924 V



4712-0

REP CPL
COMPR
VARGA


6005990 V



5837-8

REP VALV
PEDAL FR
VV/MB/VW

6006123



5687-1

REP CPL
VALV
PEDAL FR


6009505 V



5694-4

REP VALV
REG
PRESS MOD

0127716 V



5671-5

REP REG
PRESS MOD

0127721



5840-8

REP VALV
PEDAL FR

0365406



5686-3

REP VALV
TRANSF
CAIXA N/NL10

1662413



VOLVO / MANCAIS, CALÇOS, COXINS E BATENTES



3593-9



COXIM TRAV
CAMB VL

1576103V-IV3163-R322

VOLVO / DIVERSOS

6170-0



FECHADURA
PORTA ESQ VL

8123611 v

0000-0



FECHADURA
PORTA DIR VL

8123612 v

200435-6



ARANHA
TR VL

116 - 1607435

6169-7



MÁQUINA
VIDRO DIR/ESQ
N10/N12

6009223 V - 6009224 V

101335-1



PARAF VL
HASTE REAÇÃO
TR VL310

IV 4492

200177-2



CAPA PEDAL
FR/EMBR VL

8144663 / R-2204

5523-9



ML DT
PATIM

T1500B - 346499 v

8088-8



ARRUELA
TRAVA
CATRACA
TR VL

1503673

5670-7



CILINDRO
EMBR

1620462

812-5



ML TR
PATIM

T1500A

4521-7



GAXETA
BBA ÁGUA
VOLVO

1545283 v

6201-4



TANQUE
RESERV ÁGUA
RAD NL

3979992 v

3140-2



TRAVA
ARANHA
CUBO TR
VL (83x106)

74 - 1575525 v

3143-7



TRAVA
ARANHA
CUBO DT
VL (50x75)

75 - 1575525 v

200323-6



PINO ROL
PATIM VL

3097299 v



VOLVO - JUNTAS

VOLVO - BOLSAS CABINE



VOLVO / PARAFUSOS E PRISONEIROS DE RODA

OSC 1.5/16

1282-3

CJ PARAF RODA DT FH12-FM7
N10/12-NL10/12 (7/8x3.3/8) C155

CHAVE 1.5/16

1283-1

CJ PARAF RODA TR FH12-FM7
N10/12-NL10/12 (7/8x3.3/4) C156

CHAVE 1.5/16

100014-4

CJ PARAF RODA ALUM TR FH12-FM7
N10/12-NL10/12 (7/8x4.1/2) C157

CHAVE 33mm

200162-4

CJ PARAF RODA DT
FH 2005/ (22x88,5) C2270

CHAVE 33mm

200163-2

CJ PARAF RODA TR
FH 2005/ (22x113,5) C2271

CHAVE 1.1/4

7674-0

CJ PRIS RODA RAIADA DT/TR FH12
FM7-N10/12-NL10/12 (3/4x3") C312

OSC 1.5/16

200448-8

CJ PARAF RODA TR
VL (7/8x125) C157E

VOLVO / PORCAS DE RODA

OSC 1.5/16

1290-4



262

PORCA PARAF RODA FH12-FM7
N-10/12-NL10/12 (7/8)

CHAVE 1.1/4

1292-0



313

PORCA PRIS RODA FH12-FM7
N10/12-NL10/12 (3/4)

GMC**6159-0**

SEPARADOR
GR 7/8" TR
GMC 12170/
(16587817)

C 180

5083-0

SUPORE
ML TR
P/TR GMC

C 182

3291-3

SUPORE
ML TR
P/DT GMC
(15641041)

C 183

AGRALE

 <p>8205-8 SUPORTE TR P/DT VOLARE A6/A8 AG.001</p>	 <p>8206-6 SEPARADOR GR DT A6/A8 (6008014112004) AG.002</p>	
 <p>3967-5 SUPORTE ML DT P/DT ESQ AG 1600/1800 (6003.002.061.008) SU 75</p>	 <p>3968-3 SUPORTE ML DT P/DT DIR AG 1600/1800 (6003.002.060.000) SU 76</p>	 <p>3969-1 SUPORTE ML DT P/TR AG 1600/1800 (6006.002.107.002) SU 77</p>
 <p>3970-5 SUPORTE ML TR P/DT AG 1600/1800 (6006.002.108.000) SU 78</p>	 <p>3971-3 SUPORTE ML TR P/TR AG 1600/1800 (6001.002.042.002) SU 79</p>	 <p>200744-4 SUPORTE ML TR P/DT AG VOLARE A6 (6008.002.139.001) SU 48</p>
 <p>6405-0 SUPORTE ML TR P/TR VOLARE (6008.014.047.002) SU 85</p>	 <p>3711-7 SUPORTE ML TR AG 7000/8500 (6007.002.039.005) SU 90</p>	 <p>200743-6 SUPORTE ML TR P/DT AG VOLARE A8 (6008.002.553.603) SU 49</p>
 <p>6532-3 SUPORTE ML TR P/DT DIR VOLARE A6 (6008.002.045.000) SU 91</p>	 <p>101031-0 SUPORTE ML TR P/DT ESQ VOLARE A6 (6008.002.045.000) SU 97</p>	 <p>6533-1 SUPORTE ML TR P/TR VOLARE A6 (6008.002.558.002) SU 92</p>
 <p>6406-8 SUPORTE ML DT P/TR VOLARE A5/A8 (6008.014.024.001) SU 95</p>	 <p>100566-9 SEPARADOR GR DT AG VOLARE AG.003</p>	 <p>101010-7 SEPARADOR GR DT AG VOLARE AG.004</p>



AGRALE - PINO MOLA



AGRALE - BUCHAS E BATENTES



101498-6



BUCHA OLHAL
BARRA ESTAB
TR MICRO
VOLARE A6
(27,5mm)
IV 2231

7945-6



BUCHA PU
ALG TR AG
6000/8500
VOLARE
A5/A6/A8
PU-3051P

200980-3



BUCHA BARRA
ESTAB DT/TR
AG VOLARE A8
CP 191

5486-0



BUCHA SIL
ML DT/TR
AGRALE
(16mm)
IV 3071

5918-8



BATENTE
CHASSI
DT/TR
AGRALE
IP 972

AGRALE - ARANHAS / ARRUELAS



200437-2

ARANHA
CUBO TR
AG/VOLARE
54X2,0

280



200436-4

ARANHA
CUBO TR
AG/VOLARE
51X2,0

260

AGRALE - PARAFUSOS / PRISIONEIRO DE RODA

CHAVE 1/16

1316-1

CJ PARAF RODA DT AG
1600/ (9/16x2.1/2") C40

CHAVE 1/16

1317-0

CJ PARAF RODA TR AG
1600/ (9/16x2.3/4") C41

CHAVE 1/16

1318-8

CJ PRIS RODA TR AG
1600/ (7/16x2") C43

CHAVE 27

1346-3

CJ PARAF RODA DT AG
7000 (16x63) C45

CHAVE 27

1347-1

CJ PARAF RODA TR AG-7000 E
VOLARE A6-6000 (16x73) C46

CHAVE 1/16

6147-6

CJ PARAF RODA TR AG
TX1600/1000 (9/16x3.1/2") C48

OSC 27mm

6429-7

CJ PARAF RODA TR VOLARE
A8-8500 (18x82) C49

CHAVE 27

6430-0

CJ PARAF RODA DT VOLARE A6
6000/DCO (16x66) C50/C363FF

7737-2

PARAF RODA FR DISCO DT
VOLARE A8-8500 (18x72) 228A-52

AGRALE / PORCAS - ARR DE RODA

CHAVE
1/16

1321-8



42

PORCA PARAF RODA
AG 1600/ (9/16)CHAVE
27

1345-5



47

PORCA PF RODA AG 7000
VOL A6-6000 (16x,5)OSC
27mm

1186-0



950

PORCA PF RODA VOL
A5/A8 - AG 8500 (18x1,5)

A209

200296-5

ARRUELA CÔNICA PRESS
RODA AG (16mm)

A208

3587-4

ARRUELA CÔNICA LISA
RODA/GR AG (16mm)



CARRETAS

4190-4



GUIA GR
SR GOTTV
(ESPECIAL)

CAR 59

3037-6



CASTANHA
RODA SR
RANDON

CAR 60

7312-1



GUIA GR
TK/SR
(CHAPA
OND)

00053B/1650

5095-4



CASTANHA
SR RANDON
MOD

CAR 61

130-9



ESPAÇADOR
GR ML
TR SR (3.12)

ES 12

2197-0



BRAÇO
MOVEL
DT/CE/TR
630MM SR RN

070030

5100-4



CUNHA ML
SR Ft2mm
(90x240mm)

GR 745

3044-9



GUIA GR
ML SR
GUERRA
/RANDON

CAR 57

2239-0



BRAÇO
MOVEL
DT/CE/TR
430MM SR RC

160720

5098-9



GUIA GR
ML SR FNV

CAR 58

5099-7



GUIA GR
ML SR
KRONE

CAR 60

100857-9



GUIA GR
ML SR
GOTTI MOD

CAR 720

CAR 62

200404-6



BRAÇO FIXO RANDON
BUCHA SILENC (480mm)

CAR 63

200405-4



BRAÇO FIXO RANDON
BUCHA SILENC (640mm)

CAR 65

200406-2



BRAÇO FIXO RANDON
BUCHA CON (480mm)

CALÇOS LEVANTE MOLEJO SR

003927-6 CALÇO P/LEV MOL SR 20X90X190 345500/723
 004627-2 CALÇO P/LEV MOL SR 40X90X190 345501/735
 007812-3 CALÇO P/LEV MOL SR 60X90X190 7355
 200407-0 CALÇO P/LEV MOL SR 80X90X190 735E
 201151-4 CALÇO P/LEV MOL TK/SR-DT VM/FO 20X100X190 766E
 100925-7 CALÇO P/LEV MOL TK/SR-DT CG/VW 40X100X190 254



3450-9



SAPATA SUP
EIXO SR
RANDON /99
B.CON (112mm)

071550



3937-3



SUPORE
RETO TENS
SR RODOV

010190

2142-3



LUVA BRAÇO
TENSOR SR
RODOV

010440

101384-0



SUPORE
RETO TENS
SR KRONE

80934

100495-6



MANCAL "G"
SUP CENTRAL
SR RANDON

030100

3694-3



SAPATA SUP
EIXO SR
GUERRA
(112mm)

007910

4271-4



MANCAL EXT
SUP CENTRAL
SR KRONE

190060

4273-0



MANCAL INT
SUP CENTRAL
SR KRONE

190070

200392-9



MANCAL (ANEL)
SUP CE CAV
RN 50mm

TH 141B

200386-4



MANCAL (ANEL)
SUP CE TK CAV
GU 50MM

TH 1439


PONTEIRAS BRAÇO MÓVEL SR GUERRA

PONTEIRA MAIOR PONTEIRA MENOR



2227-6 360mm 090180 2172-5 217mm 040080
2228-4 370mm 090190

2191-1



MANCAL MAIOR
DP TENS SR
RANDON 75/
(71,3mm)

070090

200039-3

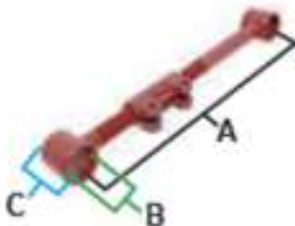


APOIO
SUP EIXO SR
FACCHINI

IV 4137

VERSO

BRAÇO MÓVEL SR GUERRA



CÓDIGO A B C POSIÇÃO

2219-5	600 x 61 x 82 mm	DT	090100
2220-9	610 x 61 x 82 mm	CE	090110
2221-7	640 x 61 x 82 mm	DT/CE/TR	090120

BRAÇO FIXO SR GUERRA



CÓDIGO A B C POSIÇÃO

2223-3	600 x 61 x 82 mm	DT	090140
2224-1	610 x 61 x 82 mm	CE	090150
2225-0	640 x 61 x 82 mm	DT/CE/TR	090160

2192-0



MANCAL
MENOR DP
TENS SR
RANDON 75/
(27mm)
070100

2155-5



MANCAL
MAIOR SUP
RETO SR
RANDON
(70,3mm)
020340

101595-8



APOIO SUP
EIXO RED
RANDON
112mm
071550B

2154-7



MANCAL
MENOR SUP
RETO SR RN
(27mm)
020360

2122-9



MANCAL MENOR
SUP RETO SR
RODOV/GUERRA
(30,5mm)
010420

200651-0



APOIO SUP
EIXO SR
GUERRA
MOD
1275

2998-0



MANCAL
MAIOR SUP
RETO SR RODOV
(62,3mm)
010400

2985-8



MANCAL
INT SUP
SR RODOV
(50,3mm)
010170

101496-0




APOIO
SUP EIXO SR
FACCHINI
MOD
IV 4197

2991-2



MANCAL
EXT SUP
CENTRAL SR
RODOV (50,3mm)
010120

101029-8



BRAÇO FIXO DT/CE/TR
SR RD (700mm)
060020

200652-9



SAPATA P/B
MOLEC SR
FACCHINI
1632

CARRETAS \ PORCAS EIXO - ANEIS PISTA

A		B		003177-1	PORCA CST EKO SR CLJ /07 85X12 0180C	MOD A
				003175-5	PORCA CST EKO SR RD C/F 80X2 00180B	MOD B
				000245-3	PORCA DENT EKO 80X12F SR RN 00199	MOD C
				003062-7	PORCA DENT EKO SR CLJ 90MM 00408	MOD D
				003463-0	PORCA EKO SR KR 90X2,0 19015	MOD E
				006464-5	ANEL P5TA SR 94,5X107X127,5X22 070	MOD F
				006468-8	ANEL P5TA SR 95X110X125X25 045	MOD F
C		D		200055-5	ANEL P5TA SR 95X127X26 TH857	MOD F
				006465-3	ANEL P5TA SR 96,5X109X127X22 124	MOD F
				006467-0	ANEL P5TA SR 96,8X109X22 069	MOD F
				200395-3	ANEL P5TA SR 97,5X127X24 TH860	MOD F
				006466-1	ANEL P5TA SR CLJ 97X127X25 460	MOD F
				006524-2	ANEL P5TA SR CLJ/NO 95X108,5X127X26	MOD F
				006186-7	ANEL P5TA SR KR/ID 95X126,5X26 00156C	MOD F
				005370-8	ANEL P5TA SR MA 95X112X127X22 00156B	MOD F
				001934-8	ANEL P5TA SR RN Ant 95X127X22 00156	MOD F
				102084-6	ANEL P5TA SR 93,8X125X20 9650	MOD F
				200318-0	KIT PORCA EKO SR RN 80MM C/REG 3080	MOD C
				200319-8	KIT PORCA EKO SR CLJ 90MM C/REG 3090	MOD C
				102108-7	PORCA CST "V" EKO D5TANC 1.3/4X11F 9090	MOD H
				102109-5	ARRUELA "V" EKO D5T 1.3/4X120X8,00 2100	MOD I
E		F				
G		H				
		I				

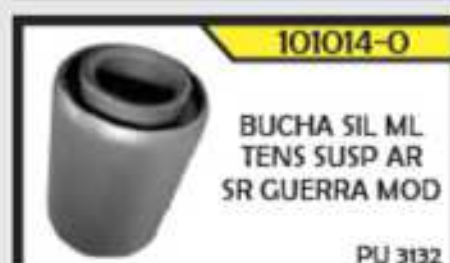
CARRETA / PINOS





CARRETA / BUCHAS

<p>4008-8 BUCHA FE BRAÇO TENS SR RANDON (70x82) 020400</p>	<p>2202-0 BUCHA INT BALANÇA SR RANDON (60,4x75x55mm) 070150</p>	<p>4309-5 BUCHA INT BALANÇA SR RODOV (50,4x59,2x120mm) 060150</p>
<p>2216-0 N=59,2mm 2232-2 N=62,5mm BUCHA INT MENOR SR GUERRA (50,4xNx60mm) 090040 090280</p>	<p>3368-5 BUCHA BRAÇO TENS SR RODOV/GUERRA (62x81x85) 010450</p>	<p>3141-0 BUCHA INT BALANÇA SR KRONE (60,4x72x58mm) 190020</p>
<p>2179-2 BUCHA INT BALANÇA SR GUERRA (50,4x59,2x45mm) 040210</p>	<p>2202-0 BUCHA INT BALANÇA SR RECRUSUL (60,4x73,3x60) 160380</p>	<p>7349-0 BUCHA TENS CON SR RANDON /FACCHINI IV 3007</p>
<p>8118-3 BUCHA TENS LISA SR NOMA /RANDON (37,5x71x50,5) IV 2001</p>	<p>8119-1 BUCHA TENS. C/ABA SR RODOV (36,5x61x51) IV 2002</p>	<p>8120-5 BUCHA TENS LISA SR RODOV (36,5x61x50mm) IV 2003</p>
<p>5864-5 BUCHA "5" MA NY SR RANDON (39x48x30) 2057</p>	<p>3857-1 BUCHA "5" MA OVAL NY TUBL SR RANDON (38x53x25) 2079</p>	<p>5511-5 BUCHA "5" MA NY BX/GUERRA SR RANDON (38,5x40,5x40) 2085</p>
<p>100315-1 BUCHA "5" MA NY TUBLESS SR RANDON 95/ (41,75x51x25mm) 2162</p>	<p>2611-5 BUCHA TENS SR GUERRA INJ 5/PINO IV 3002</p>	<p>2610-7 BUCHA BARR INJ C/PINO SR GUERRA (71x178) IV 3003 / 121840</p>


















CARRETA / DIAFRAGMAS E BORRACHAS

 <p>100040-3 DIAFRAGMA 8" IV 2033</p>	 <p>100435-2 DIAFRAGMA 9" IV 2034</p>	 <p>100436-0 DIAFRAGMA 7" IV 2042</p>
 <p>100039-0 DIAFRAGMA 8" C/ANEL SPR BRAKE IV 2104</p>	 <p>2624-7 BATEMTE TR BAÚ BORR (150x04) IV 3258</p>	 <p>100328-3 BATEMTE TR BAÚ BORR (151x08) IV 3259</p>
 <p>180-5 COXIM 5ª RODA JOST IV 2072</p>	 <p>4780-5 COXIM 5ª RODA JOST REFORÇ IV 2078</p>	 <p>181-3 COXIM 5ª RODA MAXION IV 2087</p>
 <p>3863-6 BORR AMORT 5ª RODA SR RANDON 18mm IV 2122</p>	 <p>3864-4 BORRACHA AMORT 5ª RODA 22mm IV 2017B</p>	 <p>2619-0 BORRACHA AMORT 5ª RODA COBRASMA 24mm 22097</p>

CARRETA / TAMPA CUBO RODA

 <p>3800-8 TAMPA CUBO SR GU 5F 001060</p>	 <p>3801-6 TAMPA CUBO SR KR 6F 001180</p>	 <p>3091-0 TAMPA CUBO SR RN 4F 0120</p>	 <p>3083-0 TAMPA CUBO SR GR/MA 4F 00486 - 1024</p>
---	---	---	--

CARRETA / PARAFUSOS DE RODA

<p>OSC 32mm 2311-6</p>  <p>CJ PARAF RODA SR FNV /RECRUSUL (22x114) C350</p>	<p>OSC 32mm 1464-8</p>  <p>CJ PARAF RODA SR RECRUSUL (22x92) C351</p>	<p>OSC 1.5/16" 4762-7</p>  <p>CJ PARAF RODA FR DISCO SR GUERRA (7/8x3.7/8) C352</p>
<p>OSC 1.5/16" 1151-7</p>  <p>CJ PARAF RODA ALUM SR GUERRA (7/8x4.3/4) C353</p>	<p>CHAVE 27 2271-2</p>  <p>CJ PARAF RODA SR KRONE/IDEROL (20x82) C364</p>	<p>TRAVANTE CHAVE 24 4765-1</p>  <p>CJ PARAF FIXAÇÃO CAMPANA FR MA SR RANDON (16x90) C170R</p>
<p>OSC 32mm ALTA 1341-2</p>  <p>CJ PARAF RODA FR DISCO SR RANDON 75/87 (22x83) C185</p>	<p>OSC 32mm BAIXA 5582-4</p>  <p>CJ PARAF RODA FR DISCO SR RANDON 75/87 (22x83) C185O</p>	<p>OSC 32mm ALTA 1342-0</p>  <p>CJ PARAF RODA FR DISCO SR RANDON 80/ (22x96) C186</p>
<p>OSC 32mm BAIXA 5583-2</p>  <p>CJ PARAF RODA FR DISCO SR RANDON 80/ (22x96) C186O</p>	<p>OSC 32mm ALTA 100022-5</p>  <p>CJ PARAF RODA ALUM SR RANDON (22x110) C186B</p>	<p>CHAVE 27 1315-3</p>  <p>CJ PARAF RODA RAIADA SR RANDON (20x80) C187</p>
<p>OSC 32mm 1050-2</p>  <p>CJ PARAF RODA ALUM SR RANDON (22x98) C200O</p>		

CARRETA / PORCAS DE RODA

<p>OSC 33mm 1191-6</p>  <p>225</p> <p>PORCA PARAF RODA SR FNV/NOMA (22x1,5)</p>	<p>OSC 32mm ALTA 1091-0</p>  <p>244AA</p> <p>PORCA PARAF RODA SR FNV/NOMA (22x1,5)</p>	<p>OSC 1.5/16" 1312-9</p>  <p>259</p> <p>PORCA PARAF RODA SR GUERRA (7/8)</p>	<p>CHAVE 27 4794-5</p>  <p>365</p> <p>PORCA PARAF RODA SR IDEROL/KRONE (20x2,0)</p>
---	--	--	---


CARRETA / ARRUELA E ARANHA

 <p>3451-7 ARANHA CUBO SR GUERRA (90mm) 09046 - 90</p>	 <p>3453-3 ARANHA CUBO SR IDEROL /FACCHINI (90mm) 08017 - 51</p>	 <p>3461-4 ARANHA CUBO SR KRONE/ PASTRE (90mm) 19000 - 63</p>
 <p>4804-6 ARANHA CUBO SR GUERRA MOD (80mm) 09046B - 175</p>	 <p>3448-7 ARANHA CUBO SR FACCHINI /MA (80x134) 07019B - 41</p>	 <p>3447-9 ARANHA CUBO SR RANDON /RECRUSUL (80x140) 07019 - 41A</p>
 <p>3446-0 ARRUELA CUBO SR RANDON ANT (80x125) 12161 - 42</p>	 <p>100102-7 ARRUELA CUBO SR MASTER (80x121) 12161A - 42A</p>	 <p>200360-0 ARANHA CUBO SR FACCHINI MOD (6 Dtes) 291</p>
 <p>6411-4 ARRUELA LISA CUBO SR GUERRA (90x125x2,0) 95</p>	 <p>3412-6 ARRUELA "5" BENDIX (38x62) 00556</p>	 <p>100314-3 ARRUELA "5" ENC EIXO (38x58x145) TUBL 00545B (42x58x145) MA 00547 302-6</p>
 <p>3413-4 ARRUELA "5" MA (32x40) 00567</p>	 <p>3414-2 ARRUELA "5" RANDON (42x62) 00568 - 87</p>	 <p>3452-5 ARRUELA CUBO SR FACCHINI GUERRA/IDEROL KRONE (90mm) 12160 - 52</p>
 <p>244-5 ARRUELA LISA ENC ROL (90x4,7) 12165C - 53</p>	 <p>3449-5 ARRUELA LISA ENC ROL (90x3mm) 12165 - 53C (90x2mm) 12165B - 53A 4622-1</p>	 <p>3411-8 ARRUELA 5 ENCOSTO EIXO BENDIX 40x84x89 00045/2033</p>



TRUCK

1252-1



CUNHA
ML TK
(80x180x13)

GR 748

2123-7



GUIA GR TK

000530

7312-1

ONDULADO

000530B

5096-2



GUIA GR
ML TK


5097-0



GUIA GR
ML TK

4756-2
80x170mm

4757-0
80x170mm



MEIA LUA
BALANÇA TK

4746-5
DIREITO

4747-3
ESQUERDO



SUPORTE DT TK
RODOV

010000
010010

6213-8
DIREITO

6212-0
ESQUERDO



SUPORTE
CENTRAL TK VW
CARGO/RODOV

010930
010900

3058-9



SUPORTE
CENTRAL
TK MB DIR/ESQ
RODOV

010180

3937-3



SUPORTE
RETO TENS
TK RODOV

010190

2125-3
DIANTEIRO

2135-0
TRASEIRO



BRAÇO FIXO
TK RODOV

DT=830mm / TR=630mm

010060
010210

2126-1
DIANTEIRO

2132-6
TRASEIRO




BRAÇO MÓVEL
TK RODOV

DT=830mm / TR=630mm

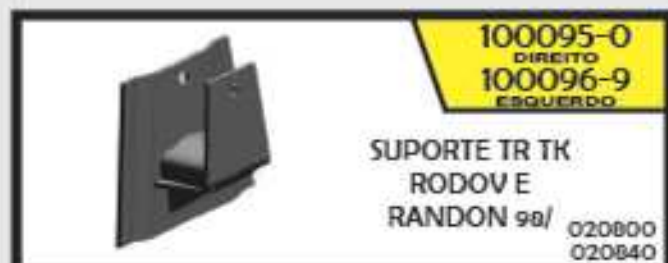
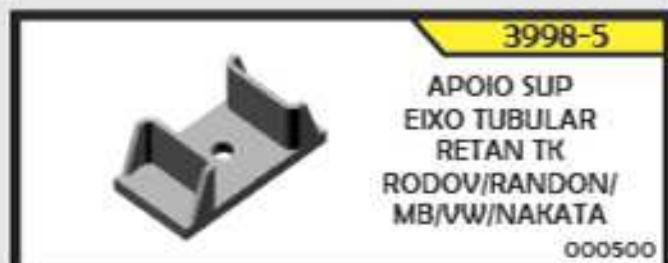
010100
010230

2920-3



SUPORTE TR
DIR/ESQ TK
RODOV
C/ARGOLA

010240



2157-1



ESFREGA
MÓVEL
SUP TR TK
RANDON

020210

2165-2



LUVA BRAÇO
TENS TK
RANDON
(36,4x152)

020100

101345-9



APOIO ML
SUP TR TK
VW/CG 92MM

89716B

100806-4



SUPORTE DT LS
GUERRA DIR

041500

100541-3



SUPORTE DT
DIR/ESQ TK
GUERRA 93/

040740

101293-2



SUPORTE
CENT TK
SUSPENSYS
CG/VW

16765

2166-0
DIANTEIRO
2174-1
TRASEIRO



BRAÇO FIXO
TK GUERRA 93/

DT=795mm / TR=645mm

04005
04026

2171-7
DIANTEIRO
3938-1
TRASEIRO



BRAÇO MÓVEL
TK GUERRA

DT=795mm / TR=645mm

040090
040150

100543-0
DIREITO
100542-1
ESQUERDO



SUPORTE CENTRAL
TK GUERRA 93/

040760
040770

3171-2
ENTRE FUROS 110mm
2168-7
ENTRE FUROS 90mm



MANCAL SUP
SUP CENTRAL
GUERRA

041020
040110

101361-0



SUPORTE
DT DIR TK
SUSPENSYS
CG/VW

16763

2167-9



LUVA BRAÇO TENS
TK GUERRA 93/
E MB/VW/NAKATA

040410

4721-0



SAPATA
EIXO TK
GUERRA
93/ 4.3/4

040380

101362-9



SUPORTE DT
ESQ TK
SUSPENSYS
CG/VW

16764

4682-5
DIREITO
4713-9
ESQUERDO



SUPORTE DT
TK GUERRA /93

040000
040001

100544-8



SUPORTE
CENTRAL TK
GUERRA
DIR/ESQ /93

040100

101363-7



SUPORTE TR
DIR TK
SUSPENSYS
CG/VW

16767

4714-7



SUPORTE TR
DIR/ESQ TK
GUERRA /93

040160

2169-5



MANCAL
INF "U" TK
GUERRA /93

040120

101364-5



SUPORTE TR
ESQ TK
SUSPENSYS
CG/VW

16760

100078-0



MANCAL
EXT SUP TR
GUERRA /93
(40,3mm)

010250

3467-3



MANCAL
PINO TENS
GUERRA/
NAKATA

200210

101349-1



SAPATA TK
SUSPENSYS
FO/VW/VL

772

8001-2



APOIO ML
SUP TR TK
MB/RANDON

0887970


8000-4



APOIO ML
SUP DT TK
MB/RANDON

0888030

101385-8



SAPATA
SUP TENS
TK MB
SUSPENSYS

81008

2998-0



MANCAL
MAIOR SUP
RETO TK RD
(62,3mm)

010400

2154-7



MANCAL
MENOR SUP
RETO TK RN
(27mm)

020360

2122-9



MANCAL MENOR
SUP RETO TK
RODOV/GUERRA
(30,5mm)

010420

2985-8



MANCAL
INT SUP TK
RODOV
(50,3mm)

010170

2155-5



MANCAL
MAIOR SUP
RETO TK RN
(70,3mm)

020340

2991-2



MANCAL EXT
SUP CENTRAL
TK RODOV
(50,3mm)

010120

100495-6



MANCAL
'G' SUP EST
RANDON
(60mm)

030100

100899-4



SUPORTE
TR DIR TK
MB 1620
(Suspensys)

6760

100900-1



SUPORTE
TR ESQ TK
MB 1620
(Suspensys)

6761

100903-6



SUPORTE
CENT DIR/ESQ
TK MB 1620
(Suspensys)

6750

100911-7



SUPORTE
DT TK MB
1620 DIR
(Suspensys)

6767

100912-5



SUPORTE
DT TK MB
1620 ESQ
(Suspensys)

6766


101081-6



SAPATA TK
SUSPENSYS
FO/VW/VL

GR 770

CALÇOS LEV MOLEJO TK



100650-9	CALÇO 20X80X155 057
005584-0	CALÇO 20X80X160 345050/057
100035-7	CALÇO 20x80x180 345049
100167-1	CALÇO MB 40X80X160 087
003926-8	CALÇO 40X80X180 345051/080
006984-1	CALÇO 60X80X180 345054/0805
006275-8	CALÇO 80X80X180 345055/080E
003928-4	CALÇO 40x70x180 (FO/MB/VW)

TRUCK / PINOS





TRUCK / BUCHAS



2622-0



BUCHA BARRAMORT ENGATE AUTOM RN (61x59)

22177 - IV 2148

3740-0



BUCHA DIST CON TK RN (70x105x85,5)

2019/IV 3044

101605-9



BUCHA INT BAL TK KLL/MB (49,7x59x50)

250167

101122-7



BUCHA INT BAL TK RODOV (50,4x60x45)

01038/250162

6158-1



BUCHA SIL BALANCA TK HENDRICKSON

IV 3008

3296-4



BUCHA SIL BALANCA TK HENDRICKSON CENTRAL

IV 3077

8046-2



BUCHA TIR SUSP TK HENDRICKSON

IV 3035

4636-1



KIT EMB BAL TK CG HENDRICKSON (3 Pcs)


TRUCK / DIAFRAGMAS E BATENTES

 <p>100040-3 DIAFRAGMA SPR BRAKE 8" IV 2033</p>	 <p>100435-2 DIAFRAGMA SPR BRAKE 9" IV 2034</p>	 <p>100436-0 DIAFRAGMA SPR BRAKE 7" IV 2042</p>
 <p>100039-0 DIAFRAGMA SPR BRAKE 8" C/ANEL IV 2104</p>	 <p>2624-7 BATENTE TR BAÚ BORR (150x84) IV 3258</p>	 <p>100328-3 BATENTE TR BAÚ BORR (151x88) IV 3259</p>

TRUCK / PORCAS EIXO - ANEIS PISTA

A	B	C
D	E	
<p>002741-3 PORCA DENT EXO 62X12 TK RN 00248 001933-0 PORCA EXO TK GUJ 64X12 04101 003172-0 PORCA EXO TK KR 00502 003364-2 PORCA EXO TK RD 01091/IV4150 005368-6 ANEL PISTA TK RD 95X110X22 03098/017 005369-4 ANEL PISTA TK RN 83X112X22 02076/185</p>	<p>MOD A MOD B MOD C MOD D MOD E MOD E</p>	

TRUCK / ARANHA

	<p>100328-3 ARANHA TRUCK RANDON</p>
02038	

TRUCK / TAMPA CUBO

	<p>3083-0 TAMPA CUBO TK GR/MA 00486 - 1024</p>
	<p>3800-8 TAMPA CUBO TK PEQ 0044</p>
	<p>8004-7 TAMPA CUBO TK PEQ 0019 (CROM)</p>



BALANÇAS

2138-5



BALANÇA TK RODOV
(85x510x50,4) 010350

2139-3



BALANÇA RETA TK RODOV
(85x500x50,4) 010480

7264-8



BALANÇA TK MB 1620/ MONT
C/REBAIXO (80x500x50) 010500

2161-0



BALANÇA TK RANDON
(85x560x60,4) 020230

2177-6



BALANÇA RETA TK GUERRA /93
(84x500x50,4) 040350

101596-6



BALANÇA
TK KLL MB/
MONT
(80x500x50)
010500B

100113-2



BALANÇA TK GUERRA /93
(84x558x50) 040310

2181-4



BALANÇA TK GUERRA 86/93
(85x510x50,4) 04042

2183-0



BALANÇA RETA TK GUERRA 93/
(84x500x50,4) 040780

163-5



BALANÇA RETA TK KRONE
(85x580x50,4) 110640

6102-6



BALANÇA TK PESADO MB
1935/1938 CM 5C-VL EDC
(93x505x50,4) 200520/200540

101548-6



BALANÇA NOMA
(90x500x61) 400255

1492-3



BALANÇA SR RANDON EST
(90x500x50) 071490

100201-5



BALANÇA TK
CARGO/VW
5C/RN
(90x500x50)
071490B

4635-3



BALANÇA TK
HENDRICKSON
CG E VW
FO 163

101331-9



BALANÇA SR RANDON
MODERNA (95x540x50) 6219

2198-9



BALANÇA SR RANDON 75/ E RN
LEVE (95x550x60,4) 070220

100897-8



BALANÇA TK IDEROL
(85x510x60,4) 030220

669-6



BALANÇA SR RANDON /75
(90x660x60,4) 070130

1330-7



BALANÇA EST TK RANDON
(85x500x50,4) 020780

101691-1



BALANÇA SR RANDON /2008
(97x527x30) 100096

1491-5



BALANÇA SR RANDON EST
(90x500x60) 071410

2214-4



BALANÇA SR GUERRA
(90x585x50,4) 090000

101682-2



BALANÇA TK LS EST MB1941/44
(100x500x50) 071410B

4013-4



BALANÇA SR GUERRA ESTAMP
(95x500x50,4) 090010

2235-7



BALANÇA SR
RECRUSUL
(95x560x60,4)

160360

101698-9



BALANÇA SR RANDON /2011
(97x527x30) 110044

1855-4



BALANÇA
SR ANT
RECRUSUL
(PINO 60mm)

160360B

164-3



BALANÇA SR KRONE
(90x600x60,4) 190050

PINOS/ROLETES/BUCHAS/ROLDANAS DO PATIM E FLANGE

3367-7



PINO FLANGE
TK/SR RODOV
(30x76)

2127 / 000880

3366-9



PINO ROLDANA
TK/SR RODOV
(16x55)

2123 / 002470

3959-4



PINO ROLETE
PATIM MB
FR AR CEM

050/93 - 212

3434-7



PINO PATIM
BENDIX ANT
(31,75x82)

2109 / 001870

3375-8



PINO ROLDANA
TK/SR RANDON
(19x57)

2122 / 001900

100001-2



ROLETE PATIM
GU FR DCO
C/ BUCHA

2106

3438-0



ROLETE PATIM
BENDIX/MA
(19x35x58)

000150

3436-3



ROLETE PATIM
BENDIX/MA
(19x38x58)

000150B

6799-7



ROLETE PATIM
BENDIX/MA
(19x41,5x58)

000150C

6800-4



ROLETE PATIM
BENDIX/MA
(19x44,5x58)

000150D

3437-1



ROLETE PATIM
BENDIX/MA
(19x32x58)

000890

3433-9



PINO PATIM
BENDIX
TROCA RAP 8.8
(58x28,6x24,5)

2107 / 000870

3435-5



PINO PATIM
MASTER
TROCA RAP
(25,4x31,75x57)

2108 / 001890

4001-0



ROLETE PATIM
GUERRA MOD
(38x33x58)

5P 381 / 2105

3961-6



ROLETE PATIM
MB FR AR CEM
(20x52x39) B/BR

100/96 - 262

200307-4



ROLETE PATIM
MB FR AR CEM
(20x54x39) B/BR

263

200308-2



ROLETE PATIM
MB FR AR CEM
(20x56x39) B/BR

264

8203-1



ROLETE PATIM
MB FR AR S/BU
(20,2x52x39)

TH 2140

3372-3



ROLDANA
PATIM
RANDON /01
(19x30)

000910

3373-1



ROLDANA
PATIM
RANDON 02/07
(19x54)

2132 / 000900

3365-0



ROLDANA
PATIM RODOV
(16x50)

2134 / 001740

3345-6



ROLDANA
PATIM
RANDON
02/07 (19x57)

000920

3465-7



TRAVA SUST
ROLETE
PATIM MA

3425-8



CJ SUST
ROLETE
PATIM
BENDIX/MA

4015-0



BUCHA BR
PINO PATIM
1313/FR AR

300/98

4020-7



BUCHA BR
PINO PATIM
1313/FR LIQ

164/97

4003-7



BUCHA
BR ROLETE
PATIM
MB FR AR

101/96

3520-3



BUCHA LT
PINO PATIM
1313/ FR LIQ

B463

101062-0



ROLETE PATIM
BENDIX/MA
CEM (19x38x58)

2102C

101063-8



ROLETE PATIM
BENDIX/MA
CEM (19x35x58)

2101C

200441-0



PINO PATIM
MASTER TROCA
RAP CEM
(25,4x31,75x57)

00189C

101064-6



ROLETE PATIM
BENDIX/MA
CEM (19x32x58)

2100C

200440-2



PINO PATIM
BENDIX TROCA
RAP C/C CEM
(58x28,6x24,5)

00087C

3346-4



ROLDANA
PATIM
S/M RD
(16x54)

00175/2135

7258-3



ROLDANA
PATIM
S/M RD
(16x60)

00175B

200522-0



ROLDANA
PATIM
RANDON
(19x45)

2130

3374-0



ROLDANA
PATIM S/M
RANDON
82/87 (19x60)

000930/2131

200320-1



ROLETE
PATIM SC

0154259

200321-0



PINO
ROLDANA
PATIM SC

0180064

1293-9



BUCHA BR
PATIM TR SC

0141163

1294-7



BUCHA BR
PATIM DT SC

0141164

4323-0



BUCHA
BR ROLETE
PATIM SC

0154261

200322-8



ROLETE
PATIM VL

IV 4117 - 3038379 v

200323-6



PINO ROL
PATIM VL

3097299 v

4566-7



BUCHA
BR PATIM
TR VL

0348978

5550-6



PINO
FLANGE
SR ANT 72/78
(30,15x31,75x160)

07032

5551-4



PINO
FLANGE
SR MOD
(34,10x34,93x145)

07033

5549-2



PINO
FLANGE
(34,93x115)

02043

2919-0



PINO ALG
PATIM
MB 1113
(22x28)

LA 05

4561-6



BUCHA BR
DP ROLETE
PATIM FR SC

0154262

5373-2



PINO
SAPATA
BOECHAT

1416

2486-4



PINO FIXAÇÃO
/ENGATE
MOLA
PATIM TK/SR

1435

200335-0



BUCHA BR
5 MB FR AR
42X40X32,4

CB-28

200334-1



BUCHA BR
5 MB FR AR
42X40X49,3

CB-29

BUCHAS DE ANCORAGEM



003734-6
BUCHA
BR ANCOR
FR BENDIX
00555

200110-1
BUCHA BR
ANCOR FR
BENDIX 29X35X35
00555B

003415-0
BUCHA
INÓX ANCOR
FR BENDIX
00555

000169-0
BUCHA LT
ANCOR FR
MA 32x36x37
00554

000168-6
BUCHA LT
ANCOR FR
BENDIX 29x33x37
00555

FREIOS



200838-6 FREIO AR TR 1113 CPL F3295/96
101742-0 FREIO AR TR 1313/2213 DIR F3298
200837-8 FREIO AR TR 1313/2213 ESQ F3297
200839-4 FREIO AR TR 608/708 CPL F3024/25
200840-8 FREIO AR TR 709/710/912/914 DIR F3022
101743-8 FREIO AR TR 709/710/912/914 ESQ F3023
200841-6 FREIO AR TR VW 690/790/7100 CPL

3225-5



SUPORTE
RET/BU S MA
TUB MACHO

3105U201

3226-3



SUPORTE
RET/BU S MA
TUB FEMEA

3105V202

200308-0 KIT P/FREIO RN
MASTER TH2303
200309-9 KIT P/FREIO RN
TUBELESS TH 2300
200390-2 KIT P/FREIO
GU MOB TH 2301

MOLAS E ARTEFATOS DE ARAME

TRUCK E CARRETAS

MOLA RANDON
RECUPERAÇÃO
5ª RODA



768-4

T1300

MOLA FR TK/SR
RANDON



769-2

T1301

ML RET DP
FR TK RANDON
/RODOV



770-6

T1302

MOLA DP
FR MA
LONGA



771-4

T1303

MOLA DP FR
MA LONGA
REFORÇ



7644-9

T1303B

MOLA DP
FR MOD
BENDIX/IDEROL



772-2

T1304

MOLA PATIM
BENDIX/MA
IDEROL/BOECHAT



773-0

140mm

T1305

MOLA PATIM
BENDIX/MA
IDEROL/BOECHAT



6414-9

125mm

T1305B

MOLA PATIM
SR GUERRA MOD



3063-5

T1306

MOLA CÂMARA
FR CUÍÇA
6" A 9" RANDON



777-3

T1309

MOLA TRAVA
ROLETE FR MA



779-0

T1312

MOLA SUST
TRAVA ROLETE
BENDIX



3082-1

T1313

MOLA PÁRA-CHOQUE
SR RANDON



T1315

3085-6

MOLA PÁRA-CHOQUE
SR GUERRA



T1317

3036-8

M= 60x3,0 / C= 90x4,0

3084-8

MEDIA

581-9

GRANDE

JOANINHA
RANDON



T1316

FORD

MOLA ANCORAGEM
SISTEMA AR CARGO



1192-4

T1100

MOLA ANCORAGEM
CARGO FR AR 06/9
E PATIM GUERRA MOD



3852-0

T1101

MOLA PEDAL EMBR
LG F1000/F4000



200242-6

14

MOLA RET SISTEMA
AR DT CARGO 06/91



1194-0

T1102

MOLA FR AR
TR C/RET CARGO



1193-2

T1103

MOLA RECUPERAÇÃO
PATIM FR F-600



813-3










T1110
















MOLA EMBR
CT F1000/F4000



100108-6

63

SCANIA			
MOLA RET PATIM FR DT/TR 75/ 110/112		807-9	T1402
MOLA RET PATIM 75/76 - 110/111 IK140/141 - BR115/116		808-7	T1403
MOLA PEDAL EMBR 75/76 110/111-115/116		809-5	T1404
MOLA RET ACEL 110/116		810-9	0183898/T1405
MOLA PLATO EMBR L75/76 L110/111		811-7	T1406
MOLA DT DP PATIM SCANIA 113/		3086-4	T1407
MOLA TR DP PATIM SCANIA 113/		777-3	T1408
MOLA PEDAL ACEL T112/113		5752-5	0266828
MOLA CUICA FR TR T112/113		4569-1	0203930

MERCEDES BENZ			
MOLA PATIM DT/TR SUP 608		780-3	T1200
MOLA PEDAL FR C/EMBR HIDR 608		781-1	T1201
MOLA PEDAL EMBR 608		782-0	T1202
MOLA ACEL 608/1214/BIC		783-8	T1203
MOLA ACEL HASTE CURTA 1113/2013		3076-7	T1205
MOLA ACEL 1113/		785-4	T1206
MOLA ACEL HASTE LG O352/371		786-2	T1207
MOLA FR MOTOR 1313/2213		3077-5	T1209
MOLA EMBR O355 OH1313		789-7	T1210
MOLA PEDAL EMBR 1113/2213 OP1513		790-0	T1211
MOLA PEDAL EMBR FR L1113 LPO1113		791-9	T1212
MOLA ESTICADOR CORREIA O355		792-7	T1213
MOLA GARFO EMBR L1113 LPO1113		793-5	T1214
MOLA AUX PATIM DT/TR L1113 LPO1113		794-3	T1215
MOLA PATIM FREIO HIDRAULICO TR MB 1313/		795-1	T1216

... MERCEDES BENZ

MOLA PATIM
FR HIDR TR
1113/2213 O355



795-1

T1216

MOLA ACEL
MÉDIA 1313/2213
OF/OH1313 O355



796-0

T1217


MOLA PEDAL
EMBR 608



797-8

T1218

MOLA PATIM
TR/DT FREIO AR
1310/1935



3078-3

T1219

MOLA PATIM
LG FR 608



798-6

T1220

MOLA INF
PATIM TR
608



3079-1

T1221

MOLA PATIM
DT FR HIDR
1313/2013



800-1

T1222

MOLA ALAV
EMBR MB



3080-5

T1223

ML PATIM FR
DT MOD 1113
LPO1113



801-0

T1224

MOLA PATIM
FREIO DT
1113/1519



802-8

T1225

MOLA PATIM
DT 1313/ O364



3081-3

T1226

MOLA PATIM TR
L1113 - LPO1113
REFORÇ



803-6

T1228

MOLA FECHADURA
PORTA 608/2213



804-4

T1229

VOLVO

812-5

MOLA RET
PATIM FR
TR VOLVO



1586683 / T1500A

MOLA RET
PATIM FR
DT VOLVO



0346499 / T1500B

VOLKSWAGEN

101817-5

JG MOLAS PATIM
DT/TR VW 7100/7110



314122

MOLA ANCORAGEM
DT VOLKSWAGEN FR AR
E PATIM GUERRA MOD



3852-0

T1101

GRAMPOS DE ARAME / TRAVA R



- 643-2 TRAVA R 3,5mm EIXO 16mm (T151)
- 3849-0 TRAVA R 4,0mm EIXO 22mm (T171/5074)
- 3050-4 TRAVA R 3,5mm EIXO 32mm (T171/5075)
- 3051-2 TRAVA R 5,6mm EIXO 32mm (T181)
- 100107-B TRAVA R 4,5x30x135mm (5102)
- 100477-B TRAVA R PARAF RODA 3059-7 (T511)

MOLAS

AGRALE

- 001475-3 MOLA AG 1100-01 1600 1 DT 1000-1
- 001477-0 MOLA AG 1100-02 1600 2 DT 1000-2V
- 001479-6 MOLA AG 1101-01 1600/1800 1 TR 1002-1
- 001527-0 MOLA AG 1101-02 1600/1800 2 TR 1002-2V
- 101702-0 MOLA AG 1101-05 1600/1800 5 TR 1002-5
- 101038-7 MOLA AG 1150-FX FOR DT 1800 9 FLS 1008
- 001671-3 MOLA AG 1150-01 1800 CAM/MICR DT 1008-1
- 001674-8 MOLA AG 1150-02 1800 CAM/MICR DT 1008-2
- 100079-9 MOLA AG 1151- FOR TR 1800 10 FLS 1010
- 006539-0 MOLA AG 1152-01 4500/7500D 1 DT 1020-1
- 006540-4 MOLA AG 1152-02 4500/7500D 2 DT 1020-2
- 007246-0 MOLA AG 1203-01 VOLARE A6 1 TR 1014/35
- 007247-8 MOLA AG 1203-02 VOLARE A6 2 TR 1014/35
- 007243-5 MOLA AG 1154-01 7000/ 1 AUX 1016-1
- 101351-3 MOLA AG 1157 FX 8 FLS 8.500 TR 1038
- 100316-0 MOLA AG 1157-01 CAM LEVE1 TR 1038/43
- 100317-8 MOLA AG 1157-02 CAM LEVE2 TR 1038/43
- 101603-2 MOLA AG 1157-07 CAM LEVE 7 TR 1038-7
- 100556-1 MOLA AG 1199-01 MICRO MA 8.5 T TR 1034-1
- 100557-0 MOLA AG 1199-02 MICRO MA 8.5 T TR 1034-2
- 101489-7 MOLA AG 1199-RF MIC MA 8.5 T TR 1034-2R/49
- 101104-9 MOLA AG 1199-05 MIC MA 8.5 T TR 1034-5
- 007244-3 MOLA AG 1200-01 VOLARE 1 DT 1026-1
- 007245-1 MOLA AG 1200-02 VOLARE 2 DT 1026-2
- 101239-8 MOLA AG 1200-05 VOLARE 5 DT 1026-5
- 101106-5 MOLA AG 1200-FX MICRO 5 FLS DT 1026
- 006742-3 MOLA AG 1201-01 VOLARE A8 1 TR 1030/42
- 006743-1 MOLA AG 1201-02 VOLARE A8 2 TR 1030-2/42
- 101269-0 MOLA AG 1201-06 VOLARE A8 6 TR 1032-6
- 101270-3 MOLA AG 1201-07 VOLARE A8 7 TR 1032-7
- 100141-8 MOLA AG 1203 FX 10 FLS VOL A8 TR 1040-R
- 101055-7 MOLA AG 1205-01 MICRO A8 TR 1040-1
- 101056-5 MOLA AG 1205-02 MICRO A8 TR 1040-2
- 100157-4 MOLA AG 1205-02R VOLARE A8 TR 1040-02R
- 100158-2 MOLA AG 1205-03 VOLARE A8 TR 1040-03
- 100159-0 MOLA AG 1205-04 VOLARE A8 TR 1040-04
- 100160-4 MOLA AG 1205-05 VOLARE A8 TR 1040-05
- 100161-2 MOLA AG 1205-06 VOLARE A8 TR 1040-06
- 100162-0 MOLA AG 1205-07 VOLARE A8 TR 1040-07
- 100163-9 MOLA AG 1205-08 VOLARE A8 TR 1040-08
- 100164-7 MOLA AG 1205-09 MICRO A8 TR 1040-9

CHEVROLET

- 008171-0 MOLA CH 1400-01 C10 1 TR 2000-1
- 100756-4 MOLA CH 1400-02 C10 2 TR 2000-2V
- 101340-8 MOLA CH 1400-02R C10 TR 2002-2R
- 101874-4 MOLA CH 1400-FX C10/D10 8FLS TR 2000
- 002016-8 MOLA CH 1401-01 D10/D20 80/91 1 TR 2002-1
- 002525-9 MOLA CH 1401-02V D10/D20 2 TR 2002-2V
- 007977-4 MOLA CH 1401-03 D10/D20 3 TR 2002-3
- 008100-0 MOLA CH 1401-04 D10/D20 4 TR 2002-4
- 008101-9 MOLA CH 1401-05 D10/D20 5 TR 2002-5
- 101571-0 MOLA CH 1401-06 D10/D20 6 TR 2002-6
- 100854-4 MOLA CH 1401-FX 10FL TR D10/20 /91 2002-R
- 002529-1 MOLA CH 1402-01 D20 91/92 1 TR 2004-1
- 002533-0 MOLA CH 1402-02V D20 2 TR 2004-2
- 007978-2 MOLA CH 1402-03 D20 3 TR 2004-3
- 101271-1 MOLA CH 1403 FX D20 6 FLS 2008
- 002614-0 MOLA CH 1403-01 D20 93/ 1 TR 2008-1
- 002627-1 MOLA CH 1403-02P D20 2 TR 2008-2
- 007979-0 MOLA CH 1403-03 D20 3 TR 2008-3
- 100049-7 MOLA CH 1403-04 D20 4 TR 2008-4
- 100776-9 MOLA CH 1403-05 D20 5 TR 2008-5
- 100777-7 MOLA CH 1403-06 D20 6 TR 2008-6
- 101549-4 MOLA CH 1405 FX 510 4 FLS 2010
- 006450-5 MOLA CH 1405-01 510 1 TR 2010-1
- 006451-3 MOLA CH 1405-02 510 2 TR 2010-2
- 006453-0 MOLA CH 1405-02P 510 2 TR VIR 2010-2V
- 006452-1 MOLA CH 1405-03 510 3 TR 2010-3
- 007355-5 MOLA CH 1405-04 510 4 TR 2010-4
- 101544-3 MOLA CH 510 98/05 3 TR 2011-03
- 101416-1 MOLA CH 1406 FX BLAZER 4 FLS 2016
- 006454-8 MOLA CH 1406-01 BLAZER 1 TR 2016-1
- 006455-6 MOLA CH 1406-02P BLAZER 2 TR VIR 2016-2V
- 101212-6 MOLA CH 1451-01 SILVERADO 1 TR 2014-1
- 101213-4 MOLA CH 1451-02 SILVERADO 2 TR 2014-2
- 007377-6 MOLA CH 1500-01 D40 1 TR 2052-1
- 007378-4 MOLA CH 1500-02 D40 2 TR 2052-2
- 007379-2 MOLA CH 1600-01 6500 1 DT 2102-1
- 007517-5 MOLA CH 1600-02 6500 2 DT 2102-2
- 007380-6 MOLA CH 1601-01 6500 1 TR 2104-1
- 007518-3 MOLA CH 1601-02 6500 2 TR 2104-2
- 004019-3 MOLA CH 1604-01 D60 72/76 1 DT 2202-1
- 004593-4 MOLA CH 1604-02P D60 72/76 2 DT 2202-2V
- 004596-9 MOLA CH 1605-01 D60/ 72/76 1 TR 2204-1
- 002017-6 MOLA CH 1605-02P D60 72/76 2 TR 2204-2V
- 101688-1 MOLA CH 1605-03 D60 72/76 3 TR 2204-3
- 101315-7 MOLA CH 1606-01 D60/ 72/76 1 AUX 2206-1
- 101316-5 MOLA CH 1606-02 D60/ 72/76 1 AUX 2206-2
- 004594-2 MOLA CH 1608-01 DETR 77/86 1 DT 2208-1
- 004595-0 MOLA CH 1608-02 DETR 77/86 2 DT 2208-2
- 002526-7 MOLA CH 1609-01 DETR 1 TR 2212-1
- 002528-3 MOLA CH 1609-02 DETR 2 TR 2212-2
- 007365-2 MOLA CH 1609-03 DETR 3 TR 2212-3
- 002524-0 MOLA CH 1609-14 DET 14 TR 76,20X11,1X760 2210-E
- 002018-4 MOLA CH 1610-01 D11000/ 1 DT 2214-1
- 007364-4 MOLA CH 1610-02 D11000/ 2 DT 2214-2
- 002019-2 MOLA CH 1611-13 D11000/ TR 76,2X12,7X735 2216-E
- 007381-4 MOLA CH 1614-01 D11000/ TR 2216-1
- 007382-2 MOLA CH 1614-03 D11000/ TR 2216-3
- 100773-4 MOLA CH 1980-01 CORSA 1 TR 1980-1
- 100774-2 MOLA CH 1980-02 CORSA 2 TR 1980-2
- 100775-0 MOLA CH 1980-03 CORSA 3 TR 1980-3

FORD

- 006258-8 MOLA FO 2600-01 PAMPA 1 TR 3002/594
 006259-6 MOLA FO 2600-02P PAMPA 2 TR VIR 3002-2V
 006574-9 MOLA FO 2600-03 PAMPA 3 TR 3002-3
 006575-7 MOLA FO 2600-04 PAMPA 4 TR 3002-4
 002020-6 MOLA FO 2750-01 F1000 /93 1 TR 3008/584
 007677-5 MOLA FO 2750-02 F1000 /93 2 TR 3008-2
 002021-4 MOLA 2750-02P F1000 /93 2 TR VIR 3008-2V/584
 001928-3 MOLA FO 2750-03 F1000 /93 3 TR 3008-3
 001929-1 MOLA FO 2750-04 F1000 /93 4 TR 3008-4
 101705-5 MOLA FO 2750-FX F1000 /93 10FLS TR 3008-R
 007353-9 MOLA FO 2601-01 COURIER 1 TR 3009-1
 100632-0 MOLA FO 2601-02 COURIER 2 TR 3009-2
 101026-3 MOLA FO 2601-02V COURIER 2 TR 3009-2V
 101591-5 MOLA FO 2601-FX COURIER 2FLS TR 3009
 004598-5 MOLA FO 2901-01 F350/2000-AG TR 3010-1/530
 006587-0 MOLA FO 2901-02P F350/2000 TR 3010-2V
 101712-8 MOLA FO 2901-10 F350/2000-AG TR 3010-10
 101208-8 MOLA FO 2901-FX 10 FLS F350/2000 3010
 007519-1 MOLA FO 2900-01 F350 1 DT 3012-1
 007520-5 MOLA FO 2900-02P F350 2 DT VIR 3012-2V
 002022-2 MOLA FO 2903-01 F4000 /90 1 TR 3018/447
 003273-5 MOLA FO 2903-02 F4000 /90 2 TR 3018/447
 002023-0 MOLA FO 2903-02P F4000 /90 TR 3018-2V/447
 000285-2 MOLA FO 2903-03 F4000 /90 3 TR 3018-3/447
 000286-0 MOLA FO 2903-04 F4000 /90 4 TR 3018-4/447
 001930-5 MOLA FO 2903-05 F4000 /90 5 TR 3018-5/447
 008177-9 MOLA FO 2903-FOR TR F4000 13 FLS 3018
 100097-7 MOLA FO 2903-FOR TR F4000 14 FLS 3018-R
 004597-7 MOLA FO 2904-01 F4000 /90 1 ALIX 3020-1/461
 100514-6 MOLA FO 2904-02 F4000 /90 2 ALIX 3020-2/461
 100473-5 MOLA FO 2904-FOR F4000 /90 ALIX 9 FLS 3020
 000287-9 MOLA FO 2905-01 F4000 9V/ 1 TR 3022-1
 006673-7 MOLA FO 2905-02 F4000 9V/ 2 TR 3022-2
 008008-0 MOLA FO 2752-01 F1000 94/ 1 TR 3026-1
 008009-8 MOLA FO 2752-02 F1000 94/ 2 TR 3026-2
 101415-3 MOLA FO 2752-05 F1000 94/ 5 TR 3026-5
 008056-0 MOLA FO 2753-01 F1000 97/ 1 TR 3028-1
 008057-8 MOLA FO 2753-02 F1000 97/ 2 TR 3028-2
 100333-0 MOLA FO 2753-03 F1000 97/ 3 TR 3028-3
 100334-8 MOLA FO 2753-04 F1000 97/ 4 TR 3028-4
 006460-2 MOLA FO 2700-01 RANGER 1 TR 3030-1
 006461-0 MOLA FO 2700-02 RANGER 2 TR 3030-2
 006462-9 MOLA FO 2700-02P RANGER 2 VIR 3030-2V
 006463-7 MOLA FO 2700-03 RANGER 3 TR 3030-3
 008102-7 MOLA FO 2754-01 F250 99/ 1 TR 3032-1
 008103-5 MOLA FO 2754-02 F250 2 TR 3032-2
 100778-5 MOLA FO 2754-02R F250 2 TR 3032-2R
 008104-3 MOLA FO 2852-01 F350 99/ 1 TR 3034-1
 008105-1 MOLA FO 2852-02 F350 2 TR 3034-2V
 008106-0 MOLA FO 2908-01 F450/F4000 99/ 1 TR 3038-1
 008107-8 MOLA FO 2908-02 F450/F4000 99/ 2 TR 3038-2V
 101715-2 MOLA FO 3001-02 F600 /72 2 TR 3044-2
 101716-0 MOLA FO 3001-03 F600 /72 3 TR 3044-3
 002025-7 MOLA FO 3004-01 F600/ 72/ 1 DT 3048-1
 002682-4 MOLA FO 3004-02 F600/ 72/ 2 DT 3048-2
 007384-9 MOLA FO 3004-03 F600/ 72/ 3 DT 3048-3
 007385-7 MOLA FO 3004-04 F600/ 72/ 4 DT 3048-4
 007386-5 MOLA FO 3004-05 F600/ 72/ 5 DT 3048-5
 100664-9 MOLA FO 3004-10 F600/ 72/ 10 DT 3048-10
 100665-7 MOLA FO 3004-11 F600/ 72/ 11 DT 3048-11
 100024-1 MOLA 3004-01B DT F1000/12000/13000 3050-1
 101077-8 MOLA 3004-02B F1000/12000/13000 3050-2
 101078-6 MOLA FO 3004-FX 11 FH5 F1000/12000/ 3050
 002683-2 MOLA FO 3005-01 F600/ 72/ 1 TR 3052-1
 002684-0 MOLA FO 3005-02 F600/ 72/ 2 TR 3052-2
 001931-3 MOLA FO 3006-01 F600/ 72/ 1 ALIX 3054-1
 007087-4 MOLA FO 3006-02 F600/ 72/ 2 ALIX 3054-2
 101011-5 MOLA FO F700/ 77/ 1 TR 3056-1
 101012-3 MOLA FO F700/ 77/ 2 TR 3056-2
 100070-5 MOLA FO 3100-01 FT 7000/19000 1 TR 3058-1
 001722-1 MOLA FO 3007-01 F1000/F12000 1 TR 3060-1
 001723-0 MOLA FO 3007-02 F1000/F12000 2 TR 3060-2
 001923-2 ML 3009-11 F12000/SAP TR 76X12,7X970 3060-OE
 100153-1 MOLA 3008-FX DT F12000/ 15 FLS 3062
 101086-7 MOLA 3008-FX DT F12000/ 16 FLS 3062-R
 002687-5 MOLA FO 3008-01 F12000/ 1 DT SAP 3062/788
 002688-3 MOLA FO 3008-02 F12000/ 2 DT SAP 3062/788
 100533-2 MOLA FO 3008-03 F12000/ 3 DT SAP 3062/788
 100883-8 MOLA FO 3008-04 F12000/ 4 DT SAP 3062-4
 100821-8 MOLA FO 3013-01 F14000/ 99/ 1 DT 3068-1
 100822-6 MOLA FO 3013-02 F14000/ 99/ 2 DT 3068-2
 100823-4 MOLA FO 3014-01 F14000/ 1 TR 3070-1
 100824-2 MOLA FO 3014-02 F14000/ 2 TR 3070-2
 006578-1 MOLA FO 3011-01 F12000/ 99/ 1 DT 3074-1
 006579-0 MOLA FO 3011-02 F12000/ 99/ 2 DT 3074-2
 100817-0 MOLA FO 3012-01 F12000/ 1 TR 3076-1
 100818-8 MOLA FO 3012-02 F12000/ 2 TR 3076-2
 100819-6 MOLA FO 3015-01 F12000/16000 1 ALIX 3078-1
 100820-0 MOLA FO 3015-02 F12000/16000 2 ALIX 3078-2
 003323-5 MOLA FO 3200-01 CG 1113/ 1 DT 3202-1/128/627
 003324-3 MOLA FO 3200-02 CG 1113/ 2 DT 3202-2
 001932-1 MOLA FO 3200-03 CG 1113/ 3 DT 3202-3
 003325-1 MOLA FO 3200-04 CG 1113/ 4 DT 3202-4
 100809-7 MOLA FO 3200-05 CG 1113/ 5 DT 3202-5
 100565-0 MOLA FO 3200-06 CG 1113/ 6 DT 3202-6
 100510-3 MOLA 3200-RF CG 1113/ DT 730X770X11 3202-2R
 006285-5 MOLA 3300-RF CG 16170/ DT 730X770X11 3202-2R
 101259-2 MOLA FO 3200-FX 6 FLS 24250/31230 DT 5436
 100979-6 MOLA FO 3210-01 CG 1313/ 1 TR 3204-1/FO717
 100980-0 MOLA FO 3210-02 CG 1313/ 2 TR 3204-2
 100981-8 MOLA FO 3210-03 CG 1313/ 3 TR 3204-3/FO717
 100982-6 MOLA FO 3210-04 CG 1313/ 4 TR 3204-4/FO717
 100983-4 MOLA FO 3210-05 CG 1313/ 5 TR 3204-5
 100984-2 MOLA FO 3210-06 CG 1313/ 6 TR 3204-6/FO717
 101679-2 MOLA FO 3210-07 CG 1313/ 7 TR 3204-7/FO717
 101134-0 MOLA FO 3210-10 CG 1313/ 10 TR 3204-10
 101750-0 MOLA 3210-RF CG 1313/ TR 1540X14,3 2R 3204/717
 002026-5 MOLA 3201-11 CG 1113/ TR 76X14,30X1107 3204-OE
 001941-0 MOLA FO 3201-01 CG 1113/ 1 TR 3205-1
 001943-7 MOLA FO 3201-02 CG 1113/ 2 TR 3205-2
 100985-0 MOLA FO 3201-03 CG 1113/ 3 TR 3205-3
 100986-9 MOLA FO 3201-04 CG 1113/ 4 TR 3205-4
 100855-2 MOLA FO 3201-05 CG 1113/ 5 TR 3205-5
 001927-5 MOLA FO 3399-01 CG 2218 3º EXO 3208-1
 101103-0 MOLA FO 3399-02 CG 2218 3º EXO 3208-2
 101585-0 MOLA FO 3399-06 CG 2218 3º EXO 3208-6
 006568-4 MOLA 3303-01 CG/MW16170/ 1 DT 3220-1/139/38
 006569-2 MOLA 3303-02 CG/MW16170/ 2 DT 3220/139/38
 006570-6 MOLA FO 3303-03 CG/MW16170/ 3 DT 3220/38
 006571-4 MOLA FO 3303-04 CG/MW16170/ 4 DT 3220/38
 006572-2 MOLA FO 3303-05 CG/MW16170/ 5 DT 3220/38

(...) FORD

100796-3 MOLA 3303-06 CG/VW/16170/ 6 DT 3220/139/38
 006573-0 ML 3303-RF CG/VW/DT 730X770X12,7 3220-2R/38
 003272-7 MOLA FO 3400-01 CG 2322/ TRAÇADO 3400-1
 101066-2 MOLA FO 3247-01 CG FX 8 FLS TR 1317E 5410
 007389-0 MOLA FO 3247-01 CG 1419 1 TR 5410-1
 007516-7 MOLA FO 3247-02 CG 1419 2 TR 5410-2
 000290-9 MOLA FO 3249-01 CG 1415/1422 1 DT 5413-1
 000293-3 MOLA FO 3249-02 CG 1415/1422 2 DT 5413-2
 000294-1 MOLA FO 3249-03 CG 1415/1422 3 DT 5413-3
 001948-8 MOLA FO 3213-01 CG 1215 1 TR 5418-1/VW4
 007388-1 MOLA FO 3213-02 CG 1215 2 TR 5418-2/VW4
 101635-0 MOLA FO 3214-01 AUX CG 1215 5421-1
 003074-0 MOLA FO 3250-01 CG 1415/1422 1 TR 5430-1
 101553-2 MOLA VW 6449-1 TK FO/VW/TANDEN 5454-1
 101554-0 MOLA VW 6455-1 VW/FO TRAÇADO 8651-1
 101559-1 MOLA VW 6455-7 VW/FO TRAÇADO 8651-7

FIAT / IVECO

100813-7 MOLA FT 3570-01 DT FT120/140 2516-1
 100814-5 MOLA FT 3570-02 DT FT120/140 2516-2
 100195-7 MOLA FT UNO/PREMIO TR 2539-1
 100196-5 MOLA FT UNO/PREMIO TR 2539-2
 101074-3 MOLA FT ELBA/FIOR/PANOR TR 2540-1
 101075-1 MOLA FT ELBA/FIOR/PANOR TR 2540-2
 101076-0 MOLA FT ELBA/FIOR/PANOR TR 2540-3
 101725-0 MOLA FT DT IV EUROTECH 450 E37 2541-1
 101726-8 MOLA FT DT IV EUROTECH 450 E37 2541-2
 101755-1 MOLA FT TR IV EUROTECH 450 E37 2542-1
 101756-0 MOLA FT TR IV EUROTECH 450 E37 2542-2
 101733-0 MOLA IVECO EUROTECH 450 1 AUX 2544-1
 101734-9 MOLA IVECO EUROTECH 450 2 AUX 2544-2
 101728-4 ML DT IV EUROCARGO 150E18/160E21 2546-1
 101727-6 ML DT IV EUROCARGO 150E18/160E21 2546-2
 200836-0 MOLA KLL TK IV 11X76,2X610X540 2PV 2548-1

GMC

101291-6 MOLA GM 3750-01 12170/14190 1 DT 2230-1
 101292-4 MOLA GM 3750-02 12170/14190 2 DT 2230-2
 101408-0 MOLA GM 3749-01 12170 1 DT 2231-1
 101409-9 MOLA GM 3749-02 12170 2 DT 2231-2
 006697-4 MOLA GM 3762-01 15190 1 TR 2232-1
 006877-2 MOLA GM 3762-02 15190 2 TR 2232-2
 100342-9 MOLA GM 3762-02V 15190 2 TR 2232
 006693-1 MOLA GM 3751-01 12170/ 1 TR 2233-1
 006694-0 MOLA GM 3751-02 12170/ 2 TR 2233-2
 007363-6 MOLA GM 3751-RF 12170/ TR 2233-2R
 006696-6 MOLA GM 3763-01 15190 1 AUX 2234-1
 100338-0 MOLA GM 3763-02 15190 2 AUX 2234-2
 100336-4 MOLA GM 3763-03 15190 3 AUX 2234-3
 100337-2 MOLA GM 3763-04 15190 4 AUX 2234-4
 006695-8 MOLA GM 3763-FX 15190 AUX 2234
 007820-4 MOLA GM 3761-01 15190 1 DT 2238-1
 007821-2 MOLA GM 3761-02 15190 2 DT 2238-2

DODGE

007521-3 ML DO 2050-01 D400 1 DT 2306-1
 007522-1 ML DO 2050-02P D400 2 DT 2306-2V
 007523-0 ML DO 2051-01 D400 1 TR 2308-1
 007524-8 ML DO 2051-02P D400 2 TR 2308-2
 101671-7 ML DO 2150-01 D900/950 1 DT 2318-1
 101678-4 ML DO 2150-02 D900/950 2 DT 2318-2
 101672-5 ML DO 2150-03 D900/950 3 DT 2318-3
 003067-8 ML DG 2101-02 D700/900-EP900 2 TR 2320-2
 101675-0 ML DO DAKOTA 1 TR 2330-1

TOYOTA

007459-4 ML 5607-01 E-P UP BAND 82/92 1 DT 6306-1
 007460-8 ML 5607-02 E-P UP BAND 82/92 2 DT 6306-2
 007709-7 ML 5607-03 E-P UP BAND 82/92 3 DT 6306-3
 100312-7 ML 5607-04 E-P UP BAND 82/92 4 DT 6306-4
 007461-6 ML 5610-01 P UP BAND 82/92 1 TR 6308-1
 007462-4 ML 5610-02 P UP BAND 82/92 2 TR 6308-2
 007710-0 ML 5610-03 P UP BAND 82/92 3 TR 6308-3
 101341-6 ML 5614-01 BAND 93/94 CAB DPL 1 DT 6310-1
 101342-4 ML 5614-02 BAND 93/94 CAB DPL 2 DT 6310-2
 101883-3 ML 5614-06 BAND 93/94 CAB DPL 6 DT 6310/90
 007463-2 ML 5612-01 P UP BAND 93/94 1 DT 6312-1
 007464-0 ML 5612-02 P UP BAND 93/94 2 DT 6312-2
 007712-7 ML 5612-03 P UP BAND 93/94 3 DT 6312-3
 007465-9 ML 5613-01 P UP BAND 93/94 1 TR 6314-1
 007466-7 ML 5613-02 P UP BAND 93/94 2 TR 6314-2
 007711-9 ML 5613-03 P UP BAND 93/94 3 TR 6314-3
 101740-3 ML 5602-01 E-P UP BAND 1 DT 69/82 6320-1
 101741-1 ML 5602-02 E-P UP BAND 2 DT 69/82 6320-2
 101276-2 ML 5602-FX 5 FLS E-P UP DT 6320
 007526-4 ML 5603-01 P UP BAND 69/82 1 TR 6322-1
 100077-2 ML 5603-02 P UP BAND 69/82 2 TR 6322-2
 101352-1 ML 5608-01 E-P UP 1 TR 6326-1
 101353-0 ML 5608-02 E-P UP 2 TR 6326-2
 100310-0 ML 3880-01 HILLUX DT 4X4 95/99 6334-1
 100311-9 ML 3880-02 HILLUX DT 4X4 95/99 6334-2
 100935-4 ML 3880-03 HILLUX DT 4X4 95/99 6334-3
 100936-2 ML 3880-04 HILLUX DT 4X4 95/99 6334-4
 101100-6 ML 3880-FX HILLUX DT 4X4 95/99 6334-FX
 100937-0 ML 3881-01 HILLUX TR 4X4 95/99 6336-1
 100938-9 ML 3881-02 HILLUX TR 4X4 95/99 6336-2
 100939-7 ML 3881-03 HILLUX TR 4X4 95/99 6336-3
 100940-0 ML 3881-04 HILLUX TR 4X4 95/99 6336-4
 101258-4 ML 3881-FX HILLUX TR 4X4 95/99 6336-FX
 100245-7 ML 3870-01 HILLUX TR CAB DP 2.4 94/99 6338-1
 100246-5 ML 3870-02 HILLUX TR CAB DP 2.4 94/99 6338-2
 100247-3 ML 3883-01 HILLUX TR CAB DP 2.8 97/04 6342-1
 100248-1 ML 3883-02 HILLUX TR CAB DP 2.8 97/04 6342-2
 101016-6 ML 3883-03 HILLUX TR CAB DP 2.8 97/04 6342-3
 101040-9 ML 3883-04 HILLUX TR CAB DP 2.8 97/04 6342-4
 100249-0 ML HILLUX TR 4X4 TUR 2005/2006 6360-1
 101684-9 ML HILLUX TR 4X4 TUR 2005/2006 6360-2R
 100250-3 ML HILLUX TR 4X4 TUR 2005/2006 6360-2V
 102139-7 ML HILLUX TR 4X4 TUR 2005/2006 6360-3
 101414-5 ML HILLUX TR 4X4 TUR 2005/2006 6360-4
 101543-5 ML HILLUX TR 4X4 TUR 2005/2006 6360-5

MERCEDES BENZ

101528-1	MOLA MB 4500-01 CAB 1113/ 4002-1
000242-9	MOLA MB 4500-FX CAB 1113/ 4002
006576-5	MOLA MB 4700-FX CAB 1924/1934 (tolho) 4004
100616-9	MOLA MB 4501-01 CAB 1224/ 4006-1
100832-3	MOLA MB 4501-03 CAB 1224/ 4006-3
000246-1	MOLA MB 4501-FX CAB 1224/1935 (2olho) 4006
101001-8	MOLA MB FURGÃO SPR 420/ 1 TR 4007-1
101002-6	MOLA MB FURGÃO SPR 420/ 2 TR 4007-2
100109-4	MOLA MB 3950-01 MB 180D 1 TR 4008-1
100110-8	MOLA MB 3950-02 MB 180D 2 TR 4008-2
008028-4	MOLA MB 3970-01 SPR 310/ 1 TR 4009-1
008121-3	MOLA MB 3970-02 SPR 310/ 2 TR 4009-2
100569-3	MOLA MB 3970-03 SPR 310/ 3 TR 4009-3
002027-3	MOLA MB 4000-01 608 1 DT 4010/309
002028-1	MOLA MB 4000-02 608 2 DT 4010/309
100261-9	MOLA MB 4000-RF 608 DT 4010-2R
001949-6	MOLA MB 4000-03 608 3 DT 4010-3
001979-8	MOLA MB 4000-04 608 4 DT 4010-4
001980-1	MOLA MB 4000-05 608 5 DT 4010-5
001990-9	MOLA MB 4000-06 608 6 DT 4010-6
100020-9	MOLA MB 4000-RRF 608 DT 9 FLS 4010-R
008169-8	MOLA MB 4000-FX 608 DT 11 FLS 4010-RR
006685-0	MOLA MB 3969-01 SPR 310/ 1 DT 4011/24
006686-9	MOLA MB 3969-02 SPR 310/ 2 DT 4011-2
007822-0	MOLA MB 3969-03 SPR 310/ 3 DT 4011-3
002029-0	MOLA MB 4001-01 608 1 TR 4012/319
002030-3	MOLA MB 4001-02 608 2 TR 4012/319
006286-3	MOLA MB 4001-RF 608 TR 4012-2R
000002-7	MOLA MB 4001-03 608 3 TR 4012-3
000018-3	MOLA MB 4001-04 608 4 TR 4012-4
001991-7	MOLA MB 4001-05 608 5 TR 4012/319
100318-6	MOLA MB 4001-06 608 6 TR 4012-6
100846-3	MOLA MB 4001-07 608 7 TR 4012-7
100847-1	MOLA MB 4001-08 608 8 TR 4012-8
101165-0	MOLA MB 4001-FX 608 10 FLS TR 4012-RR
101522-2	MOLA MB MICRO ONIBUS MB-412 1 TR 4013-1
101523-0	MOLA MB MICRO ONIBUS MB-412 2 TR 4013-2
002484-8	MOLA MB 4002-01 608 1 ALIX 4014-1
100752-1	MOLA MB 4002-FX ALIX 608 5 FLS 4014
002485-6	MOLA MB 4003-01 709 1 DT 4016-1
002487-2	MOLA MB 4003-02 709 2 DT 4016-2
007391-1	MOLA MB 4003-03 709 3 DT 4016-3
007392-0	MOLA MB 4003-04 709 4 DT 4016-4
007395-4	MOLA MB 4004-01 709/914C 1 TR 4018-1/838
007396-2	MOLA MB 4004-02 709/914C 2 TR 4018-2/838
100751-3	MOLA MB 4004-RF 709 TR 4018-2R
007393-8	MOLA MB 4004-03 709/914C 3 TR 4018-3
007394-6	MOLA MB 4004-04 709/914C 4 TR 4018-4
100872-2	MOLA MB 4004-05 712/914C 5 TR 4018-5
101413-7	MOLA MB 4004-06 709/914 6 TR 4018-6
100753-0	MOLA MB 4050-01 L-912 DT 4020-1
100754-8	MOLA MB 4050-02 L-912 2 DT 4020-2
100804-8	MOLA MB 4050-RF L-912 2R DT 4020-2R
100803-0	MOLA MB 4050-03 L-912 3 DT 4020-3
101410-2	MOLA MB 4051-07 712/914C 7 TR 4022-7
00284-9	MOLA MB 4005-FX ALIX 709/914 4024
101412-9	MOLA MB 4003-03 709/712 3 TR 4026-03
101411-0	MOLA MB 4003-04 709/712 4 TR 4026-04
007356-3	MOLA MB 4009-01 712/914C 1 DT 4027-1
007357-1	MOLA MB 4009-02 712/914C 2 DT 4027-2
100869-2	MOLA MB 4009-RF 712/914C DT 4027-2R
008019-5	MOLA MB 4009-03 712/914C 3 DT 4027-3
100868-4	MOLA MB 4009-04 712/914C 4 DT 4027-4
008020-9	MOLA MB 4009-05 712/914C 5 DT 4027-5
002490-2	MOLA MB 4007-01 710/914 1 TR 4028-1
002534-8	MOLA MB 4007-02 710/914 2 TR 4028-2
101849-3	MOLA MB 4051-RF 710/914 3 TR 4028-2R
101848-5	MOLA MB 4051-03 710/914 3 TR 4028-3
101583-4	MOLA MB 4051-04 710/914 4 TR 4028-4
101584-2	MOLA MB 4051-05 710/914 5 TR 4028-5
006687-7	MOLA MB 4010-06 712/914C TR 4028-6
002488-0	MOLA MB 4006-01 710 1 DT 4029-1
007989-8	MOLA MB 4006-02 710 2 DT 4029-2
100864-1	MOLA MB 4006-RF 710 DT 4029-2R
100862-5	MOLA MB 4006-03 710 3 DT 4029-3
100863-3	MOLA MB 4006-04 710 4 DT 4029-4
101587-7	MOLA MB 4054-03 914/1114 3 DT 4030-3
101588-5	MOLA MB 4054-04 914/1114 4 DT 4030-4
101589-3	MOLA MB 4054-05 914/1114 5 DT 4030-5
101590-7	MOLA MB 4054-06 914/1114 6 DT 4030-6
101004-2	MOLA MB 4007-02R 710 TR 4032-2R
100865-0	MOLA MB 4007-03 710 3 TR 4032-3
100866-8	MOLA MB 4007-04 710 4 TR 4032-4
100867-6	MOLA MB 4007-05 710 5 TR 4032-5
100865-8	MOLA MB 4007-06 710 6 TR 4032-6
004600-0	MOLA MB 4100-01 1111 1 DT 4050-1
002033-8	MOLA MB 4100-02 1111 2 DT 4050-2
002034-6	MOLA MB 4100-03 1111 3 DT 4050-3
002035-4	MOLA MB 4100-04 1111 4 DT 4050-4
002036-2	MOLA MB 4100-05 1111 5 DT 4050-5
100643-6	MOLA MB 4100-06 1111 6 DT 4050-6
002037-0	MOLA MB 4101-01 1111 1 TR 4052-1
002046-0	MOLA MB 4104-01 1113 1 ALIX 4054/125
002047-8	MOLA MB 4104-02 1113 2 ALIX 4054-2
005244-2	MOLA MB 4104-03 1113 3 ALIX 4054-3
004681-7	MOLA MB 4104-04 1113 4 ALIX 4054-4
101831-0	MOLA MB 4104-05 1113 5 ALIX 4054-5
002038-9	MOLA MB 4102-01 1113 1 DT 4056/104
002039-7	MOLA MB 4102-02 1113 2 DT 4056/104
006469-6	MOLA MB 4102-RF 1113 DT 4056-2R/104
002040-0	MOLA MB 4102-03 1113 3 DT 4056/104
002041-9	MOLA MB 4102-04 1113 4 DT 4056/104
002206-3	MOLA MB 4102-05 1113 5 DT 4056/104
002215-2	MOLA MB 4102-06 1113 6 DT 4056/104
002237-3	MOLA MB 4102-07 1113 7 DT 4056/104
101577-0	MOLA MB 4102-10 1113 10 DT 4056-10
008114-0	MOLA MB 4102-FX 11 FLS 1113 DT 4056-R
000868-0	MOLA MB 4103 FX 10 FLS 1113 TR 4058-R
100528-6	MOLA MB 4103 FX 11 FLS 1113 TR 4058-RR
002042-7	MOLA MB 4103-01 1113 1 TR 4058/115
002043-5	MOLA MB 4103-02 1113 2 TR 4058/115
006288-0	MOLA MB 4103-RF 1113 TR 4058-2R/115
002044-3	MOLA MB 4103-03 1113 3 TR 4058-3/115
002045-1	MOLA MB 4103-04 1113 4 TR 4058-4/115
005247-7	MOLA MB 4103-05 1113 5 TR 4058-5/115
002250-0	MOLA MB 4103-06 1113 6 TR 4058-6/115
008098-5	MOLA MB 4103-07 1113 7 TR 4058-7/115
008099-3	MOLA MB 4103-08 1113 8 TR 4058-8/115
002048-6	MOLA MB 4200-01 1313/LPO 1 DT 4062/208
002049-4	MOLA MB 4200-02 1313/LPO 2 DT 4062-2/208
002063-0	MOLA MB 4200-RF 1313/LPO DT 4062-2R/208

002050-8	MOLA MB 4200-03 1313/LPO 3 DT 4062-3/208	101771-3	MOLA MB 4451-09 2635 LS 9 TR 4101-9
002051-6	MOLA MB 4200-04 1313/LPO 4 DT 4062-4/208	101772-1	MOLA MB 4451-10 2635 LS 10 TR 4101-10
000295-0	MOLA MB 4200-05 1313/LPO 5 DT 4062-5/208	101773-0	MOLA MB 4451-11 2635 LS 11 TR 4101-11
000296-8	MOLA MB 4200-06 1313/LPO 6 DT 4062-6/208	101774-8	MOLA MB 4451-12 2635 LS 12 TR 4101-12
101389-0	MOLA MB 4200-07 1313/LPO 7 DT 4062-7/208	101775-6	MOLA MB 4451-13 2635 LS 13 TR 4101-13
002052-4	MOLA MB 4201-01 1313/1418 1 TR 4064-1	002921-1	MOLA MB 4603-01 1924 1 DT 4102-1
002053-2	MOLA MB 4201-02 1313/1418 2 TR 4064-2	002922-0	MOLA MB 4603-02 1924 2 DT 4102-2
002054-0	MOLA MB 4201-03 1313/1418 3 TR 4064-3	100335-6	MOLA MB 4603-03 1924 3 DT 4102-3
007397-0	MOLA MB 4201-04 1313/1418 4 TR 4064-4	002997-1	MOLA MB 4604-01 1924 1 TR 4104-1
100177-9	MOLA MB 4201-05 1313/1418 5 TR 4064-5	003001-5	MOLA MB 4604-02 1924 2 TR 4104-2
100178-7	MOLA MB 4201-06 1313/1418 6 TR 4064-6	003004-0	MOLA MB 4605-01 1924 1 ALIX 4106-1
002055-9	MOLA MB 4202-01 1313/1418 1 ALIX 4066-1/MB226	101863-9	MOLA MB 4607-01 1929/1934 1 TR 4110-1/MB816
005245-0	MOLA MB 4202-02 1313/1418 2 ALIX 4066-2/MB226	101132-4	MOLA MB 4607-06 1932/1934 1 TR 4110-6
005246-9	MOLA MB 4202-03 1313/1418 3 ALIX 4066-3/MB226	002059-1	MOLA MB 4608-01 1932/1934 1 ALIX 4112-1
002718-9	MOLA MB 4202-04 1313/1418 4 ALIX 4066-4/MB226	000949-0	MOLA MB 4609-01 1935/1941 1 DT 4114-1
002719-7	MOLA MB 4202-05 1313/1418 5 ALIX 4066-5/MB226	007442-0	MOLA MB 4609-02 1935/1941 2 DT 4114-2
002726-0	MOLA MB 4202-06 1313/1418 6 ALIX 4066-6	101069-7	MOLA MB 4609-03 1935/1941 3 DT 4114-3
000326-3	MOLA MB 4300-03 1513/2220 3 DT 4068-3	101070-0	MOLA MB 4609-04 1935/1941 4 DT 4114-4
000327-1	MOLA MB 4300-04 1513/2220 4 DT 4068-4	101071-9	MOLA MB 4609-05 1935/1941 5 DT 4114-5
000328-0	MOLA MB 4300-05 1513/2220 5 DT 4068-5	100910-9	MOLA MB 4609-12 1935/1941 12 DT 4114-12
000329-8	MOLA MB 4300-06 1513/2220 6 DT 4068-6	101407-2	MOLA MB 4612-07 1935/1941 7 DT 4115-07
007402-0	MOLA MB 4300-07 1513/2220 7 DT 4068-7	007424-1	MOLA MB 4616-01 1935 1 TR 4116-1 FR/CI
007403-9	MOLA MB 4300-08 1513/2220 8 DT 4068-8	006677-0	MOLA MB 4610-01 1935/1941 1 TR 4116-1
101118-9	MOLA MB 4300 FX 10 FLS 1518 DT 4068	007443-8	MOLA MB 4610-02 1935/1941 2 TR 4116-2
002056-7	MOLA MB 4301-01 1513/1518 1 TR 4070-1/346	101406-4	MOLA MB 4613-03 1935/1941 3 TR 4117-3
002057-5	MOLA MB 4301-02 1513/1518 2 TR 4070-2	101405-6	MOLA MB 4613-04 1935/1941 4 TR 4117-4
007404-7	MOLA MB 4301-03 1513/1518 3 TR 4070-3	101394-7	MOLA MB 4613-05 1935/1941 5 TR 4117-5
007405-5	MOLA MB 4301-04 1513/1518 4 TR 4070-4	007426-8	MOLA MB 4617-01 1935 1 ALIX 4119-1
007406-3	MOLA MB 4301-05 1513/1518 5 TR 4070-5	100931-1	MOLA MB 4617-02 1935 2 ALIX 4119-2
007362-8	MOLA MB 4302-01 1513/ 1 ALIX 4072-1	100932-0	MOLA MB 4617-03 1935 3 ALIX 4119-3
007407-1	MOLA MB 4302-02 1513/ 2 ALIX 4072-2	100933-8	MOLA MB 4617-04 1935 4 ALIX 4119-4
007408-0	MOLA MB 4302-03 1513/ 3 ALIX 4072-3	000366-2	MOLA MB 4308-01 1214/1620 1 DT M16 4120-1/47
101529-0	MOLA MB 4302-06 1513/ 3 ALIX 4072-6	001337-4	MOLA MB 4308-02 1214/1621 2 DT 4120-2/47
100475-1	MOLA 4551-01 1518/1621-OF1315/ M16 TR 4076/470	100262-7	MOLA MB 4308-RF 1214/1621 DT 4120-2R
100476-0	MOLA MB 4551-02 1518/1621 2 TR 4076-2	002458-9	MOLA MB 4308-03 1214/1621 3 DT 4120-3
008007-1	MOLA MB 4301-R1 1513/ TR 4076-2R	003075-9	MOLA MB 4308-04 1214/1621 4 DT 4120-4
000367-0	MOLA MB 4550-01 1313/1625 1 TR 4082-1	002483-0	MOLA MB 4308-05 1214/1621 5 DT 4120-5
000371-9	MOLA MB 4550-02 1313/1625 2 TR 4082-2	006674-5	MOLA MB 4308-06 1214/1624 6 DT 4120-6
006294-4	MOLA MB 4312-01 1620/ 1 TR 4086-1/7	100313-5	MOLA MB 4121-R FX 9FL L1418/L1633 DT 4121-R
006295-2	MOLA MB 4312-02 1620/ 2 TR 4086-2/7	101738-1	MOLA MB 1418/1633 70X180X1720 1 DT 4121-1
006296-0	MOLA MB 4312-03 1620/ 3 TR 4086-3	101739-0	MOLA MB 1418/1633 70X180X1720 2 DT 4121-2
007361-0	MOLA MB 4313-01 1620/1714K 1 ALIX 4088-1	000309-3	MOLA MB 4204-01 1214/1618 1 TR 4122-1 M18
100047-0	MOLA MB 4106-01 L1214/1215/1218 1 TR 4092-1	000320-4	MOLA MB 4204-02 1214/1618 2 TR 4122-2
100048-9	MOLA MB 4106-02 L1214/1215/1218 2 TR 4092-2	007398-9	MOLA MB 4204-03 1214/1618 3 TR 4122-3
100859-5	MOLA MB 4403-01 2218/2325 1 TR 4097-1	007399-7	MOLA MB 4204-04 1214/1618 4 TR 4122-4
101482-0	MOLA MB 4404-05 L-2318/ 5 TR 4099-5	006458-0	MOLA MB 4502-01 CAB 1214/ 4123
004604-3	MOLA MB 4400-01 2013/ 1 TR 4100-1	007412-8	MOLA MB 4305-01 1614/ 1 ALIX 4124-1
002058-3	MOLA MB 4400-02 2013/ 2 TR 4100-2	006459-9	MOLA MB 4503-01 CAB 712C/1214/1418 4125-1
004605-1	MOLA MB 4400-03 2013/ 3 TR 4100-3	007413-6	MOLA MB 4306-01 1630/1714/1721 1 DT 4126-1
007553-1	MOLA MB 4400-04 2013/ 4 TR 4100-4/372	007414-4	MOLA MB 4306-02 1630/1714/1721 2 DT 4126-2
100662-2	MOLA MB 4400-05 2013/ 5 TR 4100-5/372	007574-4	MOLA MB 4306-03 1630/1714/1721 3 DT 4126-3
100663-0	MOLA MB 4400-06 2013/ 6 TR 4100-6/372	007648-1	MOLA MB 4306-04 1630/ 4 DT 4126-4
101868-0	MOLA MB 4400-07 2013/ 7 TR 4100-7/372	100793-9	MOLA MB 4306-05 1630/ 5 DT 4126-5
101869-8	MOLA MB 4400-08 2013/ 8 TR 4100-8/372	100794-7	MOLA MB 4306-06 1630/ 6 DT 4126-6
100858-7	MOLA MB 4451-01 2635 LS 1 TR 4101-1	100795-5	MOLA MB 4306-07 1630/ 7 DT 4126-7
101764-0	MOLA MB 4451-02 2635 LS 2 TR 4101-2	006289-8	MOLA MB 4315-01 1720/ 1 DT 4127-1/MB113-t20
101765-9	MOLA MB 4451-03 2635 LS 3 TR 4101-3	006290-1	MOLA MB 4315-02 1720/ 2 DT 4127-2/MB113
101766-7	MOLA MB 4451-04 2635 LS 4 TR 4101-4	006291-0	MOLA MB 4315-03 1720/ 3 DT 4127-3/MB113
101767-5	MOLA MB 4451-05 2635 LS 5 TR 4101-5	006292-8	MOLA MB 4315-04 1720/ 4 DT 4127-4/MB113
101768-3	MOLA MB 4451-06 2635 LS 6 TR 4101-6	006293-6	MOLA MB 4315-05 1720/ 5 DT 4127-5/MB113
101769-1	MOLA MB 4451-07 2635 LS 7 TR 4101-7	000321-2	MOLA MB 4205-01 1214/1618 1 ALIX 4130-1
101770-5	MOLA MB 4451-08 2635 LS 8 TR 4101-8	007400-4	MOLA MB 4205-02 1214/1618 2 ALIX 4130-2



- 007401-2 MOLA 4205-03 1214/1618 3 AUX 4130-3
- 007418-7 MOLA 4558-01 1630 1 TR 4132-1 C/MEC
- 007419-5 MOLA 4558-02 1630 2 TR 4132-2
- 007423-3 MOLA 4559-01 1630 1 AUX 4136-1
- 007548-5 MOLA 4109-01 1214C/ 70X14X1720 1 DT 4140/116/9
- 007549-3 MOLA 4109-02 1214C/ 70X14X1720 2 DT 4140/116/9
- 101576-1 MOLA 4109-09 1214C/ 9 DT 4140-9
- 100045-4 MOLA 4110-01 1214C/1218 1 TR 4142-1/10
- 100046-2 MOLA 4110-02 1214C/1218 2 TR 4142-2/10
- 101098-0 MOLA 1938 6 DT 4150-6
- 100967-2 MOLA 4404-01 2328/ 1 TR 4162-1
- 100968-0 MOLA 4404-02 2328/ 2 TR 4162-2
- 100969-9 MOLA 4404-03 2328/ 3 TR 4162-3
- 100970-2 MOLA 4404-04 2328/ 4 TR 4162-4
- 100971-0 MOLA 4404-05 2328/ 5 TR 4162-5
- 100909-5 MOLA 4750-FX 10 FLS OF-1113 DT 4502-R
- 101046-8 MOLA 4750-FX 11 FLS OF-1113 DT 4502-RR
- 002064-8 MOLA 4751-01 LPO 1113 1 TR 4504/113
- 004601-9 MOLA 4751-02 LPO 1113 2 TR 4504-2
- 000372-7 MOLA 4751-03 LPO 1113 3 TR 4504-3
- 000373-5 MOLA 4751-04 LPO 1113 4 TR 4504-4
- 006672-9 MOLA 4751-05 LPO 1113 5 TR 4504-5
- 007764-0 MOLA 4751-06 LPO 1113 6 TR 4504-6
- 101022-0 MOLA 4751-07 LPO 1113 7 TR 4504-7
- 101047-6 MOLA 4751-FX 13 FLS OF-1113 TR 4504-R
- 002633-6 MOLA 4903-01 OF/ 1313 70X14X1900 1 DT 4506-1
- 004602-7 MOLA 4903-02 OF/ 1313 70X14X1900 2 DT 4506-2
- 008060-8 MOLA 4900-03 OF/ 1313 3 DT 4506-3
- 008061-6 MOLA 4900-04 OF/ 1313 4 DT 4506-4
- 008062-4 MOLA 4900-05 OF/ 1313 5 DT 4506-5
- 008063-2 MOLA 4900-06 OF/ 1313 6 DT 4506-6
- 005253-1 MOLA 4903-08 OF/ 1313 70X14X840 8 DT 4506-8
- 008064-0 MOLA 4900-R1 OF/ 1313 DT 4506-2R
- 008065-9 MOLA 4900-R2 OF/ 1313 DT 4506-3R
- 002065-6 MOLA 4904-01 OF/ 1313/ 80X13X1900 1 TR 4508
- 003031-7 MOLA 4904-02 OF/ 1313/ 80X13X1900 2 TR 4508
- 101028-0 MOLA 4903-FX 11 FLS OF 1313/ DT 4510
- 005248-5 MOLA 4903-03 OF/ 1313 70X14X1810 3 DT 4514-3
- 005249-3 MOLA 4903-04 OF/ 1313 70X14X1650 4 DT 4514-4
- 005250-7 MOLA 4903-05 OF/ 1313 70X14X1440 5 DT 4514-5
- 005251-5 MOLA 4903-06 OF/ 1313 70X14X1240 6 DT 4514-6
- 005252-3 MOLA 4903-07 OF/ 1313 70X14X1040 7 DT 4514-7
- 002066-4 MOLA 4904-03 OF/ 1313/ 80X13X1890 3 TR 4516-3
- 007451-9 MOLA 4904-04 OF/ 1313/ 80X13X1740 4 TR 4516-4
- 007452-7 MOLA 4904-05 OF/ 1313/ 80X13X1600 5 TR 4516-5
- 008076-4 MOLA 4904-06 OF/ 1313/ 80X13X1440 6 TR 4516-6
- 008077-2 MOLA 4904-07 OF/ 1313/ 80X13X1280 7 TR 4516-7
- 008078-0 MOLA 4904-08 OF/ 1313/ 80X13X1120 8 TR 4516-8
- 008079-9 MOLA 4904-R2 OF/ 1313/ 80X13X1810 TR 4516-3R
- 007540-0 MOLA 4804-01 0364/365 1 TR 4518-1
- 007541-8 MOLA 4804-02 0364/365 2 TR 4518-2
- 100023-3 MOLA 4803-01 O-355/362/OH-355 4522-1
- 100031-4 MOLA 4803-02 O-355/362/OH-355 4522-2
- 101125-1 MOLA 4803-10 O-355/362/OH-355 4522-10
- 007447-0 MOLA 4906-01 OF1315/1620 70X16X1900 1 DT 4530-1
- 007448-9 MOLA 4906-02 OF 1315/ 70X16X1900 2 DT 4530-2
- 007449-7 MOLA 4907-01 OF 1315/ 80X16X1900 1 TR 4536-1
- 007450-0 MOLA 4907-02 OF 1315/ 80X16X1900 2 TR 4536-2
- 100840-4 MOLA 4907-04 OF 1315/ 80X18X1360 4 TR 4536-4
- 100839-0 MOLA 4907-05 OF 1315/ 80X18X1160 5 TR 4536-5A
- 100838-2 MOLA 4907-06 OF 1315/ 80X18X960 6 TR 4536-6A
- 100837-4 MOLA 4907-07 OF 1315/ 80X18X760 7 TR 4536-7A



- 100836-6 MOLA 4907-08 OF 1315/ 80X18X540 8 TR 4536-8A
- 007427-6 MOLA 4952-01 OF 1620 80X16X1900 1 DT 4538
- 007428-4 MOLA 4952-02 OF 1620 80X16X1900 2 DT 4538-2
- 007429-2 MOLA 4953-01 OF 1620/ 80X14X1900 1 TR 4540/117
- 007430-6 MOLA 4953-02 OF 1620/ 80X14X1900 2 TR 4540/117
- 101637-7 MOLA 4953-05 OF 1620/ 80X16X1460 5 TR 4540-5
- 100844-7 MOLA 4953-06 OF 1620/ 80X16X1320 6 TR 4540-6
- 100845-5 MOLA 4953-07 OF 1620/ 80X16X1140 7 TR 4540-7
- 101532-0 MOLA 4953-08 OF 1620/ 80X27X960 8 TR 4540-8
- 101533-8 MOLA 4953-09 OF 1620/ 80X27X560 9 TR 4540-9
- 101534-6 MOLA 4951-10E OF 1620/ 80X16X160 10 TR 4540-10
- 100841-2 MOLA 4951-8E OF 1620/ 80X16X960 8 TR 4541-8
- 100842-0 MOLA 4951-9E OF 1620/ 80X16X750 9 TR 4541-9
- 100843-9 MOLA 4953-10E OF 1620/ 80X16X560 10 TR 4541-10
- 007433-0 MOLA 4955-01 OF 1620 80X15X1900 1 TR 4552-1
- 007434-9 MOLA 4955-02 OF 1620 80X15X1900 2 TR 4552-2
- 101665-2 MOLA 4955-02R OF 1620 80X15X1860 TR 4552-2R
- 007839-5 MOLA 4955-03 OF 1620 80X15X1750 3 TR 4552-3
- 007840-9 MOLA 4955-04 OF 1620 80X15X1590 4 TR 4552-4
- 007841-7 MOLA 4955-05 OF 1620 80X15X1440 5 TR 4552-5
- 100251-1 MOLA 4955-06 OF 1620 80X15X1280 6 TR 4552-6
- 100252-0 MOLA 4955-07 OF 1620 80X15X1120 7 TR 4552-7
- 100253-8 MOLA 4955-08 OF 1620 80X30X960 8 TR 4552-8
- 101368-8 MOLA 4910-03 OF 1417/1418/ 70X16X1400 DT 4554-3
- 101369-6 MOLA 4910-04 OF 1417/1418/ 70X16X1200 DT 4554-4
- 101370-0 MOLA 4910-05 OF 1417/1418/ 70X16X990 DT 4554-5
- 101371-8 MOLA 4910-06 OF 1417/1418/ 70X16X780 DT 4554-6
- 101372-6 MOLA 4910-07 OF 1417/1418/ 70X16X580 DT 4554-7
- 007453-5 MOLA 4958-01 OF 1721 80X14X1720 1 DT 4560-1
- 007454-3 MOLA 4958-02 OF 1721 80X14X1720 2 DT 4560-2
- 101580-0 MOLA 4958-06 OF 1721 80X15X800 6 DT 4560-6
- 101579-6 MOLA 4958-07 OF 1721 80X15X600 7 DT 4560-7
- 101387-4 MOLA 4958-08 OF 1721 80X15X400 8 DT 4560-8
- 101581-8 MOLA 4958-09 OF 1721 80X13X160 9 DT 4560-9
- 101721-7 MOLA 4959-01 OF 1721 80X15X1900 1 TR 4562
- 007455-1 MOLA 4959-01 OF 1721 80X15X1900 1 TR PL 4562-1A
- 007456-0 MOLA 4959-02 OF 1721 80X15X1900 2 TR 4562-2
- 101666-0 MOLA 4959-03A OF 1721 80X15X1900 TR PL 4562-3A
- 101483-8 MOLA 4913-03 OH-1420/ 3 TR 4572-3
- 101484-6 MOLA 4913-04 OH-1420/ 4 TR 4572-4



The first Mercedes logo



Old Mercedes logo



Old Benz logo



Mercedes-Benz centennial logo



The current logo

VOLKSWAGEN

100547-2	MOLA DT 1 VW CG 814/815 3104-1	100972-9	MOLA VW 6300-03 1130/14210 3 DT 5402/18
100548-0	MOLA DT 2 VW CG 814/815 3104-2	100973-7	MOLA VW 6300-04 1130/14210 4 DT 5402-4
007496-9	MOLA VW 6407-01 16220 1 DT 3202-1	100974-5	MOLA VW 6300-05 1130/14210 5 DT 5402-5
007492-6	MOLA VW 6405-01 16170/17210 1 DT 3220-1	100975-3	MOLA VW 6300-06 1130/14210 6 DT 5402-6
007493-4	MOLA VW 6405-02 16170/17210 2 DT 3220-2	100976-1	MOLA VW 6300-07 1130/14210 7 DT 5402-7
007494-2	MOLA VW 6405-03 16170/17210 3 DT 3220-3	100658-4	MOLA VW 6301-01 1130/13130 1 TR 5404-1
007495-0	MOLA VW 6405-04 16170/17210 4 DT 3220-4	100659-2	MOLA VW 6301-02 1130/13130 2 TR 5404-2
002675-1	MOLA VW 6680-01 16180 BUS 1 DT 3250-1/132	100825-0	MOLA VW 6301-03 1130/13130 3 TR 5404-3
002689-1	MOLA VW 6680-02 16180 BUS 2 DT 3250-2/132	100826-9	MOLA VW 6301-04 1130/13130 4 TR 5404-4
006567-6	MOLA 6680-RF 16180 BUS DT 1650x12,7 3250-2R	100827-7	MOLA VW 6302-01 1130/13130 1 ALX 5406-1
002690-5	MOLA VW 6680-03 16180 BUS 3 DT 3250-3/132	100828-5	MOLA VW 6302-02 1130/13130 2 ALX 5406-2
002692-1	MOLA VW 6680-04 16180 BUS 4 DT 3250-4/132	100829-3	MOLA VW 6302-03 1130/13130 3 ALX 5406-3
008145-3	MOLA VW 6680-05 16180 BUS 5 DT 3250-5/132	007359-8	MOLA VW 6350-01 14150/ 1 DT 5413-1
006566-8	MOLA VW 6680-06 16180 BUS 6 DT 3250-6/132	007360-1	MOLA VW 6350-02 14150/ 2 DT 5413-2
100771-8	MOLA 6680-FX 7 FLS 15.180/16.230 DT 3250-R	002554-2	MOLA VW 6303-01 1140/12140 1 DT 5414/134
002916-5	MOLA VW 6681-01 16180 BUS 1 TR 3252-1/133	003053-8	MOLA VW 6303-02 1140/12140 2 DT 5414/134
002918-1	MOLA VW 6681-02 16180 BUS 2 TR 3252-2	101599-0	MOLA VW 6303-02R 1140/12140 DT 5414-2R
100465-4	ML 6681-03 16180 BUS 3 TR 76X14,3X1740 3252-3	002556-9	MOLA VW 6303-03 1140/12140 3 DT 5414-3
101787-0	ML 6681-04 16180 BUS 4 TR 76X14,3X1620 3252-4	002557-7	MOLA VW 6303-04 1140/12140 4 DT 5414-4
100467-0	ML 6681-05 16180 BUS 5 TR 76X14,3X1500 3252-5	100617-7	MOLA VW 6303-05 1140/12140 5 DT 5414-5
101788-8	ML 6681-06 16180 BUS 6 TR 76X14,3X1380 3252-6	100614-2	MOLA VW 6303-06 1140/12140 6 DT 5414-6
101789-6	ML 6681-07 16180 BUS 7 TR 76X14,3X1240 3252-7	100111-6	MOLA VW 12.140/13.180 1 DT 80X16X1700 5416-1
002885-1	ML 6681-08 16180 BUS 8 TR 76X13X1505 3252-E	100112-4	MOLA VW 12.140/13.180 2 DT 80X16X1700 5416-2
101790-0	ML 6681-09 16180 BUS 9 TR 76X14,3X1100 3252-9	100339-9	MOLA VW 5416-03 12.140/13.180 3 DT 5416-3
101096-4	ML VW 6681-10 16180 BUS 10 TR 3252-10/133	100340-2	MOLA VW 5416-04 12.140/13.180 4 DT 5416-4
101097-2	MOLA VW 6681-11 16180 BUS 11 TR 3252-11/133	100341-0	MOLA VW 5416-05 12.140/13.180 5 DT 5416-5
002727-8	MOLA VW 6200-01 680/7110 1 DT 5302-1	100781-5	MOLA VW 5416-06 12.140/13.180 6 DT 5416-6
002082-6	MOLA VW 6200-02 680/7110 2 DT 5302-2	101751-9	MOLA 5416-RF 12140/13180 740X820X12,7 DT 2R
003255-7	MOLA VW 6199-03 680/690 3 DT 5302-3	007488-8	MOLA VW 6304-01 1140/12140 1 TR 5418-1
003256-5	MOLA VW 6199-04 680/690 4 DT 5302-4	007489-6	MOLA VW 6304-02 1140/12140 2 TR 5418-2
007973-1	MOLA VW 6199-FX 680/7110 DT 5302-RR	002729-4	MOLA VW 6304-06 1140/12140 TR EST 5418-OE
002085-0	MOLA VW 6201-01 680/7110 1 TR 5304-1	002730-8	ML 6307-06 1140/ 6 TR 76X16X1170 5418-OE/VW
002086-9	MOLA VW 6201-02 680/7110 2 TR 5304-2	008036-5	MOLA VW 6400-01 1130/ROD 1 TR 5420-1
003089-9	MOLA VW 6201-03 680/7110 3 TR 5304-3	008037-3	MOLA VW 6400-02 1130/ROD 2 TR 5420-2
003090-2	MOLA VW 6201-04 680/7110 4 TR 5304-4	006801-2	MOLA VW 6401-01 1130/14210 1 ALX 5422-1
003088-0	MOLA VW 6200-03 680/7110 3 DT 5306-3	100050-0	MOLA VW 6401-02 1130/14210 2 ALX 5422-2
006878-0	MOLA VW 6200-04 680/7110 4 DT 5306-4	006802-0	MOLA VW 6401-03 1130/14210 3 ALX 5422-3
000869-9	MOLA VW 6200-05 680/7110 5 DT 5306-5	007497-7	MOLA VW 6358-01 14150/14220 1 TR 5430-1
100768-8	MOLA VW 6200-06 680/7110 6 DT 5306-6	007498-5	MOLA VW 6358-02 14150/14220 2 TR 5430-2
006543-9	MOLA VW 6204-01 7100/8150/ 1 TR 5310/124	002745-6	ML 6358-11 14150/ TR 76,20X11,10X910 5430-OE
006544-7	MOLA VW 6204-02 7100/8150/ 2 TR 5310/124	007358-0	MOLA VW 6351-01 14150/ 1 TR 5444-1
101264-9	MOLA 6204-2R 7100/8150/ 2R TR 5310-2R/124-2A	100629-0	MOLA VW 6351-06 14150/ 6 TR 5444-6
007482-9	MOLA VW 6204-03 7100/8150 3 TR 5310-3/124	100630-4	MOLA VW 6351-07 14150/ 7 TR 5444-7
007483-7	MOLA VW 6204-04 7100/8150 4 TR 5310/124	006741-5	MOLA VW 6683-01 16210 BUS 1 TR 5452-1
100156-6	MOLA VW 6204-05 7100/8150 5 TR 5310/124	007823-9	ML 6683-08 16210 BUS TR 76,2X14X1445 5452-OE
100474-3	MOLA VW 6204-06 7100/8150 6 TR 5310-6		
101703-9	MOLA VW 6204-FX 7100/8150/ FX TR 5310		
007486-1	MOLA VW 6205-01 7100/8150 1 ALX 5316-1		
007487-0	MOLA VW 6205-02 7100/8150 3 ALX 5316-2		
007504-3	MOLA VW 6601-01 8140 MICRO 1 TR 5320-1		
007505-1	MOLA VW 6601-02 8140 MICRO 2 TR 5320-2		
007529-9	MOLA VW 6601-03 8140 MICRO 3 TR 5320-3		
007530-2	MOLA VW 6601-04 8140 MICRO 4 TR 5320-4		
201192-1	MOLA VW AMAROK TR 163-04 70X14X980		
201193-0	MOLA VW AMAROK TR 163-05 70X14X560		
200801-7	MOLA VW AMAROK TR 5330-01		
200802-5	MOLA VW AMAROK TR 5330-02		
002088-5	MOLA VW 6300-01 1130/14210 1 DT 5402-1/VW18		
002089-3	MOLA 6300-02 1130/14210 2 DT 5402-2/VW18		
100977-0	MOLA 6300-02R 1130/14210 DT 5402-2R/18-2A		



SCANIA

- 002067-2 MOLA SV 5300-01 110 1 DT 5002-1
 002068-0 MOLA SV 5300-02 110 2 DT 5002-2
 100950-8 MOLA SV 5300-03 110 3 DT 5002-3
 100951-6 MOLA SV 5300-04 110 4 DT 5002-4
 002069-9 MOLA SV 5301-01 110/111 1 TR 5004-1
 002070-2 MOLA SV 5301-02 110/111 2 TR 5004-2
 002071-0 MOLA SV 5301-03 110/111 3 TR 5004-3
 002072-9 MOLA SV 5301-04 110/111 4 TR 5004-4
 002073-7 MOLA SV 5301-05 110/111 5 TR 5004-5
 002074-5 MOLA SV 5302-01 110/111 1 AUX 5006-1
 100952-4 MOLA SV 5302-02 110/111 2 AUX 5006-2
 100953-2 MOLA SV 5302-03 110/111 3 AUX 5006-3
 100954-0 MOLA SV 5302-04 110/111 4 AUX 5006-4
 100955-9 MOLA SV 5302-FOR 110/111 AUX 5006
 006264-2 MOLA SV 5304-01 140 1 DT 5008-1
 006265-0 MOLA SV 5304-02 140 2 DT 5008-2
 002075-3 MOLA SV 5303-01 111 1 DT 5010-1
 002076-1 MOLA SV 5303-02 111 2 DT 5010-2
 100002-0 MOLA SV 5303-03 111 3 DT 5010-3
 002077-0 MOLA SV 5306-01 112/142 1 DT 5012-1
 004603-5 MOLA SV 5306-02 112/142 2 DT 5012-2
 101391-2 MOLA SV 5306-04 112/142 4 DT 5012-4
 002080-0 MOLA SV 5308-01 112/142 1 AUX 5016-1
 003034-1 MOLA SV 5308-02 112/142 2 AUX 5016-2
 002081-8 MOLA SV 5308-03 112/142 3 AUX 5016-3
 006319-3 MOLA SV 5308-04 112/142 4 AUX 5016-4
 006320-7 MOLA SV 5308-05 112/142 5 AUX 5016-5
 006321-5 MOLA SV 5308-06 112/142 6 AUX 5016-6
 002078-8 MOLA SV 5310-01 112/142 1 TR 1780MM 5014-1
 002079-6 MOLA SV 5310-02 112/142 2 TR 1780MM 5014-2
 003033-3 MOLA SV 5310-03 112/142 3 TR 1560MM 5014-3
 006315-0 MOLA SV 5310-04 112/142 4 TR 1320MM 5014-4
 006316-9 MOLA SV 5310-05 112/142 5 TR 1200MM 5024-5
 006317-7 MOLA SV 5310-06 112/142 6 TR 980MM 5024-6
 006318-5 MOLA SV 5310-07 112/142 7 TR 770MM 5014-7
 007729-1 MOLA SV 5310-08 112/142 8 TR 520MM 5014-8
 003183-6 MOLA SV 5311-01 LT112 (TRAC) 1 TR 5072-1
 101152-9 MOLA SV 5451-01 L-110/111/116 1 TR 5062-1
 101514-1 FX MOLA SV ONIBUS TRUCK 5064



VOLVO

- 007467-5 MOLA VL 5903-01 N12 1 DT 5608-1
 007468-3 MOLA VL 5903-02 N12 2 DT 5608-2
 007469-1 MOLA VL 5904-01 N12 1 TR 5610-1
 007470-5 MOLA VL 5904-02 N12 2 TR 5610-2
 007471-3 MOLA VL 5905-01 N12 1 AUX 5612-1
 101723-3 ML VL 5909-01 NL10/12 TRAC 6X4 1 DT 5613-1
 101724-1 ML VL 5909-02 NL10/12 TRAC 6X4 2 DT 5613-2
 007472-1 MOLA VL 5906-01 NL10/400 1 DT 5614-1
 007473-0 MOLA VL 5906-02 NL10/400 2 DT 5614-2
 007474-8 MOLA VL 5907-01 NL10/400 1 TR 5616-1 C/BU
 007475-6 MOLA VL 5907-02 NL10/400 2 TR 5616-2
 007476-4 MOLA VL 5908-01 NL10/12 1 AUX 5618-1
 101621-0 MOLA VL 5910-01 NL10/12 TR 5630-01
 101568-0 MOLA VL 5910-03 NL10/12 TR 5630-03
 101569-9 MOLA VL 5910-04 NL10/12 TR 5630-04
 101570-2 MOLA VL 5910-08 NL10/12 TR 5630-08
 101057-3 MOLA VL 5910-FOR NL10/12 TR 5630
 007477-2 MOLA VL 5911-01 FH/NH 1 DT 5634-1
 007478-0 MOLA VL 5911-02 FN/NH 2 DT 5634-2
 101735-7 MOLA VL 6000-01 B10/B58 BUS 1 DT 5652-1
 101736-5 MOLA VL 6000-02 B10/B58 BUS 2 DT 5652-2
 101552-4 MOLA VL 6001-01 B10/B58 BUS 1 TR 5654-1
 101732-2 MOLA VL 6001-02 B10/B58 BUS 2 TR 5654-2



WILLYS / REBOQUES / CARRETINHAS

- 101328-9 MOLA 6699-01 JEEP 1 TR 6004-1 (Reboque)
 101329-7 MOLA 6699-02 JEEP 2 TR 6004-2V (Reboque)
 007506-0 MOLA WI 6700-01 JEEP 1 DT 6006-1
 007507-8 MOLA WI 6700-02 JEEP 2 DT 6006-2
 007531-0 MOLA WI 6700-03 JEEP 3 DT 6006-3
 007532-9 MOLA WI 6700-04 JEEP 4 DT 6006-4
 006447-5 MOLA WI 6700-FX REB 3 FLS 6011
 006448-3 MOLA WI 6700-FX REB 4 FLS 6011-R
 006449-1 MOLA WI 6700-FX REB 5 FLS 6011-RR
 005476-3 MOLA WI 6701-01 JEEP 1 TR * 6008-1
 005477-1 MOLA WI 6701-02 JEEP 2 TR VIR 6008-2 *
 100881-1 MOLA WI 6800-01 P/UP 1 DT 6010-1
 100882-0 MOLA WI 6800-02 P/UP 2 DT 6010-2
 101518-4 MOLA WI 6802-01 P/UP 1 DT 6014-1
 005478-0 MOLA WI 6803-01 RURAL 1 TR 6012-1
 005479-8 MOLA WI 6803-02 RURAL 2 TR VIR 6012-2
 101520-6 MOLA WI 6803-03 RURAL 3 TR 6012-3
 101519-2 MOLA WI 6803-05 RURAL 5 TR 6012-5
 101567-2 MOLA WI 6803-07 RURAL 7 TR 6012-7
 100656-8 MOLA WI 6804-01 P/UP 1 DT 6020-1
 100880-3 MOLA WI 6804-02 P/UP 2 DT 6020-2
 101296-7 MOLA WI 6804-03 P/UP 3 DT 6020-3
 006589-7 MOLA WI 6805-01 P/UP 1 DT 6021-1
 006590-0 MOLA WI 6805-02 P/UP 2 DT 6021-2
 006591-9 MOLA WI 6806-01 P/UP 1 TR 6022-1
 006592-7 MOLA WI 6806-02 P/UP 2 TR VIR 6022-2V
 005480-1 MOLA WI 6807-01 RURAL 1 TR 3006-1
 005481-0 MOLA WI 6807-02 RURAL 2 TR VIR 3006-2V
 101597-4 FX MOLA CARRETINHA REB 4 FLS 41031
 101612-1 FX MOLA CARRETINHA REB 4 FLS 41092-R
 102144-3 MOLA CR ROBOQUE UTILITARIO 1 TR 9710-1

GUERRA

002728-6 ML GU 7400-01 TK 12X880X540 8003-1
 002538-0 ML GU 7400-02 TK 12X80X810X500 8003/711
 002539-9 ML GU 7400-03 TK 12X80X720X460 8003/711
 002540-2 ML GU 7400-04 TK 12X80X630X420 8003/711
 002541-0 ML GU 7400-05 TK 12X80X540X370 8003/711
 005960-9 ML GU 7436-01 TK 3/8X90X850X520 8009-1
 005955-2 ML GU 7402-01 TK 13X80X850X525 8013-1
 005957-9 ML GU 7402-04 TK 13X80X650X380 8013-4
 007510-8 ML GU 7438-01 TK 7/16X90X860X540 8017-1
 002090-7 ML GU 7450-01 SR 1/2X545X640 8037-1
 100545-6 ML GU 7450-03 SR 1/2X640X415 8037-3

002542-9 ML GU 7450-04 SR 1/2X430X370 8037-4
 002543-7 ML GU 7450-05 SR 1/2X367X313 8037-5
 004606-0 ML GU 7451-01 SR 1/2X545X545 8039/458
 101729-2 ML GU SR 7451-FXR 10FL 3M 1/2X550X550 8039-R
 004607-8 ML GU 7452-01 SR PL 7/16X530X530 8043-1
 002544-5 ML GU 7452-04 SR PL 1/2X375X375 8043-4
 002545-3 ML GU 7452-05 SR PL 1/2X325X325 8043-5
 100764-5 ML GU SR PL 7/16X560X560 8046-1/560/730
 101867-1 ML GU SR PL FXR 10FL 3M 7/16X560X560 8046-R
 005959-5 ML GU 7453-01 SR PL 7/16X553X553 8053-1/SR609
 100034-9 ML GU 7650-01 SR 10X90X700X553 8054/608
 002547-0 ML GU 7435-01 TK 3/8X90X790X760 8901-1



RANDON

005954-4 ML RA 9102-01 TK 12X930X520 8639/539
 007367-9 ML RA 9102-03 TK 12X830X460 8639-3
 007554-0 ML RA 9102-04 TK 12X720X400 8639/539
 007555-8 ML RA 9102-05 TK 12X610X350 8639-5/TR539
 008003-9 ML RA 9102-FX TK RIN 11 FLS 8639RR
 101404-8 ML RA 9101-01 TK 12X900X530 8645-1/TR580
 101508-7 ML RA 9101-02 TK 12X855X490 8645/549
 101509-5 ML RA 9101-03 TK 12X725X450 8645/549
 101510-9 ML RA 9101-04 TK 12X660X410 8645/549
 101511-7 ML RA 9101-05 TK 12X595X370 8645/549
 007974-0 ML RA 9102-06 TK 12X530X330 8645/549
 007975-8 ML RA 9102-07 TK 12X465X290 8645/549
 007976-6 ML RA 9102-08 TK 12X400X250 C/F 8645-8
 101562-1 ML RA 9102-09 TK 12X330X200 8645-9
 101512-5 ML RA 9102-10 TK 12X270X160 8645-10
 101513-3 ML RA 9102-11 TK 12X200X120 8645-11
 007826-3 ML RA 9105-01 TK 12X870X530V SUSP 8646-1
 007512-4 ML RA 9104-01 TK 10X90X830X545 8648/143
 101300-9 ML RA 9104-04 TK 11X90X600X415 8648-4
 101301-7 ML RA 9104-05 TK 11X90X535X370 8648-5
 101302-5 ML RA 9104-06 TK 11X90X470X325 8648-6
 101303-3 ML RA 9104-07 TK 11X90X405X280 8648-7
 101298-3 ML RA 9104-FX TK SUSPENSV5 11 FLS 8648
 005961-7 ML RA 9135-01 TK 11X90X740X560 8649-1
 101539-7 ML RA 9135-03 TK 11X90X670X480 8649-3
 101485-4 ML RA 9135-07 TK 11X90X380X280 8649-7
 101486-2 ML RA 9135-08 TK 11X90X320X240 8649-8
 101538-9 ML RA 9135-09 TK 11X90X240X200 8649-9
 101540-0 ML RA 9135-10 TK 11X90X180X160 8649-10
 101541-9 ML RA 9135-11 TK 11X90X120X120 8649-11
 101265-7 ML RA 9135-FX TK 11 FLS 8649
 007511-6 ML RA 9103-01 TK 10X90X750X545 8650-1/142
 007824-7 ML RA 9180-01 TK INDEP C/OLHO 8653-1

100957-5 ML RA TK SUSP 12X100X720X570 8658-1/133
 101392-0 ML RA TK SUSP 12X100X432X356 8658-4
 100956-7 ML RA TK SUSP 12X100X820X570 8660-1
 101393-9 ML RA TK SUSP 12X100X353X252 8660-5
 007514-0 ML RA 9168-01 SR 11X90X565X565 8661-1/513
 101730-6 ML RA 9168-FX 11FL 3M SR 11X90X565X565 8661
 101547-8 ML RA SR PL 3/8X710X565 99/02 8663-01
 101546-0 ML RA PL SR 3/8X565X565 99/03 8665-01
 101545-1 ML RA 3/8X725X565 98/03 8667-01
 100155-8 ML RA 3/8X700X590 1970/ SR 8673-1
 100568-5 ML RA 3/8X620X540 1970/ SR 8673-3
 002098-2 ML RA 9150-01 SR 3/8X680X580 8674/107
 002099-0 ML RA 9150-03 SR 3/8X620X540 8674-3
 002100-8 ML RA 9150-04 SR 3/8X580X500 8674-4
 002101-6 ML RA 9150-05 SR 3/8X520X460 8674-5
 003791-5 ML RA 9150-06 SR 3/8X480X420 8674-6
 004684-1 ML RA 9150-09 SR 3/8X330X300 8674-9
 002103-2 ML RA 9151-01 SR 3/8X580X580 8675-1
 003479-7 ML RA 9151-04 SR 3/8X510X510 8675-4
 003480-0 ML RA 9151-05 SR 3/8X475X475 8675-5
 004608-6 ML RA 9152-01 LV 3/8X662X546 8677-1/SR495
 101582-6 ML RA 9152-08 LV 716X290X225 8677-08
 002104-0 ML RA 9153-01 LV 3/8X540X540 8679-1/494
 003472-0 ML RA 9154-01 SR PL 7/16X540X540 8681/498
 007968-5 ML RA 9160-01 PL 3/8X90X610X610 8682-1
 007345-8 ML RA 9155-01 PL 3/8X540X540 8683-1
 007834-4 ML RA 9950-01 PL 1/2X90X560X560 8686-1
 100948-6 ML RA 9191-01 DT R430 100X775X775 8690-1
 100949-4 ML RA 9191-04 DT R430 100X675X675 8690-4
 005962-5 ML RA 9156-01 2000 3/8X700X565 8697-1
 005963-3 ML RA 9157-01 2000 3/8X565X565 8698-1
 100772-6 ML RA 8707-01 14X90X600X600 8707-1
 101299-1 ML RA TK 13X900X540 8843-1



RODOVIARIA

002993-9 MOLA RO 9400-01 TK 12X860X540 8703-1
 003069-4 MOLA RO 9400-04 TK RD 12X660X410 8703-4
 007998-7 MOLA RO 9400-FX TK 11 FLS 8703
 001189-4 MOLA RO 9450-01 SR 7/16X580X640 8717-1
 001190-8 MOLA RO 9451-01 SR 7/16X580X580 8719-1



IMPORTADOS

- | | |
|--|--|
| 100780-7 ML NI 3834-01 NISSAN 4X4 TR 6350-1 | 101073-5 ML KI 3861-01 CERES K-2400 TR 6454-1 |
| 101008-4 ML NI 3834-02 NISSAN 4X4 TR 6350-2 | 100884-6 ML KB 3790-01 MICRO AM-825 TR 6456-1 |
| 101550-8 ML NI 3834-05 NISSAN 4X4 TR 6350-5 | 100885-4 ML KB 3790-02 MICRO AM-825 TR 6456-2 |
| 101846-7 ML NI 3836-01 FRONT 4X4 TR (OL BER) 6352-1 | 100243-0 ML KB 3852-01 BESTA C5GRAND TR 6460-1 |
| 101530-3 ML NI 3836-02 FRONT 4X4 TR (OL BER) 6352-2 | 100244-9 ML KB 3852-02 BESTA C5GRAND TR 6460-2 |
| 101832-9 ML NI 3835-01 FRONT 4X2 TR OL BERL/INV 6356-1 | 101107-3 ML BONGO K-2500 TCI TR 6466-1 |
| 101833-7 ML NI 3835-02 FRONT 4X2 TR OL BERL/INV 6356-2 | 101108-1 ML BONGO K-2500 TCI TR 6466-2 |
| 100170-1 ML KB 3840-01 BESTA 2.2 90/ TR 6426-1 | 101294-0 ML KB 3803-01 ASIA TOWNER TR 6480-1 |
| 100171-0 ML KB 3840-02 BESTA 2.2 90/ TR 6426-2 | 101295-9 ML KB 3803-02 ASIA TOWNER TR 6480-2 |
| 101825-6 ML KB 3840-03 BESTA 2.2 90/ TR 6426-3 | 100786-6 ML 3810 HYUNDAI GS/HL/LX-100/HR TR 6530-1 |
| 100779-3 ML KB 3841-01 BESTA 2.2 96/ TR 6428-1 | 101847-7 ML 3810-02 HYUNDAI LX-100 TR 6530-2 |
| 101089-5 ML KB 3841-02 BESTA 2.2 96/ TR 6428-2 | 100137-0 ML 3820-01 MITSUB L200 TR 4X2 6540-01 |
| 100172-8 ML KB 3850-01 BESTA 2.7 90/ TR 6430-1 | 100138-8 ML 3820-02 MITSUB L200 TR 4X2 6540-02 |
| 100173-6 ML KB 3850-2P BESTA 2.7 90/ TR 6430-2V | 100139-6 ML 3820-03 MITSUB L200 TR 4X4 6540-03 |
| 101072-7 ML KI 3851-01 BONGO K-2700 TR 6432-1 | 100140-0 ML 3820-04 MITSUB L200 TR 4X4 6540-04 |
| 101525-7 ML KI 3851-03 BONGO K-2700 TR 6432-3 | 100150-7 ML 3830-03 MITSUB L200 TR 4X2 6542-03 |
| 101524-9 ML KI 3851-2P BONGO K-2700 TR 6432-2V | 100149-3 ML 3830-04 MITSUB L200 TR 4X2 6542-04 |
| 100853-6 ML KB 3802-01 TOPIC FURGÃO TR 6450-1 | 101036-0 ML 38301-01 MITSUB L200 TR 4X4 6544-01 |
| | 101037-9 ML 38301-02 MITSUB L200 TR 4X4 6544-02 |



KIA MOTORS



ASIA MOTORS



HYUNDAI

DIVERSAS / TRUCK - CARRETA

- | | |
|---|--|
| 101068-9 ML ES 12X80X1400 S/FURO 5033-M | 100849-8 ML ES TK 16X80X850X500 8147-3 |
| 000020-5 ML ES 12X80X1600 S/FURO 5033-1 | 101646-6 ML FA SR 15X90X565X565 8159-1 |
| 100021-7 ML ES TK 9932-01 16X80X1500 S/FURO 5037K | 101645-8 ML FA SR 15X90X665X565 8160-01 |
| 007351-2 ML ES 3/8X90X1600 S/FURO 5039-1 | 100546-4 ML SR IDEROL 1/2X90X730X530 8233-1 |
| 007352-0 ML ES 7/16X90X1600 S/FURO 5040-1 | 004759-7 ML 8175-01 TK 16X950X550 FRIZ 8411-1 |
| 101317-3 ML ES SR 15X90X1200 S/FURO 5044-Q | 003035-0 ML 8175-02 TK 16X950X550 FRIZ 8411-2 |
| 007515-9 ML ES 9900-01 TK 12X80X1000X560 8809-1 | 004760-0 ML 8175-03 TK 16X800X480 FRIZ 8411-3 |
| 002552-6 ML ES 9901-01 TK 12X80X1000X580 8631-1 | 004761-9 ML 8175-04 TK 16X700X410 FRIZ 8411-4 |
| 101994-5 ML ES 9901-B TK 12X80X1000X600 SM191060 | 100850-1 ML KR TK 13X80X900X520 8581-1 |
| 101995-3 ML ES 9901-C TK 12X80X1000X650 SM191065 | 100851-0 ML KR TK 13X80X745X450 8581-3 |
| 002553-4 ML ES 9903-01 TK 12X80X940X540 8103-1 | 006442-4 ML VT 7306-01 TK 11X80X680X605 8647-1 |
| 100301-1 ML ES 9903-03 TK 12X80X850X490 8103-3 | 006443-2 ML VT 7306-03 TK 11X80X605X495 8647-3 |
| 100302-0 ML ES 9903-04 TK 12X80X760X450 8103-4 | 101578-8 ML VT 7306-04 TK 11X80X455X455 8647-4 |
| 100303-8 ML ES 9903-05 TK 12X80X670X400 8103-5 | 006444-0 ML VT 7306-04 TK 11X80X455X455 ORIG |
| 100304-6 ML ES 9903-06 TK 12X80X580X360 8103-6 | 101521-4 ML VT 7306-09 TK 11X80X255X255 8647-9 |
| 100305-4 ML ES 9903-07 TK 12X80X490X310 8103-7 | 002891-6 ML RC 9300-01 SR 3/8X620X540 8723-1 |
| 100306-2 ML ES 9903-08 TK 12X80X400X270 8103-8 | 003802-4 ML RC 9301-01 SR 3/8X540X540 8725-1 |
| 100307-0 ML ES 9903-09 TK 12X80X310X230 8103-9 | 100165-5 ML ES PL SR 7/16X640X540 8765 |
| 100308-9 ML ES 9903-10 TK 12X80X220X170 8103-10 | 100890-0 ML ES TK 16X80X1000X540 FRIZ 8819-1 |
| 100848-0 ML ES TK 16X80X1000X550 8147-1 | 008124-8 ML ES 9933-01 TK 16X1000X560 8825-1 |

MOLAS PARABOLICAS

VOLVO

007578-7 ML PB VL 1006-1 DT NL10/ 100X23X935X815 9841/40
007579-5 ML PB VL 1006-2 DT NL10/ 100X23X935X835 9842/40
007580-9 ML PB VL 1006-3 DT NL10/ 100X23X955X835 9843/40
007588-4 ML PB VL 1007-1 TR NL10/ 100X31X1800 9861/180
007589-2 ML PB VL 1007-2 TR NL10/ 100X31X900X925 9862/180
007590-6 ML PB VL 1007-3 TR NL10/ 100X31X1850 9863/180
007586-8 ML PB VL 1042-1 DT FH/FH 100X30X990X900 9901/130
007587-6 ML PB VL 1042-2 DT FH/FM 100X30X990X930 9902/130
101615-6 ML PB VL 1059-1 TR FH/NH 6X4 120-01
007584-1 ML PB VL 1060-1 DT LV VM17/23 80X35X1000X1000 200
007585-0 ML PB VL 1060-2 DT LV VM17/23 80X35X1000X1025 200
007661-9 ML PB VL 1061-1 TR LV RODOV 80X35X900X1060 290
007662-7 ML PB VL 1061-2 TR LV ROD/FORA 80X35X900X1060 290
007581-7 ML PB VL 1066-1 DT FH/ 100X22X990X900 210
007582-5 ML PB VL 1066-2 DT FH/ 100X22X990X930 210
007583-3 ML PB VL 1066-3 DT FH/ 100X22X1005X930 210
101560-5 ML PB VL 1070-1 DT FM/ 100X32X990X900X520 190A1-01
101561-3 ML PB VL 1070-2 DT FM/ 100X32X990X930 190A1-02
101639-3 ML PB VL 21061-1 AUX VL RODOV 80X27X784X802 280-01
101931-7 ML PB VL 21061-2 AUX VL RODOV 80X29X784X802 280-02
101535-4 ML PB VL DT FM/FH/NH 100X30X990X900 140-01
101536-2 ML PB VL DT FM/FH/NH 100X30X990X900 140-02
101537-0 ML PB VL DT FM/FH/NH 100X30X990X900 140-03
101718-7 ML PB VL DT FM/FH/NH 100X32X990X900X445 190-01
101600-8 ML PB VL DT FMt2 8X4 170A2-01
101601-6 ML PB VL DT FMt2 8X4 170A2-02
101602-4 ML PB VL DT FMt2 8X4 170A2-03
200492-5 ML PB VL VM 210/310-TRAC DT 80X35X1000X1000 310-01
200493-3 ML PB VL VM 210/310-TRAC DT 80X35X1000X1000 310-02



SCANIA

007591-4 ML PB SC 732-1 DT P114/ 99/01 30X1820 8921/260
007592-2 ML PB SC 732-2 DT P114/ 99/01 30X1840 8922/260
101997-0 ML PB SC DT P94/114/124 02/ 90X32X910X910 130-1
101983-0 ML PB SC DT P94/114/124 02/ 90X32X910X930 130-2

CARRETA

100802-1 ML PB SR 90X19X554X554 GU 50-01
101689-0 ML PB FX SR 1º/2º/3º EIXO RD6611
200787-8 ML PB FX SR 1º/2º/3º EIXO RD7766

CHEVROLET

101089-1 ML PB CH DT GMC 12 TON 60241/300-01
101090-5 ML PB CH DT GMC 12 TON 60242/300-02
101091-3 ML PB CH DT GMC 12 TON 60243/300-03
101501-0 ML PB CH TR PICK-UP CORSA 380-01
100661-4 ML PB CH TR 510/BLAZER 2000/ 320-2
100660-6 ML PB CH TR 510/BLAZER 2000/2006 320-1

RENAULT

201039-9 ML PB TR RENAULT MASTER RE 50-01



MERCEDES BENZ

201038-0 ML PB ALIX AXOR 2625/ MB 1680-01	007720-8 ML PB MB 614 CAB BIC Spl 22561/265
101830-2 ML PB ALIX AXOR 2625/ MB 1680-02	007610-4 ML PB MB 640 CAB BIC Dp 1625/1935/ 670
101823-0 ML PB ALIX AXOR 2625/ MB 1680-03	007611-2 ML PB MB 679 TR 180 22731/1430
101693-8 ML PB CAB ATEGO MB 1660-01	100563-4 ML PB MB DT ACTROS 1310-01
100055-1 ML PB DT ACCELO 7T 70X18,5X1596 MB 500-01	100564-2 ML PB MB DT ACTROS 1310-02
100056-0 ML PB DT ACCELO 7T MB 23042/500-02	200140-3 ML PB MB DT ATEGO 1315/1418 1370-01
100051-9 ML PB DT ACCELO 9T MB 480-01/2415	200141-1 ML PB MB DT ATEGO 1315/1418 1370-02
100052-7 ML PB DT ACCELO 9T MB 480-02/2415	200142-0 ML PB MB DT ATEGO 1518/2425 1380-01/2414
102140-0 ML PB DT AXOR 2540/2640/2826/2831 MB 1440-1	200143-8 ML PB MB DT ATEGO 1518/2425 1380-02/2414
102141-9 ML PB DT AXOR 2540/2640/2826/2831 MB 1440-2	200144-6 ML PB MB DT ATEGO 1518/2425 1380-03/2414
102142-7 ML PB DT AXOR 2540/2640/2826/2831 MB 1440-3	100559-6 ML PB MB DT AXOR 1933/ ATEGO 2000 1190-01
101795-0 ML PB DT AXOR 3340/3344/4140/4144 MB 1690-01	100560-0 ML PB MB DT AXOR 1933/ ATEGO 2000 1190-02
100370-4 ML PB DT AXOR 3340/4144 MB 1290-1	100561-8 ML PB MB DT BUS URB 200 DKDL 1040-01
100558-8 ML PB DT AXOR 3340/4144 MB 1290-2	100057-8 ML PB MB TR ACCELO 7T 23081/520-01
101261-4 ML PB DT AXOR 3340/4144 MB 1290-3	100058-6 ML PB MB TR ACCELO 7T 23082/520-02
007616-3 ML MB 6029-1 TR SPRINTER 22721/470 (N50 PB)	200138-1 ML PB MB TR ATEGO 1315/1418 1330-01
007617-1 ML PB MB 6029-2 TR SPRINTER 22722/470	200139-0 ML PB MB TR ATEGO 1315/1418 1330-02
007618-0 ML PB MB 6029-3 TR SPRINTER 22723/470	101169-3 ML PB MB TR ATEGO 1315/1418 1330-03
200169-1 ML PB MB 6030-1 TR SPR KA 70X18X740X753 460	101925-2 ML PB MB TR ATEGO 1518/1718/2425 1390-01
200170-5 ML PB MB 6030-2 TR SPR KA 70X20X685X695 460	101926-0 ML PB MB TR ATEGO 1518/1718/2425 1390-02
007612-0 ML PB MB 6058 DT SPRINTER 22701/440	101927-9 ML PB MB TR ATEGO 1518/1718/2425 1390-03
007828-0 ML PB MB 6070-1 DT 19385 90X22X1794 560	101928-7 ML PB MB TR ATEGO 1518/1718/2425 1390-04
007829-8 ML PB MB 6070-2 DT 19385 90X24X1834 560	200653-7 ML PB MB TR ATEGO 1725 BEB/LIXO 1420-01
000029-9 ML PB MB 6070-3 DT 19385 90X24X1844 560	101555-9 ML PB MB TR ATEGO 1725 BEB/LIXO 1420-02
007613-9 ML PB MB 6072-1 DT 1620/ 70X21X1720 22841/450	100562-6 ML PB MB TR BUS URB MB200 DKDL 810-1
007614-7 ML PB MB 6072-2 DT 1620/ 22842/450	101794-2 ML PB TR ACCELO 1016 MB 1670-01
007615-5 ML PB MB 6072-3 DT 1620/ 22843/450	100053-5 ML PB TR ACCELO 9T MB 490-01
100946-0 ML PB MB 6072-4 DT 1620/ 22844/450	100054-3 ML PB TR ACCELO 9T MB 490-02
	101237-1 ML PB TR ACCELO 9T MB 490-03

VOLKSWAGEN

007593-0 ML PB VW1216-1 DT 7100/8150 22x1728 70001/120	101308-4 ML PB VW1262-3 DT 19320/ 100X17,5X1728 630-03
007594-9 ML PB VW1216-2 DT 7100/8150 22X1728 70002/120007600-7	007599-0 ML PB VW21213-1 ALIX 16170/ 14X990 70841/420
007608-2 ML PB VW1235-1 DT 8150/ 20X1730 70161/430	007605-8 ML PB VW21233-01 ALIX 8140/ 9X974 70541/230
007609-0 ML PB VW1235-2 DT 8150/ 20X1746 70162/430	007606-6 ML PB VW21233-02 ALIX 8140/ 9X974 70542/230
007603-1 ML PB VW1237-1 DT 8120/9150 20X1730 520/2976	007607-4 ML PB VW21233-03 ALIX 8140/ 9X974 70543/230
007604-0 ML PB VW1237-2 DT 8120/9150 20X1746 520/2976	007595-7 ML PB VW21245-1 ALIX 17210/ 20X1206 70661/550
007597-3 ML PB VW1247-1 ALIX 14150/ 20X1206 70721/540	007596-5 ML PB VW21245-2 ALIX 17210/ 20X1206 70662/550
007598-1 ML PB VW1247-2 ALIX 14150/ 20X1206 70722/540	100496-4 ML PB VWDT 01 BUS 17240/ 100X23,5X2236 71041
007601-5 ML PB VW1250-1 DT 18310/CG 20X1699 510/2978	100497-2 ML PB VWDT 02 BUS 17240/ 100X23,5X2238 71042
007602-3 ML PB VW1250-2 DT 18310/CG 22X1717 510/2978	100498-0 ML PB VWTR FX BUS 17240/ 100X40 71060
101382-3 ML PB VW1258-1 DT DELIVERY 5.150/ 7856-01	100500-6 ML PB VWTR FX BUS 17240/ 100X44 71080
101306-8 ML PB VW1262-1 DT 19320/ 100X17,5X1700 630-01	101658-0 ML PB 7854-01 DT 76,20X28X1732 DELI 8,160/ 710/297
101307-6 ML PB VW1262-2 DT 19320/ 100X17,5X1716 630-02	101240-1 ML PB 7854-02 DT 76,20X6X941 DELI 8,160/ 710-02

FORD

101286-0 ML PB FO TR CG 4331 MAXI TON 350-01	007666-0 ML PB FO 2533-1 ALIX F14000/CG 16X1182 70801/165
101287-8 ML PB FO TR CG 4331 MAXI TON 350-02	100962-1 ML PB FO 2533-2 ALIX F14000/CG 16X1182 70802/165
101288-6 ML PB FO TR CG 4331 MAXI TON 350-03	100963-0 ML PB FO 2533-3 ALIX F14000/CG 16X1182 70803/165
101289-4 ML PB FO TR CG 4331 MAXI TON 350-04	007665-1 ML PB FO 2539-01 ALIX CG/VW1215/ 17X1180 500/2982
101290-8 ML PB FO TR CG 4331 MAXI TON 350-05	007972-3 ML PB FO 2539-3 ALIX CG/VW1215/ 17X1180 70603/500
101390-4 ML PB FO TR COURIER 710-01	007669-4 ML PB FO 2581-1 ALIX F4000/450 15X1094 660
101502-8 ML PB FO TR FURGÃO TRANSIT 830-01	007667-8 ML PB FO 580-01 DT F4000/450 75421/670/2207
	007668-6 ML PB FO 580-02 DT F4000/450 75422/670/2207



AGRALE

007654-6 ML PB AG 402-1 DT 21X1636 VOL/8T 90161/180
008207-4 ML PB AG 402-2 DT 21X1651 7000/ 90162/180
101749-7 ML PB AG 402-3 DT 21X1666 7000/ 90163/180
007723-2 ML PB AG 405-1 TR VOL A8 80X13X1416 90361/70
000024-8 ML PB AG 405-2 TR VOL A8 80X13X708X720 90362/70
100217-1 ML PB AG DT /8500 70X22X753X883 AG 90-01/2010
100218-0 ML PB AG DT /8500 70X22X753X898 AG 90-02/2010
101376-9 ML PB AG DT BUS 15 TON 390-01
101377-7 ML PB AG DT BUS 15 TON 390-02
101378-5 ML PB AG DT BUS 15 TON 390-03
101379-3 ML PB AG DT BUS 15 TON 390-04
100219-8 ML PB AG DT MI 9.2 70X21X627X1009 04/170-1
100220-1 ML PB AG DT MI 9.2 70X21X627X1025 04/170-2
100221-0 ML PB AG DT MI 9.2 70X21X642X1025 04/170-3
100214-7 ML PB AG DT VOL 7.5/TR 70X21X753X883 90241/130-1
100222-8 ML PB AG DT VOL 7.5/TR 70X21X753X898 90242/130-2
100215-5 ML PB AG DT VOL 7.5/TR 70X21X768X898 90243/130-3
101374-2 ML PB AG TR BUS 15 TON 330-1
101375-0 ML PB AG TR BUS 15 TON 330-2
101262-2 ML PB AG TR VOL 80X08X1385 140-2
101260-6 ML PB AG TR VOL 80X09X1367 90322/120-2
101174-0 ML PB AG TR VOL 80X15X1370 140-1
007722-4 ML PB AG TR VOL 80X16X1367 90321/120-1
101640-7 ML PB AG TR VOL 80X19X982 90327/120-7

FIAT - IVECO

101506-0 ML PB IV DT TECTOR 170E25/240E255 220-01
101503-6 ML PB IV DT TECTOR 170E25/240E0255 200-01
101504-4 ML PB IV DT TECTOR 170E25/240E0255 200-02
101505-2 ML PB IV DT TECTOR 170E25/240E0255 220-02
201035-6 ML PB IV TR DAILY AMBUL 260-02
101842-6 ML PB IV TR DAILY AMBUL 260-03
201037-2 ML PB IV TR DAILY AMBUL 260-04
201036-4 ML PB IV TR DAILY AMBUL/MICRO CITY CLASS 260-01
101507-9 ML PB IV TR STRALLIS 6X4 22 TON 210-01
101516-8 ML PB DT IV VERTIS 9TON 230-01
101517-6 ML PB DT IV VERTIS 9TON 230-02
100801-3 ML PB FT TR 322-01 DUCATO 130-01
200654-5 ML PB FT TR DOBLO 1.3/1.6 FT 140-01
101526-5 ML PB FT TR DOBLO ADV 1.8 150-01
200656-1 ML PB FT TR PICK UP STRADA 170-01
101381-5 ML PB TR FIORINO PICK-UP FT 1925-1



MOLAS ORIGINAIS MONTADORA - LINHA ONIBUS

MERCEDES BENZ

100372-0 ML MB OF 1313/ DT 01 70X14X1900 (6121)	100418-2 ML MB OF 1620/ DT 02 80X16X1900 (21542)
100373-9 ML MB OF 1313/ DT 02 70X14X1900 (6122)	100419-0 ML MB OF 1620/ DT 03 80X16X1924 (21543)
100374-7 ML MB OF 1313/ DT 03 70X14X1640 (6123)	100420-4 ML MB OF 1620/ DT 04 80X16X1524 (21544)
100375-5 ML MB OF 1313/ DT 04 70X14X1440 (6124)	100421-2 ML MB OF 1620/ DT 05 80X16X1238 (21545)
100376-3 ML MB OF 1313/ DT 05 70X14X1240 (6125)	100422-0 ML MB OF 1620/ DT 06 80X16X952 (21546)
100377-1 ML MB OF 1313/ DT 06 70X14X1040 (6126)	100423-9 ML MB OF 1620/ DT 1R 80X16X1710 (21549)
100378-0 ML MB OF 1313/ DT 1R 70X14X1930 (6131)	100424-7 ML MB OF 1620/ DT 2R 80X16X1060 (21550)
100379-8 ML MB OF 1313/ DT 2R 70X14X1770 (6132)	100425-5 ML MB OF 1620/ TR 01 80X14X1900 (22081)
100380-1 ML MB OF 1313/ DT 3R 70X14X1490 (6133)	100426-3 ML MB OF 1620/ TR 02 80X14X1900 (22082)
100381-0 ML MB OF 1313/ TR 01 80X13X1900 (6161)	100427-1 ML MB OF 1620/ TR 03 80X16X1740 (22083)
100382-8 ML MB OF 1313/ TR 02 80X13X1900 (6162)	100428-0 ML MB OF 1620/ TR 04 80X16X1600 (22084)
100383-6 ML MB OF 1313/ TR 03 80X13X1710 (6163)	100429-8 ML MB OF 1620/ TR 05 80X16X1448 (22085)
100384-4 ML MB OF 1313/ TR 04 80X13X1570 (6164)	100430-1 ML MB OF 1620/ TR 06 80X16X1288 (22086)
100385-2 ML MB OF 1313/ TR 05 80X13X1430 (6165)	100431-0 ML MB OF 1620/ TR 07 80X16X1116 (22087)
100386-0 ML MB OF 1313/ TR 06 80X13X1290 (6166)	100432-8 ML MB OF 1620/ TR 1R 80X14X1940 (22092)
100387-9 ML MB OF 1313/ TR 1R 80X13X1930 (6174)	100433-6 ML MB OF 1620/ TR 2R 80X14X1940 (22093)
100388-7 ML MB OF 1313/ TR 2R 80X13X1810 (6175)	100439-5 ML MB OF 1721/ DT 01 80X14X1720 (22161)
100401-8 ML MB OF 1318/ DT 01 70X15X1900 (21681)	100440-9 ML MB OF 1721/ DT 02 80X14X1720 (22162)
100402-6 ML MB OF 1318/ DT 02 70X15X1900 (21682)	100441-7 ML MB OF 1721/ DT 03 80X15X1448 (22163)
100403-4 ML MB OF 1318/ DT 03 70X15X1928 (21683)	100442-5 ML MB OF 1721/ DT 04 80X15X1226 (22164)
100404-2 ML MB OF 1318/ DT 04 70X16,5X1686 (21684)	100443-3 ML MB OF 1721/ DT 05 80X15X1004 (22165)
100405-0 ML MB OF 1318/ DT 05 70X16,5X1496 (21685)	100444-1 ML MB OF 1721/ DT 06 80X15X782 (22166)
100406-9 ML MB OF 1318/ DT 06 70X16,5X1266 (21686)	100453-0 ML MB OF 1721/ DT 1R 80X14X1752 (22029)
100407-7 ML MB OF 1318/ DT 07 70X16,5X976 (21687)	100454-9 ML MB OF 1721/ DT 2R 80X14X1594 (22030)
100408-5 ML MB OF 1318/ DT 1R 70X15X1928 (21691)	100445-0 ML MB OF 1721/ TR 01 80X18X1908 (22881)
100409-3 ML MB OF 1318/ TR 01 80X15X1900 (21921)	100446-8 ML MB OF 1721/ TR 02 80X16X1908 (22882)
100410-7 ML MB OF 1318/ TR 02 80X15X1900 (21922)	100447-6 ML MB OF 1721/ TR 03 80X16X1940 (22883)
100411-5 ML MB OF 1318/ TR 03 80X15X1740 (21923)	100448-4 ML MB OF 1721/ TR 04 80X16X1562 (22884)
100412-3 ML MB OF 1318/ TR 04 80X15X1584 (21924)	100449-2 ML MB OF 1721/ TR 05 80X16X1416 (22885)
100413-1 ML MB OF 1318/ TR 05 80X15X1428 (21925)	100450-6 ML MB OF 1721/ TR 06 80X16X1270 (22886)
100414-0 ML MB OF 1318/ TR 06 80X15X1272 (21926)	101119-7 ML MB OF 1721/ TR 07 80X16X1124 (22887)
100415-8 ML MB OF 1318/ TR 07 80X15X1116 (21927)	101120-0 ML MB OF 1721/ TR 08 80X16X978 (22888)
100961-3 ML MB OF 1318/ TR 08 80X30X960 (21928)	101121-9 ML MB OF 1721/ TR 09 80X24X836 (22889)
100416-6 ML MB OF 1318/ TR 1R 80X15X1946 (21930)	100451-4 ML MB OF 1721/ TR 1R 80X16X1940 (22893)
100417-4 ML MB OF 1620/ DT 01 80X16X1900 (21541)	100452-2 ML MB OF 1721/ TR 2R 80X16X1724 (22894)

VOLKSWAGEN

100455-7 ML VWBUS 16180/ DT 01 100X13X1800 (70501)	100464-6 ML VWBUS 16180/ TR 02 76X12,7X2030 (70522)
100456-5 ML VWBUS 16180/ DT 02 100X13X1800 (70502)	100465-4 ML VWBUS 16180/ TR 03 76X14,3X1740 (70523)
100457-3 ML VWBUS 16180/ DT 03 100X14X1552 (70503)	100466-2 ML VWBUS 16180/ TR 04 76X14,3X1620 (70524)
100458-1 ML VWBUS 16180/ DT 04 100X14X1216 (70504)	100467-0 ML VWBUS 16180/ TR 05 76X14,3X1498 (70525)
100459-0 ML VWBUS 16180/ DT 05 100X14X880 (70505)	100468-9 ML VWBUS 16180/ TR 06 76X14,3X1378 (70526)
100945-1 ML VWBUS 16180/ DT 06 100X14X476 (70506)	100469-7 ML VWBUS 16180/ TR 07 76X14,3X1250 (70527)
100460-3 ML VWBUS 16180/ DT 1R 100X13X1836 (70511)	100470-0 ML VWBUS 16180/ TR 08 76X12,7X1533 (70528)
100461-1 ML VWBUS 16180/ DT 2R 100X14X1690 (70514)	101236-3 ML VWBUS 16180/ TR 09 76X14,3X1142 (70529)
100462-0 ML VWBUS 16180/ DT 3R 100X14X1390 (70515)	101238-0 ML VWBUS 16180/ TR 10 76X26,0X930 (70530)
100463-8 ML VWBUS 16180/ TR 01 76X12,7X2086 (70521)	100471-9 ML VWBUS 16180/ TR 1R 76X14,3X1666 (70532)
	100472-7 ML VWBUS 16180/ TR R/T 76X12,7X1496 (70536)


MOLAS ONIBUS - LINHA MARCHETTI

MERCEDES BENZ

101135-9	MOLA MB 106-01 OF 1721/ 80X14X1720 1 DT	200433-0	MOLA MB 394-02 OF 1313/ 80X13X1900 2 TR
101136-7	MOLA MB 106-02 OF 1721/ 80X14X1720 2 DT	200434-8	MOLA MB 394-03 OF 1313/ 80X13X1720 3 TR
101667-9	MOLA MB 106-03 OF 1721/ 80X15X1460 3 DT	101225-8	MOLA MB 394-04 OF 1313/ 80X13X1570 4 TR
101668-7	MOLA MB 106-04 OF 1721/ 80X15X1240 4 DT	101226-6	MOLA MB 394-05 OF 1313/ 80X13X1420 5 TR
101669-5	MOLA MB 106-05 OF 1721/ 80X15X1000 5 DT	101227-4	MOLA MB 394-06 OF 1313/ 80X13X1270 6 TR
101670-9	MOLA MB 106-06 OF 1721/ 80X15X780 6 DT	101228-2	MOLA MB 394-07 OF 1313/ 80X13X1120 7 TR
101137-5	MOLA MB 107-01 OF 1721/ 80X15X1900 1 TR	101231-2	MOLA MB 394-08 OF 1313/ 80X13X970 8 TR
101138-3	MOLA MB 107-02 OF 1721/ 80X15X1900 2 TR	101229-0	MOLA MB 394-09 OF 1313/ 80X26X820 9 TR
101322-0	MOLA MB 107-03 OF 1721/ 80X15X1900 3 TR	200965-0	MOLA MB 78-01 OF 1620 80X16X1900 1 DT
101230-4	MOLA MB 107-04 OF 1721/ 80X16X1560 4 TR	200966-8	MOLA MB 78-02 OF 1620 80X16X1900 2 DT
101232-0	MOLA MB 107-05 OF 1721/ 80X16X1420 5 TR	200967-6	MOLA MB 78-03 OF 1620 80X16X1900 3 DT
101233-9	MOLA MB 107-06 OF 1721/ 80X16X1270 6 TR	200968-4	MOLA MB 78-03A OF 1620 80X16X1720 RF DT
101235-5	MOLA MB 107-07 OF 1721/ 80X16X1120 7 TR	200969-2	MOLA MB 78-04 OF 1620 80X16X1530 4 DT
101234-7	MOLA MB 107-08 OF 1721/ 80X16X930 8 TR	200970-6	MOLA MB 78-05 OF 1620 80X16X1240 5 DT
101761-6	MOLA MB 128-01 TR 1718/ 80X12X1227	200971-4	MOLA MB 78-06 OF 1620 80X16X950 6 DT
101762-4	MOLA MB 128-02 TR 1718/ 80X12X1227	200972-2	MOLA MB 79-01 OF 1620 80X14X1900 1 TR
200429-1	MOLA MB 384-01 OF 1313/ 70X14X1900 1 DT	200973-0	MOLA MB 79-02 OF 1620 80X14X1900 2 TR
200430-5	MOLA MB 384-02 OF 1313/ 70X14X1900 2 DT	200974-9	MOLA MB 79-02A OF 1620 80X16X1900 RF TR
200431-3	MOLA MB 384-03 OF 1313/ 70X14X1650 3 DT	200975-7	MOLA MB 79-03 OF 1620 80X16X1740 3 TR
101838-8	MOLA MB 384-04 OF 1313/ 70X14X1450 4 DT	200976-5	MOLA MB 79-04 OF 1620 80X16X1600 4 TR
101839-6	MOLA MB 384-05 OF 1313/ 70X14X1250 5 DT	200977-3	MOLA MB 79-05 OF 1620 80X16X1450 5 TR
101840-0	MOLA MB 384-06 OF 1313/ 70X14X1050 6 DT	200978-1	MOLA MB 79-06 OF 1620 80X16X1290 6 TR
101947-3	MOLA MB 384-2A OF 1313/ 70X14X1850 RF DT	200979-0	MOLA MB 79-07 OF 1620 80X16X1120 7 TR
200432-1	MOLA MB 394-01 OF 1313/ 80X13X1900 1 TR	101881-7	MOLA MB 79-08 OF 1620 80X26X940 8 TR
		101882-5	MOLA MB 79-09 OF 1620 80X26X550 9 TR

BARRA ROSCADA / VERGOES

008202-3	VERGAO 5/16X1000 NC (BARRA ROSQ)	201149-2	VERGAO 1X1000 NC (BARRA ROSQ)
006537-4	VERGAO 3/8X1000 NC (BARRA ROSQ)	201145-0	VERGAO 6X1000 MA (BARRA ROSQ)
006538-2	VERGAO 1/2X1000 NC (BARRA ROSQ)	201146-8	VERGAO 8X1000 MA (BARRA ROSQ)
100324-0	VERGAO 5/8X1000 NC (BARRA ROSQ)	201147-6	VERGAO 10X1000 MA (BARRA ROSQ)
007996-0	VERGAO 3/4X1000 NC (BARRA ROSQ)	201148-4	VERGAO 12X1000 MA (BARRA ROSQ)
007995-2	VERGAO 7/8X1000 NC (BARRA ROSQ)	201150-6	VERGAO 14X1000 MA (BARRA ROSQ)



PINOS DE CENTRO AÇO SIMPLES



PINOS DE CENTRO / CABEÇA BAIXA (POLEGADAS)

000906-7	PINO DE CENTRO 5/16X2 CB	000927-0	PINO DE CENTRO 7/16X10 CB
000907-5	PINO DE CENTRO 5/16X3 CB	000928-8	PINO DE CENTRO 7/16X12 CB
000908-3	PINO DE CENTRO 5/16X4 CB	000929-6	PINO DE CENTRO 1/2X4 CB
000909-1	PINO DE CENTRO 5/16X5 CB	000930-0	PINO DE CENTRO 1/2X5 CB
000910-5	PINO DE CENTRO 5/16X6 CB	000931-8	PINO DE CENTRO 1/2X6 CB
005406-2	PINO DE CENTRO 3/8X2 CB	000932-6	PINO DE CENTRO 1/2X7 CB
005865-3	PINO DE CENTRO 3/8X2.1/2 CB	000933-4	PINO DE CENTRO 1/2X8 CB
000911-3	PINO DE CENTRO 3/8X3 CB	000934-2	PINO DE CENTRO 1/2X9 CB
000912-1	PINO DE CENTRO 3/8X4 CB	000935-0	PINO DE CENTRO 1/2X10 CB
000913-0	PINO DE CENTRO 3/8X5 CB	000936-9	PINO DE CENTRO 1/2X12 CB
000914-8	PINO DE CENTRO 3/8X6 CB	000937-7	PINO DE CENTRO 1/2X14 CB
000915-6	PINO DE CENTRO 3/8X7 CB	004779-1	PINO DE CENTRO 9/16X5 CB
000916-4	PINO DE CENTRO 3/8X8 CB	000940-7	PINO DE CENTRO 9/16X6 CB
000917-2	PINO DE CENTRO 3/8X9 CB	000941-5	PINO DE CENTRO 9/16X7 CB
000918-0	PINO DE CENTRO 3/8X10 CB	000942-3	PINO DE CENTRO 9/16X8 CB
005861-0	PINO DE CENTRO 3/8X12 CB	000943-1	PINO DE CENTRO 9/16X9 CB
000921-0	PINO DE CENTRO 7/16X4 CB	000944-0	PINO DE CENTRO 9/16X10 CB
000922-9	PINO DE CENTRO 7/16X5 CB	000945-8	PINO DE CENTRO 9/16X12 CB
000923-7	PINO DE CENTRO 7/16X6 CB	003219-0	PINO DE CENTRO 5/8X6 CB
000924-5	PINO DE CENTRO 7/16X7 CB	000950-4	PINO DE CENTRO 5/8X8 CB
000925-3	PINO DE CENTRO 7/16X8 CB	000952-0	PINO DE CENTRO 5/8X10 CB
000926-1	PINO DE CENTRO 7/16X9 CB	000953-9	PINO DE CENTRO 5/8X12 CB

PINOS DE CENTRO / CABEÇA BAIXA (MILIMÉTRICOS)

005860-2	PINO DE CENTRO 10X3 CB	000959-8	PINO DE CENTRO 12X5 CB
000955-5	PINO DE CENTRO 10X4 CB	000960-1	PINO DE CENTRO 12X6 CB
000956-3	PINO DE CENTRO 10X5 CB	000961-0	PINO DE CENTRO 12X7 CB
000957-1	PINO DE CENTRO 10X6 CB	000962-8	PINO DE CENTRO 12X8 CB
007993-6	PINO DE CENTRO 10X7 CB	000963-6	PINO DE CENTRO 12X9 CB
002880-0	PINO DE CENTRO 10X8 CB	000964-4	PINO DE CENTRO 12X10 CB
006903-5	PINO DE CENTRO 12X3 CB	000965-2	PINO DE CENTRO 12X12 CB
000958-0	PINO DE CENTRO 12X4 CB	000966-0	PINO DE CENTRO 12X14 CB

PINOS DE CENTRO / CABEÇA ALTA (POLEGADAS)

200660-0	PINO DE CENTRO 3/8X4 CA
000119-8	PINO DE CENTRO 1/2X5 CA
000980-6	PINO DE CENTRO 1/2X6 CA
000981-4	PINO DE CENTRO 1/2X7 CA
000982-2	PINO DE CENTRO 1/2X8 CA
000983-0	PINO DE CENTRO 1/2X9 CA
000984-9	PINO DE CENTRO 1/2X10 CA
000987-3	PINO DE CENTRO 9/16X7 CA
000988-1	PINO DE CENTRO 9/16X8 CA (R/4")

PINOS DE CENTRO / CABEÇA ALTA (MILIMÉTRICOS)

100136-1	PINO DE CENTRO 10X4 CA
000993-8	PINO DE CENTRO 12X6 CA
000994-6	PINO DE CENTRO 12X7 CA
000995-4	PINO DE CENTRO 12X8 CA
000996-2	PINO DE CENTRO 12X9 CA
000997-0	PINO DE CENTRO 12X10 CA

PINOS DE CENTRO / CABEÇA LARGA

000999-7	PINO DE CENTRO 1/2X6 CL	001003-0	PINO DE CENTRO 1/2X12 CL
001000-6	PINO DE CENTRO 1/2X7 CL	001004-9	PINO DE CENTRO 1/2X14 CL
001001-4	PINO DE CENTRO 1/2X8 CL	007018-1	PINO DE CENTRO 3/8X6 CL D20
001002-2	PINO DE CENTRO 1/2X10 CL	003739-7	PINO DE CENTRO 3/8X8 CL D40

PINOS DE CENTRO / CABEÇA ALTA LARGA

001005-7	PINO DE CENTRO 1/2X5 CAL CG
003248-4	PINO DE CENTRO 1/2X6 CAL CG
003691-9	PINO DE CENTRO 1/2X7 CAL
000814-1	PINO DE CENTRO 1/2X8 CAL CG

PINOS DE CENTRO / CABEÇA ESPECIAL ALTA

004613-2	PINO DE CENTRO 12X4 CEA VW
004614-0	PINO DE CENTRO 12X5 CEA
004615-9	PINO DE CENTRO 12X6 CEA
004616-7	PINO DE CENTRO 12X7 CEA
004617-5	PINO DE CENTRO 12X8 CEA

PINOS DE CENTRO AÇO 8.8**PINOS DE CENTRO / CABEÇA BAIXA (POLEGADAS)**

001213-0	PINO DE CENTRO 3/8X2.1/2 CB 8.8	000113-9	PINO DE CENTRO 1/2X6 CB 8.8
000971-7	PINO DE CENTRO 3/8X3 CB 8.8	100657-6	PINO DE CENTRO 1/2X7 CB 8.8
000972-5	PINO DE CENTRO 3/8X4 CB 8.8	200244-2	PINO DE CENTRO 1/2X8 CB 8.8
000973-3	PINO DE CENTRO 3/8X5 CB 8.8	200245-0	PINO DE CENTRO 1/2X9 CB 8.8
000974-1	PINO DE CENTRO 3/8X6 CB 8.8	005412-7	PINO DE CENTRO 1/2X10 CB 8.8
000975-0	PINO DE CENTRO 3/8X7 CB 8.8	007982-0	PINO DE CENTRO 1/2X12 CB 8.8
000976-8	PINO DE CENTRO 3/8X8 CB 8.8	200632-4	PINO DE CENTRO 9/16X5 CB 8.8
000977-6	PINO DE CENTRO 3/8X10 CB 8.8	005544-1	PINO DE CENTRO 9/16X6 CB 8.8 (Prom)
000978-4	PINO DE CENTRO 7/16X4 CB 8.8	005545-0	PINO DE CENTRO 9/16X7 CB 8.8 (Prom)
000979-2	PINO DE CENTRO 7/16X5 CB 8.8	005546-8	PINO DE CENTRO 9/16X8 CB 8.8 (Prom)
000986-5	PINO DE CENTRO 7/16X6 CB 8.8	100007-1	PINO DE CENTRO 9/16X9 CB 8.8
000989-0	PINO DE CENTRO 7/16X7 CB 8.8	006333-9	PINO DE CENTRO 9/16X10 CB 8.8
000990-3	PINO DE CENTRO 7/16X8 CB 8.8	001138-0	PINO DE CENTRO 5/8X8 CB 8.8
000991-1	PINO DE CENTRO 7/16X10 CB 8.8	001139-8	PINO DE CENTRO 5/8X10 CB 8.8
000118-0	PINO DE CENTRO 1/2X5 CB 8.8	006701-6	PINO DE CENTRO 5/8X12 CB 8.8

PINOS DE CENTRO / CABEÇA BAIXA (MILIMÉTRICOS)

003231-0	PINO DE CENTRO 10X4 CB 8.8	200477-1	PINO DE CENTRO 12X14 CB 8.8
007019-0	PINO DE CENTRO 10X5 CB 8.8	006987-6	PINO DE CENTRO 14X6 CB 8.8
003232-8	PINO DE CENTRO 10X6 CB 8.8	007319-9	PINO DE CENTRO 14X6 CB FRES 8.8 VW
003233-6	PINO DE CENTRO 10X7 CB 8.8	006988-4	PINO DE CENTRO 14X7 CB 8.8
007986-3	PINO DE CENTRO 10X8 CB 8.8	200109-8	PINO DE CENTRO 14X7 CB FRES 8.8 VW
003992-6	PINO DE CENTRO 12X4 CB 8.8 (100MM)	101403-0	PINO DE CENTRO 14X8 CB FRES 8.8 VW
003993-4	PINO DE CENTRO 12X5 CB 8.8 (125MM)	001025-1	PINO DE CENTRO 16X9 CB 8.8 (230MM) 0370
001011-1	PINO DE CENTRO 12X6 CB 8.8 (150MM)	002200-4	PINO DE CENTRO 18X5 CB 8.8 (125MM)
001012-0	PINO DE CENTRO 12X7 CB 8.8 (180MM)	002205-5	PINO DE CENTRO 18X6 CB 8.8 (150MM)
001013-8	PINO DE CENTRO 12X8 CB 8.8 (200MM)	005543-3	PINO DE CENTRO 18X8 CB 8.8 (200MM)
001992-5	PINO DE CENTRO 12X9 CB 8.8 (230MM)	001016-2	PINO DE CENTRO 18X10 CB 8.8 (250MM)
001014-6	PINO DE CENTRO 12X10 CB 8.8 (250MM)	003474-6	PINO DE CENTRO 18X12 CB 8.8 (300MM)
001015-4	PINO DE CENTRO 12X12 CB 8.8 (300MM)	000008-6	PINO DE CENTRO 18X14 CB 8.8 (350mm)

**PINOS DE CENTRO /
CABEÇA LARGA (POLEGADAS)**

005408-9	PINO DE CENTRO 1/2X5 CL 8.8 3/4
005409-7	PINO DE CENTRO 1/2X6 CL 8.8
005410-0	PINO DE CENTRO 1/2X7 CL 8.8
005411-9	PINO DE CENTRO 1/2X8 CL 8.8
006282-0	PINO DE CENTRO 1/2X10 CL 8.8
006283-9	PINO DE CENTRO 1/2X12 CL 8.8
100831-5	PINO DE CENTRO 1/2X14 CL 8.8

**PINOS DE CENTRO /
CABEÇA LARGA (MILIMÉTRICOS)**

005518-2	PINO DE CENTRO 12X5 CL 8.8 19MM SCAUX
005520-4	PINO DE CENTRO 12X6 CL 8.8 SC FX DT
005521-2	PINO DE CENTRO 12X7 CL 8.8 SC FX TR
005522-0	PINO DE CENTRO 12X8 CL 8.8 (200mm)

PINOS DE CENTRO/CABEÇA ALTA (MILIMÉTRICOS)

004812-7 PINO DE CENTRO 10X4 CA 8.8
001017-0 PINO DE CENTRO 12X6 CA 8.8 (150MM)
001018-9 PINO DE CENTRO 12X7 CA 8.8 (180MM)
001019-7 PINO DE CENTRO 12X8 CA 8.8 (200MM)
003891-1 PINO DE CENTRO 12X9 CA 8.8 (230MM)
003174-7 PINO DE CENTRO 12X10 CA 8.8
101402-1 PINO DE CENTRO 12X12 CA 8.8 (300MM)

PINOS DE CENTRO / CABEÇA ALTA - CABEÇA ALTA E LARGA (POLEGADAS)

003689-7 PINO DE CENTRO 1/2X6 CAL 8.8 (CG)
003690-0 PINO DE CENTRO 1/2X7 CAL 8.8
100879-0 PINO DE CENTRO 1/2X8 CA 8.8
100878-1 PINO DE CENTRO 1/2X10 CA 8.8

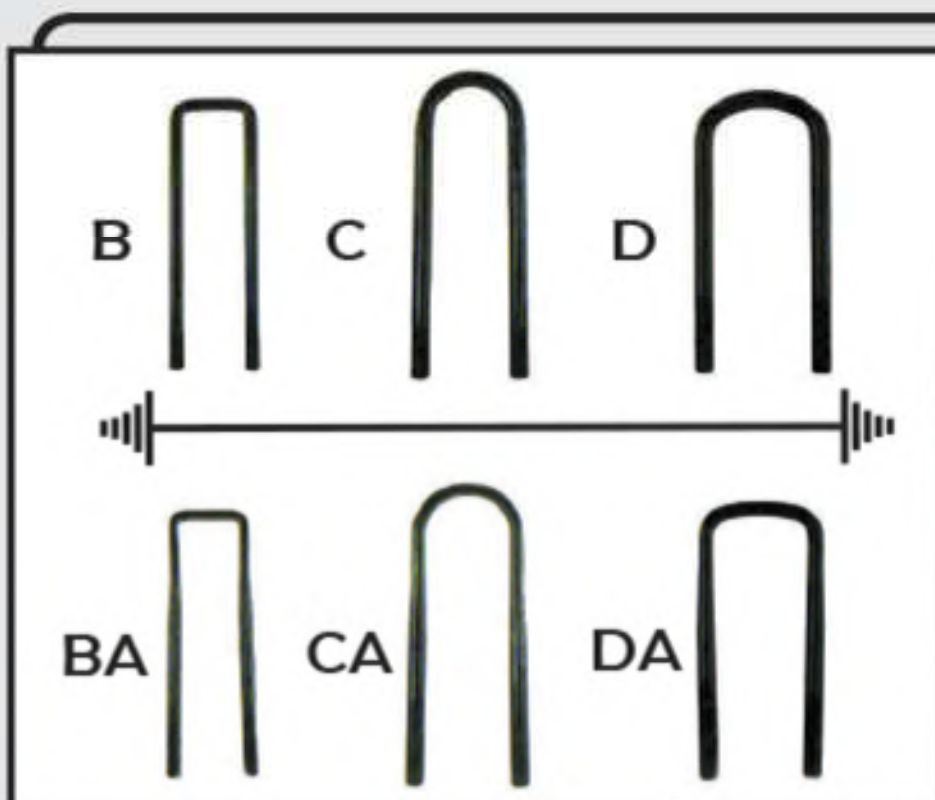
PINOS DE CENTRO/CABEÇA EXTRA ALTA (MILIMÉTRICOS)

006688-5 PINO DE CENTRO 12X4 CEA 8.8
100770-0 PINO DE CENTRO 12X5 CEA 8.8
006702-4 PINO DE CENTRO 12X6 CEA 8.8
006703-2 PINO DE CENTRO 12X7 CEA 8.8
006704-0 PINO DE CENTRO 12X8 CEA 8.8
001023-5 PINO DE CENTRO 12X10 CEA 8.8 (250MM)
001024-3 PINO DE CENTRO 12X12 CEA 8.8 (300MM)
200472-0 PINO DE CENTRO 12X14 CEA 8.8 (350MM)

PINOS DE CENTRO/CABEÇA ESPECIAL (MILIMÉTRICOS)


003790-7 PINO DE CENTRO 14X6 C/CH 8.8 1935
006209-0 PINO DE CENTRO 16X12 CE (5C TRAC)

GRAMPOS DE MOLA



COMO MEDIR

A = BITOLA
B = ABERTURA
C = COMPRIMENTO



GRAMPOS SUSP PNEUM



GRAMPOS ESPECIAIS

- | | |
|---|---|
| 001993-3 GRAMPO 5/16X30X40CA CRUZ | 001995-0 GRAMPO 7/16X42X50CA CRUZ |
| 001994-1 GRAMPO 3/8X30X40CA CRUZ | 001997-6 GRAMPO 1/2X75X125C ESTAB DT 912 |
| 001996-8 GRAMPO 3/8X70X110C ESTAB DT 608 | 001998-4 GRAMPO 1/2X40X75C BDJA C-10/D-20 |
| 006338-0 GRAMPO 3/8X85X125C ESTAB DT 690/ | |

GRAMPOS CARROCERIA

- | | |
|--------------------------------|--------------------------------|
| 006989-2 GRAMPO 3/4X82X360B NC | 006093-3 GRAMPO 5/8X82X300B NC |
| 006990-6 GRAMPO 3/4X82X400B NC | 006094-1 GRAMPO 5/8X82X350B NC |
| 006991-4 GRAMPO 3/4X82X450B NC | 006095-0 GRAMPO 5/8X82X400B NC |
| 006992-2 GRAMPO 3/4X82X500B NC | 006096-8 GRAMPO 5/8X82X450B NC |
| 006993-0 GRAMPO 3/4X82X550B NC | 006098-4 GRAMPO 5/8X82X500B NC |
| 006994-9 GRAMPO 3/4X92X400B NC | 006099-2 GRAMPO 5/8X82X550B NC |
| 006995-7 GRAMPO 3/4X92X450B NC | 006100-0 GRAMPO 5/8X82X600B NC |
| 006996-5 GRAMPO 3/4X92X500B NC | 006101-8 GRAMPO 5/8X82X650B NC |
| 006997-3 GRAMPO 3/4X92X550B NC | 200624-3 GRAMPO 5/8X82X700B NC |
| 006998-1 GRAMPO 3/4X92X600B NC | 101248-7 GRAMPO 5/8X92X400B NC |
| | 101246-0 GRAMPO 5/8X92X440B NC |

GRAMPOS - 1" e 1.1/8"

- | | |
|-------------------------------------|--|
| 006722-9 GRAMPO 1X102X380D | 002879-7 GRAMPO 1X130X400D |
| 002876-2 GRAMPO 1X130X300DA PLANCHA | 005580-8 GRAMPO 1X130X430D |
| 002877-0 GRAMPO 1X130X340DA | 002881-9 GRAMPO 1X130X460D |
| 002502-0 GRAMPO 1X130X380D | 101531-1 GRAMPO 1.1/8X95X400BA CG/VW Traçado |
| | 004805-4 GRAMPO 1.1/8X102X320D |

GRAMPOS - 1/2"

- | | |
|-------------------------------------|---|
| 001999-2 GRAMPO 1/2X58X110B DT AG | 002013-3 GRAMPO 1/2X62X240D TR 608 |
| 002000-1 GRAMPO 1/2X58X120B DT AG | 002014-1 GRAMPO 1/2X62X260D TR 608 |
| 101313-0 GRAMPO 1/2X58X120C | 002015-0 GRAMPO 1/2X62X280D TR 608 C/FX AUX |
| 002001-0 GRAMPO 1/2X58X130B DT AG | 002190-3 GRAMPO 1/2X62X300D TR 608 C/FX AUX |
| 001447-8 GRAMPO 1/2X58X140B | 003723-0 GRAMPO 1/2X65X120B DT D400 |
| 001458-3 GRAMPO 1/2X58X150B | 002212-8 GRAMPO 1/2X65X160C DT RU-P/UP F75 |
| 001208-4 GRAMPO 1/2X58X160B | 002226-8 GRAMPO 1/2X65X180C TR RU-P/UP F75 |
| 003684-6 GRAMPO 1/2X58X170B | 002231-4 GRAMPO 1/2X65X200C TR F75 |
| 003685-4 GRAMPO 1/2X58X180B | 002238-1 GRAMPO 1/2X65X220C TR F75 |
| 002002-8 GRAMPO 1/2X58X190B C10/D20 | 002467-8 GRAMPO 1/2X72X120D DT 912 |
| 002003-6 GRAMPO 1/2X58X210B C10/D20 | 002522-4 GRAMPO 1/2X72X140D DT 912 |
| 002004-4 GRAMPO 1/2X58X230B C10/D20 | 002527-5 GRAMPO 1/2X72X160D DT 912 |
| 000241-0 GRAMPO 1/2X58X240B | 002531-3 GRAMPO 1/2X72X180D DT 912 |
| 002005-2 GRAMPO 1/2X58X260B TR AG | 002535-6 GRAMPO 1/2X75X160C DT/TR RURAL/F75 |
| 002006-0 GRAMPO 1/2X58X280B TR AG | 002536-4 GRAMPO 1/2X75X180C DT/TR RURAL/F75 |
| 002007-9 GRAMPO 1/2X58X300B TR AG | 002549-6 GRAMPO 1/2X75X200C DT/TR RURAL/F75 |
| 002008-7 GRAMPO 1/2X62X140D DT 608 | 002558-5 GRAMPO 1/2X75X220C TR F75 |
| 002009-5 GRAMPO 1/2X62X160D DT 608 | 002559-3 GRAMPO 1/2X85X170C DT TOY |
| 002010-9 GRAMPO 1/2X62X180D DT 608 | 002560-7 GRAMPO 1/2X85X180C TR TOY |
| 002011-7 GRAMPO 1/2X62X200D TR 608 | 002561-5 GRAMPO 1/2X85X200C TR TOY |
| 002012-5 GRAMPO 1/2X62X220D TR 608 | 002562-3 GRAMPO 1/2X85X220C TR TOY |

GRAMPOS - 9/16"

002565-8	GRAMPO 9/16X52X120D DT F350	001448-6	GRAMPO 9/16X65X240B
006380-0	GRAMPO 9/16X52X130D	002634-4	GRAMPO 9/16X72X120D DT 709
002566-6	GRAMPO 9/16X52X140D DT CH BR/F600 /71	002635-2	GRAMPO 9/16X72X130D DT 912
002567-4	GRAMPO 9/16X52X160D	002636-0	GRAMPO 9/16X72X140D 912 C/REF
002568-2	GRAMPO 9/16X52X180D	002637-9	GRAMPO 9/16X72X150D
001211-4	GRAMPO 9/16X58X160D	000308-5	GRAMPO 9/16X72X160D
001212-2	GRAMPO 9/16X58X180D	000387-5	GRAMPO 9/16X72X170D
003923-3	GRAMPO 9/16X58X190D F1000	100798-0	GRAMPO 9/16X72X180D
002569-0	GRAMPO 9/16X58X200D F1000	006206-5	GRAMPO 9/16X72X180C 510
002575-5	GRAMPO 9/16X58X220D F1000 C/REF	101018-2	GRAMPO 9/16X72X200D DT 709
002586-0	GRAMPO 9/16X58X240D	006207-3	GRAMPO 9/16X72X200C
002587-9	GRAMPO 9/16X62X140D DT 608 ADAPT	006208-1	GRAMPO 9/16X72X220C
101020-4	GRAMPO 9/16X62X150D	100787-4	GRAMPO 9/16X77X120D DT 8.140
002589-5	GRAMPO 9/16X62X160D DT 608 ADAPT	100800-5	GRAMPO 9/16X77X140D DT 8.140
002591-7	GRAMPO 9/16X62X180D	101049-2	GRAMPO 9/16X77X150D DT 690
002593-3	GRAMPO 9/16X62X200D TR 608	002638-7	GRAMPO 9/16X77X160D DT 690/AG
002594-1	GRAMPO 9/16X62X220D TR 608 C/REF	002640-9	GRAMPO 9/16X77X180D DT 690 C/REF
002596-8	GRAMPO 9/16X62X240D	002641-7	GRAMPO 9/16X77X200D DT 690 C/REF
002600-0	GRAMPO 9/16X62X260D	000247-0	GRAMPO 9/16X77X200C F1000
002613-1	GRAMPO 9/16X62X280D 608 C/FX AUX	006357-6	GRAMPO 9/16X77X220D DT 8140
002621-2	GRAMPO 9/16X62X300D 608 C/FX AUX	000715-3	GRAMPO 9/16X77X220C F1000 C/REF
002498-8	GRAMPO 9/16X62X320D	100346-1	GRAMPO 9/16X82X250D TR AG 4500/
002501-1	GRAMPO 9/16X62X340D	100345-3	GRAMPO 9/16X82X270D TR AG 4500/
005525-5	GRAMPO 9/16X65X120B	002646-8	GRAMPO 9/16X85X160C DT TOY
002623-9	GRAMPO 9/16X65X140B DT F600/	002655-7	GRAMPO 9/16X85X180C TR TOY
002626-3	GRAMPO 9/16X65X160B DT F600/	002656-5	GRAMPO 9/16X85X200C TR TOY
003139-9	GRAMPO 9/16X65X180B	002657-3	GRAMPO 9/16X85X220C TR TOY
002630-1	GRAMPO 9/16X65X200B	002658-1	GRAMPO 9/16X85X240C TR TOY
002632-8	GRAMPO 9/16X65X220B		

GRAMPOS - 5/8"

002659-0	GRAMPO 5/8X58X260B TR F2000	002754-5	GRAMPO 5/8X72X320D
002661-1	GRAMPO 5/8X58X280B TR F2000	001449-4	GRAMPO 5/8X72X360D
002685-9	GRAMPO 5/8X58X300B	002755-3	GRAMPO 5/8X77X180D DT D11000/
002686-7	GRAMPO 5/8X58X320B TR F350	002756-1	GRAMPO 5/8X77X190D DT VW1130/14140
002691-3	GRAMPO 5/8X58X340B TR F350 C/REF	002757-0	GRAMPO 5/8X77X210D
002693-0	GRAMPO 5/8X62X180D DT 1111	100653-3	GRAMPO 5/8X77X220D
002694-8	GRAMPO 5/8X62X200D DT 1111	000038-8	GRAMPO 5/8X82X200D
002695-6	GRAMPO 5/8X62X220D	003468-1	GRAMPO 5/8X82X220D
002696-4	GRAMPO 5/8X62X240D	003469-0	GRAMPO 5/8X82X240D
002697-2	GRAMPO 5/8X65X140B DT D60 8.8	101244-4	GRAMPO 5/8X82X260D
002230-6	GRAMPO 5/8X65X150B 8.8	101247-9	GRAMPO 5/8X82X280D
002698-0	GRAMPO 5/8X65X160B DT DETR	006381-9	GRAMPO 5/8X82X300D
002699-9	GRAMPO 5/8X65X180B DT D70 80/84	100210-4	GRAMPO 5/8X82X320D TR VW 690
002700-6	GRAMPO 5/8X65X200B DT D70 C/REF	002758-8	GRAMPO 5/8X82X340D TR VW 690
007970-7	GRAMPO 5/8X65X270B	002759-6	GRAMPO 5/8X82X360D TR VW 690
007971-5	GRAMPO 5/8X65X280B	002760-0	GRAMPO 5/8X82X380D
002701-4	GRAMPO 5/8X65X350B F4000	002761-8	GRAMPO 5/8X82X420D VW 690 C/FX AUX
002702-2	GRAMPO 5/8X65X370B F4000	002762-6	GRAMPO 5/8X82X440D
002746-4	GRAMPO 5/8X65X380B F4000 C/REF	100481-6	GRAMPO 5/8X95X230C TR F250
002749-9	GRAMPO 5/8X65X400B F4000 C/REF	002763-4	GRAMPO 5/8X102X230D DT CG 1112/1117
100799-8	GRAMPO 5/8X65X420B F4000 C/REF	002764-2	GRAMPO 5/8X102X250D DT CG 1112/1117
002750-2	GRAMPO 5/8X72X200D TR 709/912	100351-8	GRAMPO 5/8X110X220C AG VOL A8 TR 98/99
002751-0	GRAMPO 5/8X72X220D TR 709/912 C/REF	100349-6	GRAMPO 5/8X110X240C AG VOL A8 TR 98/99
100554-5	GRAMPO 5/8X72X240D TR 709/912 C/REF	100437-9	GRAMPO 5/8X110X260C
100555-3	GRAMPO 5/8X72X260D TR 709/912 C/REF	100438-7	GRAMPO 5/8X110X280C
002752-9	GRAMPO 5/8X72X280D 709/912 C/FX AUX	100964-8	GRAMPO 5/8X110X280D
002753-7	GRAMPO 5/8X72X300D	101006-9	GRAMPO 5/8X110X300C

GRAMPOS - 3/4"

002765-0	GRAMPO 3/4X65X320B D40	002785-5	GRAMPO 3/4X82X440D
002766-9	GRAMPO 3/4X65X340B D40	002786-3	GRAMPO 3/4X82X460D
002767-7	GRAMPO 3/4X65X420B TR CH BR	002787-1	GRAMPO 3/4X82X480D
002768-5	GRAMPO 3/4X65X450B TR CH BR	002788-0	GRAMPO 3/4X82X500D
100094-2	GRAMPO 3/4X77X420B TR F600	002789-8	GRAMPO 3/4X82X520D
002769-3	GRAMPO 3/4X77X440B TR F600	000136-8	GRAMPO 3/4X82X540D
002770-7	GRAMPO 3/4X77X460B TR F1000/VW1130/	000137-6	GRAMPO 3/4X82X560D
002771-5	GRAMPO 3/4X77X480B TR F13000	000138-4	GRAMPO 3/4X82X580D
002772-3	GRAMPO 3/4X77X500B	000139-2	GRAMPO 3/4X82X600D
001450-8	GRAMPO 3/4X77X520B	006157-3	GRAMPO 3/4X92X190D
001451-6	GRAMPO 3/4X77X540B	002790-1	GRAMPO 3/4X92X200D DT SC 75
001452-4	GRAMPO 3/4X82X180D	002791-0	GRAMPO 3/4X92X220D DT 110/1924/41
002773-1	GRAMPO 3/4X82X200D TK	002792-8	GRAMPO 3/4X92X240D
002774-0	GRAMPO 3/4X82X220D TK	100783-1	GRAMPO 3/4X92X340D
002775-8	GRAMPO 3/4X82X240D	200179-9	GRAMPO 3/4X102X170B BUS VW
002776-6	GRAMPO 3/4X82X260D	006655-9	GRAMPO 3/4X102X200B DT VL
000624-6	GRAMPO 3/4X82X270D TR LPO	002793-6	GRAMPO 3/4X102X200D DT CG/VW
002777-4	GRAMPO 3/4X82X280D	006656-7	GRAMPO 3/4X102X220B DT VL
002778-2	GRAMPO 3/4X82X300D	002794-4	GRAMPO 3/4X102X220D DT CG/VW
002779-0	GRAMPO 3/4X82X320D TR 1113	002795-2	GRAMPO 3/4X102X240D 8.8 DT VW BUS
002780-4	GRAMPO 3/4X82X340D	100805-6	GRAMPO 3/4X102X260B DT VL
002781-2	GRAMPO 3/4X82X360D	002796-0	GRAMPO 3/4X102X260D DT VW BUS
002782-0	GRAMPO 3/4X82X380D TR 1519	007341-5	GRAMPO 3/4X102X280D DT REF VW BUS
002783-9	GRAMPO 3/4X82X400D TR 1313	100350-0	GRAMPO 3/4X102X300D
002784-7	GRAMPO 3/4X82X420D TR 1513	000042-6	GRAMPO 3/4X150X380C

GRAMPOS - 7/8"

004253-6	GRAMPO 7/8X77X400B	002813-4	GRAMPO 7/8X92X340C
002797-9	GRAMPO 7/8X77X420B TR F600/D60	002827-4	GRAMPO 7/8X92X340D
002798-7	GRAMPO 7/8X77X440B TR F600/D70	101257-6	GRAMPO 7/8X92X360BA (SR RN 2010)
002799-5	GRAMPO 7/8X77X460B TR F1000/11130/	002814-2	GRAMPO 7/8X92X360C
002800-2	GRAMPO 7/8X77X480B TR F13000/VW BUS	002828-2	GRAMPO 7/8X92X360D
002801-0	GRAMPO 7/8X77X500B	007314-8	GRAMPO 7/8X92X380BA (CG/VW)
100073-0	GRAMPO 7/8X77X500D	002815-0	GRAMPO 7/8X92X380C
002802-9	GRAMPO 7/8X77X520B	002829-0	GRAMPO 7/8X92X380D
100887-0	GRAMPO 7/8X77X520D	200383-0	GRAMPO 7/8X92X380DA (VW)
002803-7	GRAMPO 7/8X77X540B	200384-8	GRAMPO 7/8X92X400BA (VW)
000040-0	GRAMPO 7/8X77X540D	002816-9	GRAMPO 7/8X92X400C
002804-5	GRAMPO 7/8X77X560B	002830-4	GRAMPO 7/8X92X400D
000064-7	GRAMPO 7/8X77X560D	200385-6	GRAMPO 7/8X92X420BA (VW)
002805-3	GRAMPO 7/8X77X580D TR CG	002817-7	GRAMPO 7/8X92X420C
101542-7	GRAMPO 7/8X82X400D	002831-2	GRAMPO 7/8X92X420D
101360-2	GRAMPO 7/8X82X420D	200631-6	GRAMPO 7/8X92X420DA
002806-1	GRAMPO 7/8X92X200C SR	002818-5	GRAMPO 7/8X92X440C
002820-7	GRAMPO 7/8X92X200D	006723-7	GRAMPO 7/8X92X440D
002807-0	GRAMPO 7/8X92X220C	002819-3	GRAMPO 7/8X92X460C
002821-5	GRAMPO 7/8X92X220D	100959-1	GRAMPO 7/8X92X460D
002808-8	GRAMPO 7/8X92X240C	001454-0	GRAMPO 7/8X92X480C
002822-3	GRAMPO 7/8X92X240D	100856-0	GRAMPO 7/8X92X480D
002809-6	GRAMPO 7/8X92X260C	005964-1	GRAMPO 7/8X92X500C
002823-1	GRAMPO 7/8X92X260D	100797-1	GRAMPO 7/8X92X500D
002810-0	GRAMPO 7/8X92X280C	005965-0	GRAMPO 7/8X92X520C
002824-0	GRAMPO 7/8X92X280D	101019-0	GRAMPO 7/8X92X520D
002811-8	GRAMPO 7/8X92X300C	004254-4	GRAMPO 7/8X102X240D F7000 TK
002825-8	GRAMPO 7/8X92X300D	002832-0	GRAMPO 7/8X102X280D TR FNM/BUS SC
002812-6	GRAMPO 7/8X92X320C	002842-8	GRAMPO 7/8X102X340D TR FT180/210
002826-6	GRAMPO 7/8X92X320D	002845-2	GRAMPO 7/8X102X380D
		004159-9	GRAMPO 7/8X150X430C PLANCHA

GRAMPOS - 18mm

008049-7 GRAMPO 18X62X300D
100784-0 GRAMPO 18X72X150D
101278-9 GRAMPO 18X72X160D
002926-2 GRAMPO 18X72X180D DT 1113
002927-0 GRAMPO 18X72X190D
002928-9 GRAMPO 18X72X200D DT 1313
002929-7 GRAMPO 18X72X210D
002940-8 GRAMPO 18X72X220D DT 1513/2213
002941-6 GRAMPO 18X72X230D DT 1519
002942-4 GRAMPO 18X72X240D
002954-8 GRAMPO 18X72X250D
002955-6 GRAMPO 18X72X260D
002956-4 GRAMPO 18X72X270D
004255-2 GRAMPO 18X72X280D
000854-0 GRAMPO 18X72X300D
000855-9 GRAMPO 18X72X320D
001453-2 GRAMPO 18X82X200DA
002957-2 GRAMPO 18X82X220DA
005949-8 GRAMPO 18X82X230DA
002958-0 GRAMPO 18X82X240DA
005950-1 GRAMPO 18X82X250DA
002959-9 GRAMPO 18X82X260DA TR BUS

004781-3 GRAMPO 18X82X270DA 8.8
002960-2 GRAMPO 18X82X280DA TR BUS
002961-0 GRAMPO 18X82X300DA
005951-0 GRAMPO 18X82X310DA
002962-9 GRAMPO 18X82X320DA TR 1113
005952-8 GRAMPO 18X82X330DA
002963-7 GRAMPO 18X82X340DA
002989-0 GRAMPO 18X82X360DA TR 1519 P/TR
002992-0 GRAMPO 18X82X380DA TR 1519 P/DT
002995-5 GRAMPO 18X82X400DA TR 1313
002996-3 GRAMPO 18X82X420DA TR 1513/
002999-8 GRAMPO 18X82X440DA
003000-7 GRAMPO 18X82X460DA
003006-6 GRAMPO 18X82X480DA
003007-4 GRAMPO 18X82X500DA
003008-2 GRAMPO 18X82X520DA
100348-8 GRAMPO 18X110X280C AG VOL A6/A8 TR
100347-0 GRAMPO 18X110X300C AG VOL A6/A8 TR
200625-1 GRAMPO 18X140X340C
200626-0 GRAMPO 18X140X360C
008174-4 GRAMPO 18X140X380C BUS

GRAMPOS - 20mm

200015-6 GRAMPO 20X92X200DA
001359-5 GRAMPO 20X92X200D X2,5 DT 112
003010-4 GRAMPO 20X92X220DA DT 1932/1941
001360-9 GRAMPO 20X92X220DA X2,5 SC
003011-2 GRAMPO 20X92X240DA
100027-6 GRAMPO 20X92X240DA X2,5 SC
003012-0 GRAMPO 20X92X260DA
003013-9 GRAMPO 20X92X280DA
006053-4 GRAMPO 20X92X300DA
006054-2 GRAMPO 20X92X320DA
006249-9 GRAMPO 20X92X360DA

GRAMPOS - 24x3,0 - VOLVO

200627-8 GRAMPO 20X102X220B MA 8.8 VL
200628-6 GRAMPO 20X102X240B MA 8.8 VL
200629-4 GRAMPO 20X102X260B MA 8.8 VL
200630-8 GRAMPO 20X102X280B MA 8.8 VL
003026-0 GRAMPO 24X102X430BA TR VL
003027-9 GRAMPO 24X102X450BA TR VL
003028-7 GRAMPO 24X102X500BA TR VL
003029-5 GRAMPO 24X102X540BA TR VL
003030-9 GRAMPO 24X102X580BA TR VL
003032-5 GRAMPO 24X102X600BA TR VL

GRAMPOS - 24mm

003022-8 GRAMPO 24X92X340C TR 2013
003023-6 GRAMPO 24X92X360C TR 2213
004160-2 GRAMPO 24X92X380C
004161-0 GRAMPO 24X92X400C
200420-8 GRAMPO 24X102X400DA
100154-0 GRAMPO 24X102X430DA
003024-4 GRAMPO 24X102X440DA TR 1935/41
006330-4 GRAMPO 24X102X460DA
003025-2 GRAMPO 24X102X480DA TR 1924/34
003929-2 GRAMPO 24X102X500DA
003930-6 GRAMPO 24X102X520DA
005982-0 GRAMPO 24X102X540DA
100026-8 GRAMPO 24X102X580DA
101348-3 GRAMPO 24X150X420BA

GRAMPOS - 22mm - 30mm

003014-7 GRAMPO 22X92X200D DT 112
003015-5 GRAMPO 22X92X220D
003016-3 GRAMPO 22X92X240D
005953-6 GRAMPO 22X92X260D
005577-8 GRAMPO 22X92X300DA
003017-1 GRAMPO 22X92X330DA TR SC
101095-6 GRAMPO 22X92X340DA TR SC
003018-0 GRAMPO 22X92X350DA
003019-8 GRAMPO 22X92X360DA
003020-1 GRAMPO 22X92X380DA
007316-4 GRAMPO 22X92X400DA
007322-9 GRAMPO 22X92X430DA
100025-0 GRAMPO 22X92X440D
007317-2 GRAMPO 22X92X440DA
101245-2 GRAMPO 22X92X460DA
101263-0 GRAMPO 22X92X480DA
100482-4 GRAMPO 22X102X340DA X2,5 TK SC/BUS
100479-4 GRAMPO 30X102X420DA X3,5 112/ TRAC
100480-8 GRAMPO 30X92X420DA X3,5 P114/124 TRAC

GRAMPOS SUSP PNEUM

100915-0	GRAMPO 22X200X600D Susp	200123-3	GRAMPO 30X145X320CA Susp Pneum
100916-8	GRAMPO 22X220X600C Susp	200124-1	GRAMPO 30X145X320DA Susp Pneum
007318-0	GRAMPO 24X130X300DA Susp Pneum	101110-3	GRAMPO 7/8X130X340C Susp Pneum
101312-2	GRAMPO 24X130X310CA Susp Pneum	101111-1	GRAMPO 7/8X130X360C Susp Pneum
007313-0	GRAMPO 24X130X370DA Susp Pneum 10.9	101109-0	GRAMPO 7/8X130X400C Susp Pneum
100152-3	GRAMPO 24X140X320CA Susp Pneum	100960-5	GRAMPO 7/8X130X620B Susp Pneum
100612-6	GRAMPO 24X140X320CA Susp Pneum (Carlton)	100518-9	GRAMPO 7/8X130X650C Susp Pneum
101051-4	GRAMPO 24X140X340CA Susp Pneum	004232-3	GRAMPO 7/8X130X650D Susp Pneum
101052-2	GRAMPO 24X140X340CA Susp Pneum (Carlton)	006297-9	GRAMPO 7/8X130X680B Susp Pneum
008013-6	GRAMPO 24X140X360BA Susp Pneum	100371-2	GRAMPO 7/8X130X700D Susp Pneum
101053-0	GRAMPO 24X140X360CA Susp Pneum (Carlton)	006298-7	GRAMPO 7/8X130X750D Susp Pneum
101050-6	GRAMPO 24X140X360CA Susp Pneum	200557-3	GRAMPO 7/8X130X800D Susp Pneum
007730-5	GRAMPO 24X160X400C Susp Pneum	101365-3	GRAMPO 7/8X130X850D Susp Pneum
007731-3	GRAMPO 24X160X420C Susp Pneum	004159-9	GRAMPO 7/8X150X430C PLANCHA
200151-9	GRAMPO 30X130X340CA	200111-0	GRAMPO 7/8X226X579B Susp FO/AG (Fy)
200152-7	GRAMPO 30X130X340DA	200112-8	GRAMPO 7/8X226X579C Susp VW/FO/IV (Fy)
		200206-0	GRAMPO 22X146X226X579C Susp (C/Boi)

CUNHAS DE AÇO

008178-7	CUNHA ML AÇO 70X130X2,0	008190-6	CUNHA ML AÇO 90X130X2,0
008179-5	CUNHA ML AÇO 70X130X3,0	008191-4	CUNHA ML AÇO 90X130X3,0
008180-9	CUNHA ML AÇO 70X130X4,0	008192-2	CUNHA ML AÇO 90X130X4,0
008181-7	CUNHA ML AÇO 70X130X5,0	008193-0	CUNHA ML AÇO 90X130X5,0
008182-5	CUNHA ML AÇO 70X130X6,0	008194-9	CUNHA ML AÇO 90X130X6,0
008183-3	CUNHA ML AÇO 70X130X7,0	008195-7	CUNHA ML AÇO 90X160X2,0
008184-1	CUNHA ML AÇO 70X130X8,0	008196-5	CUNHA ML AÇO 90X160X3,0
008185-0	CUNHA ML AÇO 80X150X3,0	008197-3	CUNHA ML AÇO 90X160X4,0
008186-8	CUNHA ML AÇO 80X150X4,0	008198-1	CUNHA ML AÇO 90X160X5,0
008187-6	CUNHA ML AÇO 80X150X5,0	008199-0	CUNHA ML AÇO 90X160X6,0
008188-4	CUNHA ML AÇO 80X150X6,0	008200-7	CUNHA ML AÇO 90X160X7,0
008189-2	CUNHA ML AÇO 80X150X7,0	008201-5	CUNHA ML AÇO 90X160X8,0



PARAFUSOS / ATARRAXANTES - MAQUINA

003884-9	PARAF ATAR C/PAN FE 4,2X16 CEM	000863-0	PARAF MAÇ PAN PH 4X15 (Maçaneta)
003885-7	PARAF ATAR C/PAN FE 4,2X19 CEM	000867-2	PARAF MAÇ PAN PH 5X15 (Lim Porta)
003886-5	PARAF ATAR C/PAN FE 4,8X19 CEM	000864-8	PARAF MAÇ PAN PH 5X20 (Fecho Capô)
002367-1	PARAF ATAR C/PAN FE 4,8X22 CEM	006129-8	PARAF MAÇ PAN PH 5X30
007651-1	PARAF ATAR C/PAN FE 5,5X25 CEM	000865-6	PARAF MAÇ PAN PH 5X35 (Lant Tr MB)
006827-6	PARAF ATAR C/PAN FE 5,5X32 CEM	006116-6	PARAF MAÇ PAN PH 6X10
100323-2	PARAF ATAR C/PAN FE 6,3X19 CEM	006124-7	PARAF MAÇ PAN PH 6X25
200248-5	PARAF ATAR C/PAN FE 6,3X22 CEM	000866-4	PARAF MAÇ PAN PH 6X30 (Desc Braço MB)
200249-3	PARAF ATAR C/PAN FE 6,3X25 CEM	200503-4	PARAF MAÇ RED FE 1/4X1
006828-4	PARAF ATAR C/PAN FE 6,3X32 CEM	200504-2	PARAF MAÇ RED FE 1/4X1,1/2
006829-2	PARAF ATAR C/PAN FE 6,3X38 CEM	003887-3	PARAF MAÇ RED FE 1/4X1/2
005274-4	PARAF ATAR C/PAN PH 4,8X19 CEM	200505-0	PARAF MAÇ RED FE 1/4X2
200474-7	PARAF ATAR PERF 12X3/4 C/ARR VED CEM (225)	200506-9	PARAF MAÇ RED FE 1/4X2,1/2
200475-5	PARAF ATAR PERF 12X7/8 C/ARR VED CEM (225)	200132-2	PARAF MAÇ RED FE 1/4X3,1/2
003307-3	PARAF ATAR SEXT/FE C/FL 6,3X19 CEM (370)	101129-4	PARAF MAÇ RED FE 1/4X3/4
200502-6	PARAF ATAR SEXT/FE C/FL 6,3X25 CEM (370)	003890-3	PARAF MAÇ RED FE 3/16X1
008081-0	PARAF FIXER C/CH PH 5X35 (391)	200507-7	PARAF MAÇ RED FE 3/16X1,1/2
008082-9	PARAF FIXER C/CH PH 6X30	200508-5	PARAF MAÇ RED FE 3/16X2
006657-5	PARAF MAÇ 6X15 (Cj Botão Placa)	003888-1	PARAF MAÇ RED FE 3/16X3/4
003883-0	PARAF MAÇ CON PH 6X20 8.8 (Dobr Porta MB)	200128-4	PARAF MAÇ RED FE 3/16X4
000862-1	PARAF MAÇ CON PH 8X18 (Dobr Capô)	003889-0	PARAF MAÇ RED FE 3/16X7/8



PARAFUSOS / FRANCES

POLEGADAS

008097-7	PARAF FRANCES 1/4X1	100484-0	PARAF FRANCES 5/16X4
003179-8	PARAF FRANCES 1/4X1.1/4	006372-0	PARAF FRANCES 5/16X4.1/2
003180-1	PARAF FRANCES 1/4X1.1/2	100485-9	PARAF FRANCES 5/16X5 (Zincado)
003182-8	PARAF FRANCES 1/4X2	100486-7	PARAF FRANCES 5/16X6 (Zincado)
200312-0	PARAF FRANCES 5/16X1	006371-1	PARAF FRANCES 3/8X1
100810-2	PARAF FRANCES 5/16X1.1/4	003194-1	PARAF FRANCES 3/8X1.1/4
004041-0	PARAF FRANCES 5/16X1.1/2	003195-0	PARAF FRANCES 3/8X1.1/2
200661-8	PARAF FRANCES 5/16X1.3/4 Polido	003196-8	PARAF FRANCES 3/8X1.3/4
003185-2	PARAF FRANCES 5/16X1.3/4 Zinc	003200-0	PARAF FRANCES 3/8X2
003187-9	PARAF FRANCES 5/16X2	003201-8	PARAF FRANCES 3/8X2.1/2
003188-7	PARAF FRANCES 5/16X2.1/4	003202-6	PARAF FRANCES 3/8X3
003189-5	PARAF FRANCES 5/16X2.1/2	100487-5	PARAF FRANCES 3/8X4 (Zincado)
003190-9	PARAF FRANCES 5/16X2.3/4	100488-3	PARAF FRANCES 3/8X5 (Zincado)
003191-7	PARAF FRANCES 5/16X3 (50)	100489-1	PARAF FRANCES 3/8X6 (Zincado)
007320-2	PARAF FRANCES 5/16X3.1/4	100490-5	PARAF FRANCES 3/8X7 (Zincado)
003192-5	PARAF FRANCES 5/16X3.1/2	100491-3	PARAF FRANCES 3/8X8 (Zincado)

MILIMÉTRICOS

200136-5	PARAF FRANCES 8X20 RI 8.8	000441-3	PARAF FRANCES 10X50 MA 8.8
100503-0	PARAF FRANCES 8X25 RI 8.8	000442-1	PARAF FRANCES 10X60 MA 8.8
100506-5	PARAF FRANCES 8X30 RI 8.8	000453-7	PARAF FRANCES 10X70 MA 8.8
100504-9	PARAF FRANCES 8X35 RI 8.8	000455-3	PARAF FRANCES 10X80 MA 8.8
100508-1	PARAF FRANCES 8X40 RP 8.8	000483-9	PARAF FRANCES 10X90 MA 8.8
100509-0	PARAF FRANCES 8X50 RP 8.8	000488-0	PARAF FRANCES 10X100 MA 8.8
100505-7	PARAF FRANCES 8X60 RP 8.8	006373-8	PARAF FRANCES 12X40 MA 8.8
100507-3	PARAF FRANCES 8X70 RP 8.8	006374-6	PARAF FRANCES 12X50 MA 8.8
200137-3	PARAF FRANCES 10X20 MA 8.8 BICR (S/PO)	006375-4	PARAF FRANCES 12X60 MA 8.8
000431-6	PARAF FRANCES 10X25 MA 8.8	006376-2	PARAF FRANCES 12X70 MA 8.8
000432-4	PARAF FRANCES 10X30 MA 8.8	006377-0	PARAF FRANCES 12X80 MA 8.8
000438-3	PARAF FRANCES 10X35 MA 8.8	006378-9	PARAF FRANCES 12X100 MA 8.8
000439-1	PARAF FRANCES 10X40 MA 8.8	000511-8	PARAF FRANCES 20X150 MA 8.8 H

PARAFUSOS / ALLEN

005548-4	PARAF ALLEN 5X16 MA	005873-4	PARAF ALLEN 8X50 MA
003484-3	PARAF ALLEN 5X20 MA	005874-2	PARAF ALLEN 8X60 MA
005552-2	PARAF ALLEN 5X25 MA	001460-5	PARAF ALLEN 10X20 MA (Cubo Guerra)
005553-0	PARAF ALLEN 5X30 MA	003486-0	PARAF ALLEN 10X25 MA (Cubo Guerra)
005579-4	PARAF ALLEN 6X16 MA	005883-1	PARAF ALLEN 10X30 MA
005601-4	PARAF ALLEN 6X20 MA	005876-9	PARAF ALLEN 10X35 MA
005602-2	PARAF ALLEN 6X25 MA	005877-7	PARAF ALLEN 10X40 MA
003485-1	PARAF ALLEN 6X30 MA	005878-5	PARAF ALLEN 10X45 MA (Cabine 608)
005603-0	PARAF ALLEN 6X35 MA	005879-3	PARAF ALLEN 10X50 MA
005614-6	PARAF ALLEN 6X40 MA	005880-7	PARAF ALLEN 10X60 MA
005615-4	PARAF ALLEN 6X50 MA	005881-5	PARAF ALLEN 10X70 MA
007988-0	PARAF ALLEN 8X16 MA	005882-3	PARAF ALLEN 10X80 MA
003710-9	PARAF ALLEN 8X20 MA (Cubo Master)	100966-4	PARAF ALLEN 12X30 MA
005616-2	PARAF ALLEN 8X25 MA	100965-6	PARAF ALLEN 12X40 MA
005617-0	PARAF ALLEN 8X30 MA	007987-1	PARAF ALLEN 14X30 MA
003487-8	PARAF ALLEN 8X35 MA	200442-9	PARAF ALLEN 18X50 MA
005662-6	PARAF ALLEN 8X40 MA	200443-7	PARAF ALLEN 18X55 MA
005872-6	PARAF ALLEN 8X45 MA	006910-8	PARAF ALLEN 5/16X3/4 NC CAB/CH

PARAFUSOS / SEXTAVADOS SIMPLES

POLEGADAS

002245-4	PARAF SEXT	3/16X1/2	NC	RI	004054-1	PARAF SEXT	7/16X3	NC	RP
002246-2	PARAF SEXT	3/16X5/8	NC	RI	002838-0	PARAF SEXT	7/16X3.1/2	NC	RP
002247-0	PARAF SEXT	3/16X3/4	NC	RI	000257-7	PARAF SEXT	7/16X4	NC	RP
003203-4	PARAF SEXT	3/16X7/8	NC	RI	000258-5	PARAF SEXT	7/16X4.1/2	NC	RP
003204-2	PARAF SEXT	3/16X1	NC	RI	000259-3	PARAF SEXT	7/16X5	NC	RP
004035-5	PARAF SEXT	1/4X5/8	NC	RI	006356-8	PARAF SEXT	1/2X1	NC	RI
002248-9	PARAF SEXT	1/4X3/4	NC	RI	002269-1	PARAF SEXT	1/2X1.1/2	NC	RI
002249-7	PARAF SEXT	1/4X7/8	NC	RI	001971-2	PARAF SEXT	1/2X2	NC	RI
002576-3	PARAF SEXT	1/4X1	NC	RI	004033-9	PARAF SEXT	1/2X2.1/2	NC	RP
002251-9	PARAF SEXT	1/4X1.1/4	NC	RI	004034-7	PARAF SEXT	1/2X3	NC	RP
002577-1	PARAF SEXT	1/4X1.1/2	NC	RI	001199-1	PARAF SEXT	1/2X3.1/2	NC	RP
002578-0	PARAF SEXT	1/4X2	NC	RI	000253-4	PARAF SEXT	1/2X4	NC	RP
101009-3	PARAF SEXT	1/4X2	NC	RP	001275-0	PARAF SEXT	1/2X4.1/2	NC	RP
004042-8	PARAF SEXT	5/16X1/2	NC	RI	001276-9	PARAF SEXT	1/2X5	NC	RP
004043-6	PARAF SEXT	5/16X5/8	NC	RI	001277-7	PARAF SEXT	1/2X5.1/2	NC	RP
003867-9	PARAF SEXT	5/16X3/4	NC	RI	001280-7	PARAF SEXT	1/2X6	NC	RP
002254-3	PARAF SEXT	5/16X7/8	NC	RI	004056-8	PARAF SEXT	9/16X1.1/2	NC	RI
002582-8	PARAF SEXT	5/16X1	NC	RI	100502-2	PARAF SEXT	9/16X2	NC	RI
002256-0	PARAF SEXT	5/16X1.1/4	NC	RI	003904-7	PARAF SEXT	9/16X2	NC	RP
002257-8	PARAF SEXT	5/16X1.1/2	NC	RI	003905-5	PARAF SEXT	9/16X2.1/2	NC	RP
002258-6	PARAF SEXT	5/16X1.3/4	NC	RI	003908-0	PARAF SEXT	9/16X3	NC	RP
002259-4	PARAF SEXT	5/16X2	NC	RI	004057-6	PARAF SEXT	9/16X3.1/2	NC	RP
004044-4	PARAF SEXT	5/16X2.1/4	NC	RP	003208-5	PARAF SEXT	9/16X4	NC	RP
004045-2	PARAF SEXT	5/16X2.1/2	NC	RP	003209-3	PARAF SEXT	9/16X4.1/2	NC	RP
002271-3	PARAF SEXT	5/16X3	NC	RP	003210-7	PARAF SEXT	9/16X5	NC	RP
002272-1	PARAF SEXT	5/16X3.1/2	NC	RP	001583-0	PARAF SEXT	5/8X1.1/2	NC	RI
002273-0	PARAF SEXT	5/16X4	NC	RP	000255-0	PARAF SEXT	5/8X2	NC	RI
002274-8	PARAF SEXT	5/16X4.1/2	NC	RP	004050-9	PARAF SEXT	5/8X2.1/2	NC	RP
004046-0	PARAF SEXT	5/16X5	NC	RP	002291-8	PARAF SEXT	5/8X3	NC	RP
002260-8	PARAF SEXT	3/8X3/4	NC	RI	003205-0	PARAF SEXT	5/8X3.1/2	NC	RP
002261-6	PARAF SEXT	3/8X7/8	NC	RI	003206-9	PARAF SEXT	5/8X4	NC	RP
002262-4	PARAF SEXT	3/8X1	NC	RI	003207-7	PARAF SEXT	5/8X4.1/2	NC	RP
004036-3	PARAF SEXT	3/8X1.1/4	NC	RI	002292-6	PARAF SEXT	5/8X5	NC	RP
002264-0	PARAF SEXT	3/8X1.1/2	NC	RI	000256-9	PARAF SEXT	5/8X5.1/2	NC	RP
002263-2	PARAF SEXT	3/8X1.3/4	NC	RI	001461-3	PARAF SEXT	3/4X2	NC	RI
002265-9	PARAF SEXT	3/8X2	NC	RI	003960-8	PARAF SEXT	3/4X2.1/2	NC	RP
101266-5	PARAF SEXT	3/8X2	NC	RP	006118-2	PARAF SEXT	3/4X3	NC	RP
004037-1	PARAF SEXT	3/8X2.1/4	NC	RP	006119-0	PARAF SEXT	3/4X3.1/2	NC	RP
002281-0	PARAF SEXT	3/8X2.1/2	NC	RP	006120-4	PARAF SEXT	3/4X4	NC	RP
002275-6	PARAF SEXT	3/8X3	NC	RP	006121-2	PARAF SEXT	3/4X4.1/2	NC	RP
002276-4	PARAF SEXT	3/8X3.1/2	NC	RP	003096-1	PARAF SEXT	3/4X5	NC	RP
003158-5	PARAF SEXT	3/8X4	NC	RP	006122-0	PARAF SEXT	3/4X5.1/2	NC	RP
002278-0	PARAF SEXT	3/8X4.1/2	NC	RP	003097-0	PARAF SEXT	3/4X6	NC	RP
002279-9	PARAF SEXT	3/8X5	NC	RP	002378-7	PARAF SEXT	3/4X7	NC	RP H
002280-2	PARAF SEXT	3/8X5.1/2	NC	RP	003721-4	PARAF SEXT	7/8X2.1/2	NC	RP H
002266-7	PARAF SEXT	7/16X1	NC	RI (100)	005941-2	PARAF SEXT	7/8X3	NC	RP H
004051-7	PARAF SEXT	7/16X1.1/4	NC	RI	006358-4	PARAF SEXT	7/8X4	NC	RP H
002837-1	PARAF SEXT	7/16X1.1/2	NC	RI	003720-6	PARAF SEXT	7/8X6.1/2	NC	RP H
004743-0	PARAF SEXT	7/16X1.3/4	NC	RI	005572-7	PARAF SEXT	7/8X7	NC	RP H
004052-5	PARAF SEXT	7/16X2	NC	RI	001281-5	PARAF SEXT	1X4	NC	RP H
004671-0	PARAF SEXT	7/16X2	NC	RP	003718-4	PARAF SEXT	1X4.1/2	NC	RP H
006355-0	PARAF SEXT	7/16X2.1/4	NC	RP H	001284-0	PARAF SEXT	1X5	NC	RP H
004053-3	PARAF SEXT	7/16X2.1/2	NC	RP	001285-8	PARAF SEXT	1X6	NC	RP H

001459-1	PARAF SEXT 3/16X1 NF RI H	002288-8	PARAF SEXT 1/2X3.1/2 NF RP
002579-8	PARAF SEXT 1/4X1 NF RI	002289-6	PARAF SEXT 1/2X4 NF RP
002580-1	PARAF SEXT 1/4X1.1/2 NF RI	006359-2	PARAF SEXT 1/2X4.1/2 NF RP
002581-0	PARAF SEXT 1/4X2 NF RP	003271-9	PARAF SEXT 1/2X5 NF RP H
004047-9	PARAF SEXT 5/16X3/4 NF RI H	000088-4	PARAF SEXT 9/16X1.1/2 NF RI
002672-7	PARAF SEXT 5/16X1 NF RI	003906-3	PARAF SEXT 9/16X2 NF RP
005942-0	PARAF SEXT 5/16X1.1/4 NF RI	003907-1	PARAF SEXT 9/16X2.1/2 NF RP
002267-5	PARAF SEXT 5/16X1.1/2 NF RI	002293-4	PARAF SEXT 9/16X3 NF RP
002678-6	PARAF SEXT 5/16X2 NF RI H	004058-4	PARAF SEXT 9/16X3.1/2 NF RP
004048-7	PARAF SEXT 5/16X2.1/2 NF RP	005276-0	PARAF SEXT 9/16X4 NF RP
002834-7	PARAF SEXT 3/8X1 NF RI	002294-2	PARAF SEXT 9/16X4 NF RP ZA C10 H
004038-0	PARAF SEXT 3/8X1.1/4 NF RI	005468-2	PARAF SEXT 9/16X4.1/2 NF
002835-5	PARAF SEXT 3/8X1.1/2 NF RI	002703-0	PARAF SEXT 9/16X4.1/2 NF ZA F1000 H
004040-1	PARAF SEXT 3/8X2 NF RI H	002290-0	PARAF SEXT 9/16X5 NF RP
002836-3	PARAF SEXT 3/8X2 NF RP	006432-7	PARAF SEXT 9/16X5.1/2 NF RP H
004186-6	PARAF SEXT 3/8X2.1/2 NF RP	006140-9	PARAF SEXT 5/8X1.1/2 NF RI
004039-8	PARAF SEXT 3/8X3 NF RP	002295-0	PARAF SEXT 5/8X2 NF RP
002839-8	PARAF SEXT 7/16X1 NF RI	002296-9	PARAF SEXT 5/8X2.1/2 NF RP
004055-0	PARAF SEXT 7/16X1.1/4 NF RI	002297-7	PARAF SEXT 5/8X3 NF RP
002268-3	PARAF SEXT 7/16X1.1/2 NF RI	002298-5	PARAF SEXT 5/8X3.1/2 NF RP
004742-2	PARAF SEXT 7/16X1.3/4 NF RI H	002299-3	PARAF SEXT 5/8X4 NF RP
002841-0	PARAF SEXT 7/16X2 NF RP	002300-0	PARAF SEXT 5/8X4.1/2 NF RP
003903-9	PARAF SEXT 7/16X2.1/2 NF RP	002302-7	PARAF SEXT 5/8X5 NF RP
002282-9	PARAF SEXT 7/16X3 NF RP	002303-5	PARAF SEXT 5/8X5.1/2 NF RP H
002283-7	PARAF SEXT 7/16X3.1/2 NF RP	200159-4	PARAF SEXT 3/4X1.1/2 NF RI H
002284-5	PARAF SEXT 7/16X4 NF RP H	002304-3	PARAF SEXT 3/4X2.1/2 NF RP
006327-4	PARAF SEXT 1/2X1 NF RI	001214-9	PARAF SEXT 3/4X7 NF RP H
003902-0	PARAF SEXT 1/2X1.1/2 NF RI	200160-8	PARAF SEXT 7/8X1.1/2 NF RI H
000614-9	PARAF SEXT 1/2X2 NF RI	200161-6	PARAF SEXT 7/8X2 NF RI H
002285-3	PARAF SEXT 1/2X2 NF RP	002305-1	PARAF SEXT 7/8X6 NF DT D1000 H
002286-1	PARAF SEXT 1/2X2.1/2 NF RP	001215-7	PARAF SEXT 7/8X7 NF RP H
002287-0	PARAF SEXT 1/2X3 NF RP		

MILIMÉTRICOS

003868-7	PARAF SEXT 5X15 MA RI	002320-5	PARAF SEXT 10X40 MA RI
003869-5	PARAF SEXT 5X20 MA RI	004060-6	PARAF SEXT 10X45 MA RI
003870-9	PARAF SEXT 5X25 MA RI	002323-0	PARAF SEXT 10X60 MA RP
004068-1	PARAF SEXT 5X30 MA RI	002325-6	PARAF SEXT 10X70 MA RP
003871-7	PARAF SEXT 5X35 MA RP H	002326-4	PARAF SEXT 10X80 MA RP
003872-5	PARAF SEXT 5X40 MA RP H	002327-2	PARAF SEXT 10X110 MA RP
004069-0	PARAF SEXT 6X10 MA RI	004061-4	PARAF SEXT 12X35 MA RI
002306-0	PARAF SEXT 6X16 MA RI	002321-3	PARAF SEXT 12X40 MA RI
002307-8	PARAF SEXT 6X20 MA RI	004073-8	PARAF SEXT 14X50 MA RP
002308-6	PARAF SEXT 6X25 MA RI		
004077-0	PARAF SEXT 6X30 MA RI	003342-1	PARAF SEXT 16X140 MB RP(EMBOLO)
002309-4	PARAF SEXT 6X35 MA RI	004062-2	PARAF SEXT 12X40 MB RI
002310-8	PARAF SEXT 6X40 MA RI	004063-0	PARAF SEXT 12X45 MB RI
003595-5	PARAF SEXT 6X50 MA RI	004064-9	PARAF SEXT 12X75 MB RP H
002312-4	PARAF SEXT 8X20 MA RI	004065-7	PARAF SEXT 12X80 MB RP
002313-2	PARAF SEXT 8X25 MA RI	004066-5	PARAF SEXT 12X90 MB RP
002314-0	PARAF SEXT 8X30 MA RI	004067-3	PARAF SEXT 12X100 MB RP
002315-9	PARAF SEXT 8X35 MA RI	004070-3	PARAF SEXT 14X35 MB RI
002316-7	PARAF SEXT 8X40 MA RI	004071-1	PARAF SEXT 14X40 MB RI
002322-1	PARAF SEXT 8X50 MA RP	004072-0	PARAF SEXT 14X45 MB RI
002317-5	PARAF SEXT 10X20 MA RI	004074-6	PARAF SEXT 14X90 MB RP
004059-2	PARAF SEXT 10X25 MA RI	004075-4	PARAF SEXT 14X100 MB RP
002318-3	PARAF SEXT 10X30 MA RI	004076-2	PARAF SEXT 14X80 MB RP
002319-1	PARAF SEXT 10X35 MA RI		

PARAFUSOS / SEXTAVADOS 8.8**POLEGADAS**

003353-7	PARAF SEXT 1/4X3/4 NC RI 8.8	006364-9	PARAF SEXT 9/16X1.3/4 NC RI 8.8
004080-0	PARAF SEXT 1/4X7/8 NC RI 8.8	002738-3	PARAF SEXT 9/16X2 NC RI 8.8
003354-5	PARAF SEXT 1/4X1 NC RI 8.8	101080-8	PARAF SEXT 9/16X2 NC RP 8.8
004081-9	PARAF SEXT 1/4X1.1/4 NC RI 8.8	006362-2	PARAF SEXT 9/16X2.1/2 NC RP 8.8
004082-7	PARAF SEXT 1/4X1.1/2 NC RI 8.8	002737-5	PARAF SEXT 9/16X3 NC RP 8.8
000089-2	PARAF SEXT 1/4X2 NC RI 8.8	003726-5	PARAF SEXT 9/16X3.1/2 NC RP 8.8
000090-6	PARAF SEXT 1/4X2.1/2 NC RP 8.8	006363-0	PARAF SEXT 9/16X4 NC RP 8.8
003355-3	PARAF SEXT 5/16X3/4 NC RI 8.8	004113-0	PARAF SEXT 9/16X4.1/2 NC RP 8.8
004115-7	PARAF SEXT 5/16X7/8 NC RI 8.8	004114-9	PARAF SEXT 9/16X5 NC RP 8.8
003356-1	PARAF SEXT 5/16X1 NC RI 8.8	000098-1	PARAF SEXT 5/8X1.1/2 NC RI 8.8
006360-6	PARAF SEXT 5/16X1.1/4 NC RI 8.8	000099-0	PARAF SEXT 5/8X2 NC RI 8.8
003162-3	PARAF SEXT 5/16X1.1/2 NC RI 8.8	000100-7	PARAF SEXT 5/8X2.1/2 NC RP 8.8
004098-3	PARAF SEXT 5/16X2 NC RI 8.8	002339-6	PARAF SEXT 5/8X3 NC RP 8.8
004099-1	PARAF SEXT 5/16X2.1/2 NC RI 8.8	003350-2	PARAF SEXT 5/8X3.1/2 NC RP 8.8
004100-9	PARAF SEXT 5/16X3 NC RP 8.8	003351-0	PARAF SEXT 5/8X4 NC RP 8.8
005967-6	PARAF SEXT 5/16X3.1/2 NC RP 8.8	004105-0	PARAF SEXT 5/8X4.1/2 NC RP 8.8
005968-4	PARAF SEXT 5/16X4 NC RP 8.8	003352-9	PARAF SEXT 5/8X5 NC RP 8.8
003976-4	PARAF SEXT 3/8X3/4 NC RI 8.8 (50)	003719-2	PARAF SEXT 5/8X5.1/2 NC RP 8.8
004090-8	PARAF SEXT 3/8X7/8 NC RI 8.8	000825-7	PARAF SEXT 5/8X6 NC RP 8.8
002329-9	PARAF SEXT 3/8X1 NC RI 8.8	001287-4	PARAF SEXT 5/8X7 NC RP 8.8 H
003163-1	PARAF SEXT 3/8X1.1/2 NC RI 8.8	002332-9	PARAF SEXT 3/4X2 NC RI 8.8
100875-7	PARAF SEXT 3/8X2 NC RI 8.8	003230-1	PARAF SEXT 3/4X2.1/2 NC RP 8.8
003875-0	PARAF SEXT 3/8X2 NC RP 8.8	004084-3	PARAF SEXT 3/4X3 NC RP 8.8
003164-0	PARAF SEXT 3/8X2.1/2 NC RP 8.8	004085-1	PARAF SEXT 3/4X3.1/2 NC RP 8.8
003347-2	PARAF SEXT 3/8X3 NC RP 8.8	004087-8	PARAF SEXT 3/4X4 NC RP 8.8
004093-2	PARAF SEXT 3/8X3.1/2 NC RP 8.8	004089-4	PARAF SEXT 3/4X4.1/2 NC RP 8.8
002338-8	PARAF SEXT 3/8X4 NC RP 8.8	005382-1	PARAF SEXT 3/4X5 NC RP 8.8
003912-8	PARAF SEXT 3/8X4.1/2 NC RP 8.8	005383-0	PARAF SEXT 3/4X5.1/2 NC RP 8.8
001132-0	PARAF SEXT 3/8X5 NC RP 8.8	005384-8	PARAF SEXT 3/4X6 NC RP 8.8
003879-2	PARAF SEXT 7/16X1 NC RI 8.8	005385-6	PARAF SEXT 3/4X6.1/2 NC RP 8.8 H
005938-2	PARAF SEXT 7/16X1.1/4 NC RI 8.8	005386-4	PARAF SEXT 3/4X7 NC RP 8.8 H
002330-2	PARAF SEXT 7/16X1.1/2 NC RI 8.8	005387-2	PARAF SEXT 3/4X7.1/2 NC RP 8.8 H
005939-0	PARAF SEXT 7/16X2 NC RI 8.8	005388-0	PARAF SEXT 3/4X8 NC RP 8.8 H
004108-4	PARAF SEXT 7/16X2 NC RP 8.8 H	002393-0	PARAF SEXT 3/4X9 NC RP 8.8 H
004109-2	PARAF SEXT 7/16X2.1/2 NC RP 8.8	002409-0	PARAF SEXT 3/4X10 NC RP 8.8 H
004110-6	PARAF SEXT 7/16X3 NC RP 8.8	000644-0	PARAF SEXT 7/8X2.1/2 NC RI 8.8
006361-4	PARAF SEXT 7/16X3.1/2 NC RP 8.8	000648-3	PARAF SEXT 7/8X3 NC RP 8.8
100478-6	PARAF SEXT 7/16X8 NC RP 8.8 H	000649-1	PARAF SEXT 7/8X3.1/2 NC RP 8.8
004078-9	PARAF SEXT 1/2X1 NC RI 8.8	000675-0	PARAF SEXT 7/8X4 NC RP 8.8
003909-8	PARAF SEXT 1/2X1.1/4 NC RI 8.8	000690-4	PARAF SEXT 7/8X4.1/2 NC RP 8.8
002331-0	PARAF SEXT 1/2X1.1/2 NC RI 8.8	000260-7	PARAF SEXT 7/8X5 NC RP 8.8 (ALG TK CG)
003165-8	PARAF SEXT 1/2X2 NC RP 8.8	000261-5	PARAF SEXT 7/8X6 NC RP 8.8
003166-6	PARAF SEXT 1/2X2.1/2 NC RP 8.8	000262-3	PARAF SEXT 7/8X7 NC RP 8.8
004079-7	PARAF SEXT 1/2X3 NC RP 8.8	000263-1	PARAF SEXT 7/8X8 NC RP 8.8
002739-1	PARAF SEXT 1/2X3.1/2 NC RP 8.8	005389-9	PARAF SEXT 7/8X9 NC RP 8.8 H
003873-3	PARAF SEXT 1/2X4 NC RP 8.8	005390-2	PARAF SEXT 7/8X10 NC RP 8.8 H
003725-7	PARAF SEXT 1/2X4.1/2 NC RP 8.8	005898-0	PARAF SEXT 1X6 NC RP 8.8
001109-6	PARAF SEXT 1/2X5 NC RP 8.8	005391-0	PARAF SEXT 1X8 NC RP 8.8 (SUP TK CG)
004651-5	PARAF SEXT 1/2X5.1/2 NC RP 8.8	005392-9	PARAF SEXT 1X9 NC RP 8.8
002736-7	PARAF SEXT 9/16X1.1/2 NC RI 8.8	005393-7	PARAF SEXT 1X10 NC RP 8.8 H

004103-3	PARAF SEXT 1/4X1 NF RI 8.8	005272-8	PARAF SEXT 9/16X1.1/2 NF RI 8.8
002328-0	PARAF SEXT 1/4X2.3/4 NF RP 8.8 H	100238-4	PARAF SEXT 9/16X1.3/4 NF RI 8.8
004094-0	PARAF SEXT 5/16X3/4 NF RI 8.8	000107-4	PARAF SEXT 9/16X1.3/4 NF RP 8.8 H
004097-5	PARAF SEXT 5/16X7/8 NF RI 8.8 H	101388-2	PARAF SEXT 9/16X2 NF RI 8.8
004096-7	PARAF SEXT 5/16X1 NF RI 8.8	002348-5	PARAF SEXT 9/16X2 NF RP 8.8
004102-5	PARAF SEXT 5/16X1.1/4 NF RI 8.8	003880-6	PARAF SEXT 9/16X2.1/2 NF RP 8.8
004101-7	PARAF SEXT 5/16X1.1/2 NF RI 8.8	004111-4	PARAF SEXT 9/16X3 NF RP 8.8
004104-1	PARAF SEXT 5/16X2 NF RI 8.8	004112-2	PARAF SEXT 9/16X3.1/2 NF RP 8.8
001444-3	PARAF SEXT 5/16X2.1/2 NF RP 8.8	003358-8	PARAF SEXT 9/16X4 NF RP 8.8
001204-1	PARAF SEXT 5/16X4 NF RP 8.8	003359-6	PARAF SEXT 9/16X4.1/2 NF RP 8.8 H
001205-0	PARAF SEXT 5/16X4.1/2 NF RP 8.8 H	000108-2	PARAF SEXT 9/16X5 NF RP 8.8 H
003874-1	PARAF SEXT 3/8X1 NF RI 8.8	000109-0	PARAF SEXT 9/16X5.1/2 NF RP 8.8 H
002333-7	PARAF SEXT 3/8X1.1/2 NF RI 8.8	000091-4	PARAF SEXT 5/8X1.1/2 NF RI 8.8
002340-0	PARAF SEXT 3/8X1.1/2 NF RP 8.8 H	100041-1	PARAF SEXT 5/8X2 NF RI 8.8
002334-5	PARAF SEXT 3/8X1.3/4 NF RI 8.8	003877-6	PARAF SEXT 5/8X2 NF RP 8.8
002342-6	PARAF SEXT 3/8X1.3/4 NF RP 8.8 H	002350-7	PARAF SEXT 5/8X2.1/2 NF RP 8.8
004092-4	PARAF SEXT 3/8X2 NF RI 8.8 H	002351-5	PARAF SEXT 5/8X2.3/4 NF RP 8.8 H
003876-8	PARAF SEXT 3/8X2 NF RP 8.8	002564-0	PARAF SEXT 5/8X3 NF RP 8.8
002335-3	PARAF SEXT 3/8X2.1/2 NF RP 8.8	003878-4	PARAF SEXT 5/8X3.1/2 NF RP 8.8
003348-0	PARAF SEXT 3/8X3 NF RP 8.8	003349-9	PARAF SEXT 5/8X4 NF RP 8.8
002341-8	PARAF SEXT 3/8X3.1/2 NF RP 8.8	004106-8	PARAF SEXT 5/8X4.1/2 NF RP 8.8
001201-7	PARAF SEXT 3/8X4 NF RP 8.8	002352-3	PARAF SEXT 5/8X5 NF RP 8.8
001202-5	PARAF SEXT 3/8X4.1/2 NF RP 8.8 H	002353-1	PARAF SEXT 5/8X5.1/2 NF RP 8.8
001203-3	PARAF SEXT 3/8X5 NF RP 8.8 H	101347-5	PARAF SEXT 5/8X6 NF RP 8.8
004107-6	PARAF SEXT 7/16X1 NF RI 8.8	000249-6	PARAF SEXT 3/4X2 NF RI 8.8
002343-4	PARAF SEXT 7/16X1.1/4 NF RI 8.8	005575-1	PARAF SEXT 3/4X2.1/4 NF RP 8.8
100511-1	PARAF SEXT 7/16X1.1/4 NF RP 8.8	002354-0	PARAF SEXT 3/4X2.1/2 NF RP 8.8
002965-3	PARAF SEXT 7/16X1.1/2 NF RI 8.8	002357-4	PARAF SEXT 3/4X2.3/4 NF RP 8.8 H
002344-2	PARAF SEXT 7/16X1.1/2 NF RP 8.8 H	002355-8	PARAF SEXT 3/4X3 NF RP 8.8
000306-9	PARAF SEXT 7/16X1.3/4 NF RP 8.8 H	003475-4	PARAF SEXT 3/4X3.1/4 NF RP 8.8 H
003910-1	PARAF SEXT 7/16X2 NF RP 8.8	002356-6	PARAF SEXT 3/4X3.1/2 NF RP 8.8
003911-0	PARAF SEXT 7/16X2.1/4 NF RP 8.8	003151-8	PARAF SEXT 3/4X4 NF RP 8.8
003924-1	PARAF SEXT 7/16X2.1/2 NF RP 8.8	004088-6	PARAF SEXT 3/4X4.1/2 NF RP 8.8
004116-5	PARAF SEXT 7/16X3 NF RP 8.8	002742-1	PARAF SEXT 3/4X5 NF RP 8.8 (VW)
001113-4	PARAF SEXT 7/16X3.1/2 NF RP 8.8	003218-2	PARAF SEXT 3/4X5.1/2 NF RP 8.8
001131-2	PARAF SEXT 7/16X4 NF RP 8.8	003150-0	PARAF SEXT 3/4X6 NF RP 8.8
003243-3	PARAF SEXT 1/2X1 NF RI 8.8	006365-7	PARAF SEXT 3/4X6.1/2 NF RP 8.8 H
002336-1	PARAF SEXT 1/2X1.1/2 NF RI 8.8	100917-6	PARAF SEXT 7/8X4 1/2 NF RP 8.8 H
002345-0	PARAF SEXT 1/2X1.1/2 NF RP 8.8	000898-2	PARAF SEXT 7/8X4 NF RP 8.8 H
001286-6	PARAF SEXT 1/2X1.3/4 NF RP 8.8 H	006172-7	PARAF SEXT 7/8X5 NF RP 8.8 H
003147-0	PARAF SEXT 1/2X2 NF RI 8.8	000106-6	PARAF SEXT 7/8X5.1/2 NF RP 8.8 H
002337-0	PARAF SEXT 1/2X2 NF RP 8.8	003795-8	PARAF SEXT 7/8X6 NF RP 8.8 H Dn000/
002346-9	PARAF SEXT 1/2X2.1/2 NF RP 8.8	005597-2	PARAF SEXT 7/8X7 NF RP 8.8 H
003148-8	PARAF SEXT 1/2X3 NF RP 8.8	006366-5	PARAF SEXT 7/8X7.1/2 NF RP 8.8 H
002347-7	PARAF SEXT 1/2X3.1/2 NF RP 8.8	003796-6	PARAF SEXT 7/8X8 NF RP 8.8 H
003149-6	PARAF SEXT 1/2X4 NF RP 8.8	003253-0	PARAF SEXT 7/8X9 NF RP 8.8 H
001108-8	PARAF SEXT 1/2X4.1/2 NF RP 8.8	003252-2	PARAF SEXT 7/8X10 NF RP 8.8 H
100876-5	PARAF SEXT 1/2X5 NF RP 8.8		

MILIMÉTRICOS

005395-3	PARAF SEXT 5X10 MA RI 8.8 H	002360-4	PARAF SEXT 6X30 MA RI 8.8
006152-2	PARAF SEXT 5X12 MA RI 8.8 H	002361-2	PARAF SEXT 6X35 MA RI 8.8
005396-1	PARAF SEXT 5X15 MA RI 8.8 H	003380-4	PARAF SEXT 6X40 MA RI 8.8
005397-0	PARAF SEXT 5X20 MA RI 8.8 H	002395-7	PARAF SEXT 6X40 MA RP 8.8
002362-0	PARAF SEXT 6X10 MA RI 8.8	003054-6	PARAF SEXT 6X45 MA RI 8.8
006153-0	PARAF SEXT 6X12 MA RI 8.8	006269-3	PARAF SEXT 6X45 MA RP 8.8
002349-3	PARAF SEXT 6X16 MA RI 8.8	006915-9	PARAF SEXT 6X50 MA RI 8.8
002358-2	PARAF SEXT 6X20 MA RI 8.8	003381-2	PARAF SEXT 6X50 MA RP 8.8
002359-0	PARAF SEXT 6X25 MA RI 8.8	006916-7	PARAF SEXT 6X60 MA RI 8.8 H
		005273-6	PARAF SEXT 6X60 MA RP 8.8

003473-8	PARAF SEXT 6X70 MA RP 8.8	002376-0	PARAF SEXT 12X35 MA RI 8.8
005598-0	PARAF SEXT 8X10 MA RI 8.8	003792-3	PARAF SEXT 12X40 MA RI 8.8
006154-9	PARAF SEXT 8X12 MA RI 8.8	002418-0	PARAF SEXT 12X40 MA RP 8.8
002363-9	PARAF SEXT 8X16 MA RI 8.8	002382-5	PARAF SEXT 12X45 MA RI 8.8
002364-7	PARAF SEXT 8X20 MA RI 8.8	002419-8	PARAF SEXT 12X45 MA RP 8.8
002365-5	PARAF SEXT 8X25 MA RI 8.8	002377-9	PARAF SEXT 12X50 MA RI 8.8
002366-3	PARAF SEXT 8X30 MA RI 8.8	002420-1	PARAF SEXT 12X50 MA RP 8.8
000273-9	PARAF SEXT 8X35 MA RI 8.8	004121-1	PARAF SEXT 12X55 MA RP 8.8
004129-7	PARAF SEXT 8X35 MA RP 8.8	000264-0	PARAF SEXT 12X60 MA RI 8.8
000277-1	PARAF SEXT 8X40 MA RI 8.8	002421-0	PARAF SEXT 12X60 MA RP 8.8
003901-2	PARAF SEXT 8X40 MA RP 8.8	200224-8	PARAF SEXT 12X65 MA RP 8.8
003881-4	PARAF SEXT 8X45 MA RI 8.8	101042-5	PARAF SEXT 12X70 MA RI 8.8
002396-5	PARAF SEXT 8X45 MA RP 8.8	002422-8	PARAF SEXT 12X70 MA RP 8.8
004192-0	PARAF SEXT 8X50 MA RI 8.8	200235-3	PARAF SEXT 12X75 MA RP 8.8
002397-3	PARAF SEXT 8X50 MA RP 8.8	003799-0	PARAF SEXT 12X80 MA RI 8.8
100905-2	PARAF SEXT 8X55 MA RP 8.8	003159-3	PARAF SEXT 12X80 MA RP 8.8
003882-2	PARAF SEXT 8X60 MA RI 8.8	100873-0	PARAF SEXT 12X90 MA RI 8.8 H
002398-1	PARAF SEXT 8X60 MA RP 8.8	003160-7	PARAF SEXT 12X90 MA RP 8.8
003919-5	PARAF SEXT 8X65 MA RP 8.8	003797-4	PARAF SEXT 12X100 MA RI 8.8
000110-4	PARAF SEXT 8X70 MA RI 8.8	003900-4	PARAF SEXT 12X100 MA RP 8.8
002399-0	PARAF SEXT 8X70 MA RP 8.8	003913-6	PARAF SEXT 12X110 MA RP 8.8
006626-5	PARAF SEXT 8X80 MA RI 8.8 H	004227-7	PARAF SEXT 12X120 MA RP 8.8
002400-7	PARAF SEXT 8X80 MA RP 8.8	002426-0	PARAF SEXT 12X130 MA RP 8.8
002401-5	PARAF SEXT 8X90 MA RP 8.8	001133-9	PARAF SEXT 12X140 MA RP 8.8
002402-3	PARAF SEXT 8X100 MA RP 8.8	101380-7	PARAF SEXT 12X150 MA RP 8.8
002740-5	PARAF SEXT 8X110 MA RP 8.8	002379-5	PARAF SEXT 14X30 MA RI 8.8
002403-1	PARAF SEXT 8X120 MA RP 8.8	002380-9	PARAF SEXT 14X35 MA RI 8.8
004117-3	PARAF SEXT 10X16 MA RI 8.8	002381-7	PARAF SEXT 14X40 MA RI 8.8
002368-0	PARAF SEXT 10X20 MA RI 8.8	003491-6	PARAF SEXT 14X45 MA RI 8.8
002369-8	PARAF SEXT 10X25 MA RI 8.8	003915-2	PARAF SEXT 14X45 MA RP 8.8
002370-1	PARAF SEXT 10X30 MA RI 8.8	003104-6	PARAF SEXT 14X50 MA RI 8.8
002371-0	PARAF SEXT 10X35 MA RI 8.8	004123-8	PARAF SEXT 14X50 MA RP 8.8
003357-0	PARAF SEXT 10X35 MA RP 8.8	200225-6	PARAF SEXT 14X55 MA RP 8.8 H
002372-8	PARAF SEXT 10X40 MA RI 8.8	002427-9	PARAF SEXT 14X60 MA RP 8.8
002404-0	PARAF SEXT 10X40 MA RP 8.8	200226-4	PARAF SEXT 14X65 MA RP 8.8 H
004118-1	PARAF SEXT 10X45 MA RI 8.8	002428-7	PARAF SEXT 14X70 MA RP 8.8
002405-8	PARAF SEXT 10X45 MA RP 8.8	200236-1	PARAF SEXT 14X75 MA RP 8.8 H
003798-2	PARAF SEXT 10X50 MA RI 8.8	002429-5	PARAF SEXT 14X80 MA RP 8.8
002406-6	PARAF SEXT 10X50 MA RP 8.8	006367-3	PARAF SEXT 14X90 MA RP 8.8
004119-0	PARAF SEXT 10X55 MA RI 8.8 H	002430-9	PARAF SEXT 14X100 MA RP 8.8
002407-4	PARAF SEXT 10X55 MA RP 8.8	000899-0	PARAF SEXT 14X110 MA RP 8.8
002408-2	PARAF SEXT 10X60 MA RP 8.8	000900-8	PARAF SEXT 14X120 MA RP 8.8
001446-0	PARAF SEXT 10X65 MA RP 8.8	000901-6	PARAF SEXT 14X130 MA RP 8.8
002410-4	PARAF SEXT 10X70 MA RP 8.8	007734-8	PARAF SEXT 14X150 MA RP 8.8
002411-2	PARAF SEXT 10X75 MA RP 8.8	002383-3	PARAF SEXT 16X30 MA RI 8.8
002412-0	PARAF SEXT 10X80 MA RP 8.8	006368-1	PARAF SEXT 16X35 MA RI 8.8
002413-9	PARAF SEXT 10X90 MA RP 8.8	002384-1	PARAF SEXT 16X40 MA RI 8.8
004226-9	PARAF SEXT 10X100 MA RI 8.8	004126-2	PARAF SEXT 16X45 MA RI 8.8
002414-7	PARAF SEXT 10X100 MA RP 8.8	002385-0	PARAF SEXT 16X50 MA RI 8.8
002415-5	PARAF SEXT 10X110 MA RP 8.8	101079-4	PARAF SEXT 16X50 MA RP 8.8
002416-3	PARAF SEXT 10X120 MA RP 8.8	200227-2	PARAF SEXT 16X55 MA RP 8.8
002417-1	PARAF SEXT 10X130 MA RP 8.8	002431-7	PARAF SEXT 16X60 MA RP 8.8
004193-9	PARAF SEXT 10X140 MA RP 8.8	200228-0	PARAF SEXT 16X65 MA RP 8.8
004194-7	PARAF SEXT 10X150 MA RP 8.8	004128-9	PARAF SEXT 16X70 MA RP 8.8
100331-3	PARAF SEXT 10X170 MA RP 8.8 H	100877-3	PARAF SEXT 16X75 MA RP 8.8 H
002373-6	PARAF SEXT 12X20 MA RI 8.8	002432-5	PARAF SEXT 16X80 MA RP 8.8
002374-4	PARAF SEXT 12X25 MA RI 8.8	003466-5	PARAF SEXT 16X85 MA RP 8.8 H
002375-2	PARAF SEXT 12X30 MA RI 8.8	002433-3	PARAF SEXT 16X90 MA RP 8.8

000267-4	PARAF SEXT 16X100 MA RP 8.8	003476-2	PARAF SEXT 14X45 MB RP 8.8
005394-5	PARAF SEXT 16X110 MA RP 8.8	003939-0	PARAF SEXT 14X50 MB RI 8.8
000902-4	PARAF SEXT 16X140 MA RP 8.8	002446-5	PARAF SEXT 14X50 MB RP 8.8
005277-9	PARAF SEXT 16X190 MA RP 8.8 H	006370-3	PARAF SEXT 14X55 MB RP 8.8
005232-9	PARAF SEXT 16X230 MA RP 8.8 H	002447-3	PARAF SEXT 14X60 MB RP 8.8
000144-9	PARAF SEXT 18X40 MA RI 8.8	004124-6	PARAF SEXT 14X65 MB RP 8.8
200229-9	PARAF SEXT 18X45 MA RI 8.8	002449-0	PARAF SEXT 14X70 MB RP 8.8
000145-7	PARAF SEXT 18X50 MA RI 8.8	000265-8	PARAF SEXT 14X75 MB RP 8.8 H
000146-5	PARAF SEXT 18X60 MA RP 8.8	002450-3	PARAF SEXT 14X80 MB RP 8.8
200231-0	PARAF SEXT 18X65 MA RP 8.8 H	002451-1	PARAF SEXT 14X90 MB RP 8.8
000147-3	PARAF SEXT 18X70 MA RP 8.8	002452-0	PARAF SEXT 14X100 MB RP 8.8
000148-1	PARAF SEXT 18X80 MA RP 8.8	002453-8	PARAF SEXT 14X110 MB RP 8.8
000149-0	PARAF SEXT 18X90 MA RP 8.8	002454-6	PARAF SEXT 14X120 MB RP 8.8
000150-3	PARAF SEXT 18X100 MA RP 8.8	002455-4	PARAF SEXT 14X130 MB RP 8.8
000151-1	PARAF SEXT 18X110 MA RP 8.8	004228-5	PARAF SEXT 14X140 MB RP 8.8
000152-0	PARAF SEXT 18X120 MA RP 8.8	003914-4	PARAF SEXT 14X150 MB RP 8.8
000159-7	PARAF SEXT 18X130 MA RP 8.8	004171-8	PARAF SEXT 14X170 MB RP 8.8 H
000160-0	PF SX 18X140 MA RP 8.8 (ESTAB SC)	005940-4	PARAF SEXT 16X30 MB RI 8.8
000161-9	PARAF SEXT 18X150 MA RP 8.8	200207-8	PARAF SEXT 16X35 MB RI 8.8
000903-2	PARAF SEXT 20X50 MA RI 8.8	003167-4	PARAF SEXT 16X40 MB RI 8.8
001288-2	PARAF SEXT 20X60 MA RP 8.8	100203-1	PARAF SEXT 16X40 MB RP 8.8
001289-0	PARAF SEXT 20X70 MA RP 8.8	100978-8	PARAF SEXT 16X45 MB RI 8.8
001291-2	PARAF SEXT 20X80 MA RP 8.8	003916-0	PARAF SEXT 16X45 MB RP 8.8
001296-3	PARAF SEXT 20X100 MA RP 8.8	001135-5	PARAF SEXT 16X50 MB RI 8.8
001297-1	PARAF SEXT 20X120 MA RP 8.8	002456-2	PARAF SEXT 16X50 MB RP 8.8
000904-0	PARAF SEXT 20X150 MA RP 8.8	000226-7	PARAF SEXT 16X55 MB RP 8.8
000905-9	PARAF SEXT 20X160 MA RP 8.8 H	002457-0	PARAF SEXT 16X60 MB RP 8.8
000919-9	PARAF SEXT 20X170 MA RP 8.8 H	004127-0	PARAF SEXT 16X65 MB RP 8.8
001442-7	PARAF SEXT 20X180 MA RP 8.8 H	002459-7	PARAF SEXT 16X70 MB RP 8.8
003477-0	PARAF SEXT 22X120 MA RP 8.8 H	002460-0	PARAF SEXT 16X80 MB RP 8.8
001443-5	PARAF SEXT 22X180 MA RP 8.8 H	002461-9	PARAF SEXT 16X90 MB RP 8.8
007004-1	PARAF SEXT 10X40 MB RI 8.8	002462-7	PARAF SEXT 16X100 MB RP 8.8
004120-3	PARAF SEXT 12X20 MB RI 8.8	002463-5	PARAF SEXT 16X110 MB RP 8.8
002386-8	PARAF SEXT 12X25 MB RI 8.8	002464-3	PARAF SEXT 16X120 MB RP 8.8
002387-6	PARAF SEXT 12X30 MB RI 8.8	002465-1	PF SX 16X130 MB RP 8.8 (ALG SUP 690/)
002388-4	PARAF SEXT 12X35 MB RI 8.8	004125-4	PARAF SEXT 16X140 MB RP 8.8
101309-2	PARAF SEXT 12X35 MB RP 8.8	002468-6	PARAF SEXT 16X150 MB RP 8.8
002389-2	PARAF SEXT 12X40 MB RI 8.8	003727-3	PARAF SEXT 16X160 MB RP 8.8 H
003360-0	PARAF SEXT 12X40 MB RP 8.8	004172-6	PARAF SEXT 16X170 MB RP 8.8 H
002390-6	PARAF SEXT 12X45 MB RI 8.8	002469-4	PARAF SEXT 18X40 MB RI 8.8
002434-1	PARAF SEXT 12X45 MB RP 8.8	200233-7	PARAF SEXT 18X45 MB RI 8.8
003363-4	PARAF SEXT 12X50 MB RI 8.8	002470-8	PARAF SEXT 18X50 MB RI 8.8
002435-0	PARAF SEXT 12X50 MB RP 8.8	200230-2	PARAF SEXT 18X55 MB RP 8.8 H
002436-8	PARAF SEXT 12X55 MB RP 8.8	002471-6	PARAF SEXT 18X60 MB RP 8.8
002437-6	PARAF SEXT 12X60 MB RP 8.8	200234-5	PARAF SEXT 18X65 MB RP 8.8
002438-4	PARAF SEXT 12X65 MB RP 8.8	002472-4	PARAF SEXT 18X70 MB RP 8.8
002439-2	PARAF SEXT 12X70 MB RP 8.8	003378-2	PARAF SEXT 18X80 MB RP 8.8
002440-6	PARAF SEXT 12X80 MB RP 8.8	002473-2	PARAF SEXT 18X90 MB RP 8.8
002441-4	PARAF SEXT 12X90 MB RP 8.8	002474-0	PARAF SEXT 18X100 MB RP 8.8
002442-2	PARAF SEXT 12X100 MB RP 8.8	002475-9	PARAF SEXT 18X110 MB RP 8.8
002443-0	PARAF SEXT 12X110 MB RP 8.8	002476-7	PF SX 18X120 MB RP 8.8 (ALG TOV 92)
002444-9	PARAF SEXT 12X120 MB RP 8.8	000143-0	PARAF SEXT 18X130 MB RP 8.8
004122-0	PARAF SEXT 14X25 MB RI 8.8	002477-5	PF SX 18X140 MB RP 8.8 (ALG DT ATEGO)
002391-4	PARAF SEXT 14X30 MB RI 8.8	002478-3	PARAF SEXT 18X150 MB RP 8.8
002392-2	PARAF SEXT 14X35 MB RI 8.8	000268-2	PARAF SEXT 20X70 MB RP 8.8
004014-2	PARAF SEXT 14X40 MB RI 8.8	000269-0	PARAF SEXT 20X80 MB RP 8.8
005494-1	PARAF SEXT 14X40 MB RP 8.8	000270-4	PARAF SEXT 20X90 MB RP 8.8
002394-9	PARAF SEXT 14X45 MB RI 8.8	000271-2	PARAF SEXT 20X100 MB RP 8.8

000031-0 PARAF SEXT 20X120 MB RP 8.8
 003917-9 PARAF SEXT 22X60 MB RP 8.8 H
 101048-4 PARAF SEXT 22X90 MB RP 8.8 H

003918-7 PARAF SEXT 22X100 MB RP 8.8 H
 006408-4 PARAF SEXT 22X110 MB RP 8.8 H
 006682-6 PARAF SEXT 22X120 MB RP 8.8 H

PARAFUSOS / SEXTAVADOS 10.9

101175-8 PARAF SEXT 8X20 MA RI 10.9	006861-6 PARAF SEXT 14X40 MB RP 10.9
101176-6 PARAF SEXT 8X25 MA RI 10.9	101191-0 PARAF SEXT 14X45 MB RI 10.9
101177-4 PARAF SEXT 8X30 MA RI 10.9	006862-4 PARAF SEXT 14X45 MB RP 10.9
101178-2 PARAF SEXT 8X35 MA RI 10.9	101192-8 PARAF SEXT 14X50 MB RI 10.9
101179-0 PARAF SEXT 10X25 MA RI 10.9	003144-5 PARAF SEXT 14X50 MB RP 10.9
101180-4 PARAF SEXT 10X30 MA RI 10.9	003839-3 PARAF SEXT 14X60 MB RP 10.9
101181-2 PARAF SEXT 10X35 MA RI 10.9	101193-6 PARAF SEXT 14X70 MB RP 10.9
101182-0 PARAF SEXT 10X40 MA RI 10.9	101194-4 PARAF SEXT 14X80 MB RP 10.9
101183-9 PARAF SEXT 10X45 MA RI 10.9	101195-2 PARAF SEXT 14X100 MB RP 10.9
101184-7 PARAF SEXT 10X50 MA RI 10.9	200748-7 PARAF SEXT 14X120 MB RP 10.9
200250-7 PARAF SEXT 10X60 MA RP 10.9 (COLETOR MB)	200749-5 PARAF SEXT 14X130 MB RP 10.9
007981-2 PARAF SEXT 12X80 MA RP 10.9	200750-9 PARAF SEXT 14X150 MB RP 10.9
007646-5 PARAF SEXT 12X170 MA RP 10.9 H	008042-0 PARAF SEXT 16X45 MB RP 10.9 CARDA 1630/
002162-8 PARAF SEXT 14X40 MA RI 10.9	101196-0 PARAF SEXT 16X50 MB RI 10.9
101185-5 PARAF SEXT 12X40 MB RI 10.9	003940-3 PARAF SEXT 16X50 MB RP 10.9 CARDA 1935/
006860-8 PARAF SEXT 12X40 MB RP 10.9	101197-9 PARAF SEXT 16X60 MB RP 10.9
101186-3 PARAF SEXT 12X45 MB RI 10.9	101198-7 PARAF SEXT 16X70 MB RP 10.9
003181-0 PARAF SEXT 12X45 MB RP 10.9	101199-5 PARAF SEXT 16X80 MB RP 10.9
101187-1 PARAF SEXT 12X50 MB RI 10.9	101200-2 PARAF SEXT 16X100 MB RP 10.9
000134-1 PARAF SEXT 12X50 MB RP 10.9	101201-0 PARAF SEXT 16X120 MB RP 10.9
101188-0 PARAF SEXT 12X60 MB RP 10.9	101202-9 PARAF SEXT 16X130 MB RP 10.9
101189-8 PARAF SEXT 12X70 MB RP 10.9	200194-2 PARAF SEXT 16X140 MB RP 10.9
101217-7 PARAF SEXT 12X80 MB RP 10.9	101203-7 PARAF SEXT 16X150 MB RP 10.9
200746-0 PARAF SEXT 12X100 MB RP 10.9	200117-9 PARAF SEXT 20X120 MB RP 10.9 H
200747-9 PARAF SEXT 12X120 MB RP 10.9	101130-8 PARAF SEXT 3/8X1 1/2 NF RP 10.9 H
101190-1 PARAF SEXT 14X40 MB RI 10.9	

PARAFUSOS / CRAVO RECARTEILHADOS

101304-1 PARAF CRAVO 3/8X1 1/4 8.8 REC 10MM Y	200526-3 PARAF CR 9/16X1.3/4 REC 15MM Y
200034-2 PARAF CRAVO 3/8X1.3/8 8.8 REC 10MM Y	008153-1 PARAF CR 9/16X1.7/8 8.8 C/CH REC 14MM
008141-8 PARAF CRAVO 7/16X1 8.8 REC 12.5MM (BR)	008131-0 PARAF CR 9/16X2 10.9 REC 17MM
008127-2 PARAF CRAVO 7/16X1.1/2 5.8 REC 10MM H	200529-8 PARAF CR 9/16X2 5.8 REC 22MM H
008142-6 PARAF CRAVO 7/16X1.1/2 8.8 REC 11MM Y	200527-1 PARAF CR 9/16X2 8.8 REC 15MM Y
008144-2 PARAF CRAVO 7/16X1.1/2 8.8 REC 17MM	008151-5 PARAF CR 9/16X2 8.8 REC 20MM Y
008126-4 PARAF CRAVO 7/16X1.1/4 5.8 REC 10MM H	008148-5 PARAF CR 9/16X2.1/2 8.8 REC 15MM Y
008145-0 PARAF CRAVO 7/16X1.1/4 8.8 REC 11MM Y	008149-3 PARAF CR 9/16X2.1/2 8.8 REC 26MM Y
008133-7 PARAF CRAVO 1/2X1.1/2 8.8 REC 14MM Y	008132-9 PARAF CR 9/16X2.1/4 10.9 REC 17MM
008152-3 PARAF CRAVO 1/2X1.3/4 8.8 C/CH REC 8MM Y	008150-7 PARAF CR 9/16X2.1/4 8.8 REC 16MM H
008134-5 PARAF CRAVO 1/2X1.3/4 8.8 REC 14MM Y	008138-8 PARAF CR 5/8X2 8.8 REC 25MM
008129-9 PARAF CRAVO 1/2X2 10.9 REC 14MM	008139-6 PARAF CR 5/8X2.1/2 8.8 REC 35MM
008135-3 PARAF CRAVO 1/2X2 8.8 REC 14MM Y	008140-0 PARAF CR 5/8X3 8.8 REC 35MM
008143-4 PARAF CRAVO 1/2X2 8.8 REC 20MM Y	000135-0 PARAF CR 10X30 8.8 REC 14MM MB
008136-1 PARAF CRAVO 1/2X2.1/2 8.8 REC 14MM Y	008154-0 PARAF CR 10X40 8.8 REC 15MM MB
008137-0 PARAF CRAVO 1/2X2.1/4 8.8 REC 14MM H	008159-0 PARAF CR 12X40 8.8 REC 17MM H
008128-0 PARAF CRAVO 9/16X1.1/2 5.8 REC 15MM H	000172-4 PARAF CR 12X40 8.8 REC 20MM Y
200528-0 PARAF CRAVO 9/16X1.1/2 8.8 REC 15MM Y	008155-8 PARAF CR 12X45 10.9 REC 16MM
008146-9 PARAF CRAVO 9/16X1.1/2 8.8 REC 20MM Y	008160-4 PARAF CR 12X45 8.8 REC 15MM H
008130-2 PARAF CRAVO 9/16X1.3/4 10.9 REC 17MM	200524-7 PARAF CR 12X45 8.8 REC 20MM Y
008147-7 PARAF CRAVO 9/16X1.3/4 8.8 REC 20MM Y	008161-2 PARAF CR 12X50 8.8 REC 15MM H













200525-5	PARAF CRAVO 12X50 8.8 REC 20MM Y	008158-2	PARAF CRAVO 14X55 10.9 REC 30MM
008156-6	PARAF CRAVO 14X45 10.9 REC 20MM	008164-7	PARAF CRAVO 14X55 8.8 REC 16MM H
008162-0	PARAF CRAVO 14X45 8.8 REC 16MM H	008165-5	PARAF CRAVO 14X55 8.8 REC 26MM Y
000155-4	PARAF CRAVO 14X45 8.8 REC 20MM Y	008166-3	PARAF CRAVO 14X60 8.8 REC 26MM BR
008157-4	PARAF CRAVO 14X48 10.9 REC 27MM	008167-1	PARAF CRAVO 16X50 8.8 REC 23MM
008163-9	PARAF CRAVO 14X50 8.8 REC 16MM H	008168-0	PARAF CRAVO 16X80 8.8 REC 23MM
200114-4	PARAF CRAVO 14X50 8.8 REC 20MM Y		

PORCAS SEXTAVADAS

002572-0	PORCA 3/16 NC (100)	000760-9	PORCA 3/8 NF TOR
002570-4	PORCA 1/4 NC	000725-0	PORCA 7/16 NF
004133-5	PORCA 1/4 NC 8.8	004145-9	PORCA 7/16 NF 8.8
004134-3	PORCA 1/4 NC TOR	000734-0	PORCA 7/16 NF DP
000708-0	PORCA 5/16 NC	000752-8	PORCA 7/16 NF NY ALTA
200257-4	PORCA 5/16 NC (Zinc p/Pa Fr)	000761-7	PORCA 7/16 NF TOR
004140-8	PORCA 5/16 NC 8.8	000726-9	PORCA 1/2 NF
005281-7	PORCA 5/16 NC BORB	004132-7	PORCA 1/2 NF 8.8
000719-6	PORCA 5/16 NC TOR	006299-5	PORCA 1/2 NF CON 5.8
000709-9	PORCA 3/8 NC	000742-0	PORCA 1/2 NF CST
100930-3	PORCA 3/8 NC (Zinc p/Frances)	000735-8	PORCA 1/2 NF DP
004138-6	PORCA 3/8 NC 8.8	101314-9	PORCA 1/2 NF NY ALTA
005282-5	PORCA 3/8 NC BORB	000753-6	PORCA 1/2 NF NY BXA
000712-9	PORCA 3/8 NC DP	000762-5	PORCA 1/2 NF TOR
000720-0	PORCA 3/8 NC TOR	000727-7	PORCA 9/16 NF
000710-2	PORCA 7/16 NC	004263-3	PORCA 9/16 NF 8.8
004144-0	PORCA 7/16 NC 8.8	006300-2	PORCA 9/16 NF CON 5.8
000713-7	PORCA 7/16 NC DP	000743-9	PORCA 9/16 NF CST
000721-8	PORCA 7/16 NC TOR	000736-6	PORCA 9/16 NF DP
000711-0	PORCA 1/2 NC	000754-4	PORCA 9/16 NF NY ALTA
004131-9	PORCA 1/2 NC 8.8	000763-3	PORCA 9/16 NF TOR
000714-5	PORCA 1/2 NC DP	000728-5	PORCA 5/8 NF
000722-6	PORCA 1/2 NC TOR	004201-3	PORCA 5/8 NF 8.8
003095-3	PORCA 9/16 NC	000744-7	PORCA 5/8 NF CST
004262-5	PORCA 9/16 NC 8.8	000737-4	PORCA 5/8 NF DP
004147-5	PORCA 9/16 NC NY ALTA	000755-2	PORCA 5/8 NF NY ALTA
004148-3	PORCA 9/16 NC TOR	000764-1	PORCA 5/8 NF TOR
002734-0	PORCA 5/8 NC	000730-7	PORCA 3/4 NF
004200-5	PORCA 5/8 NC 8.8	004199-8	PORCA 3/4 NF 8.8
004143-2	PORCA 5/8 NC DP	000745-5	PORCA 3/4 NF CST
100639-8	PORCA 5/8 NC NY ALTA	000738-2	PORCA 3/4 NF DP (PROM)
004142-4	PORCA 5/8 NC TOR	000756-0	PORCA 3/4 NF NY ALTA
002735-9	PORCA 3/4 NC	000765-0	PORCA 3/4 NF TOR
004259-5	PORCA 3/4 NC 8.8	000731-5	PORCA 7/8 NF
004137-8	PORCA 3/4 NC TOR	004261-7	PORCA 7/8 NF 8.8
004146-7	PORCA 7/8 NC	000746-3	PORCA 7/8 NF CST
004260-9	PORCA 7/8 NC 8.8	000739-0	PORCA 7/8 NF DP (PROM)
006139-5	PORCA 7/8 NC TOR	200238-8	PORCA 7/8 NF DP 10.9
004130-0	PORCA 1" NC	000757-9	PORCA 7/8 NF NY BXA
004195-5	PORCA 1" NC CST	000766-8	PORCA 7/8 NF TOR
004211-0	PORCA 1" NC NY ALTA	000741-2	PORCA 7/8 NF TUCHO
006138-7	PORCA 1" NC TOR	000732-3	PORCA 1" NF
003309-0	PORCA 3/16 NF	000747-1	PORCA 1" NF CST
002571-2	PORCA 1/4 NF	000740-4	PORCA 1" NF DP
004135-1	PORCA 1/4 NF 8.8	200546-8	PORCA 1" NF NY ALTA
004136-0	PORCA 1/4 NF TOR	000758-7	PORCA 1" NF NY BXA
000723-4	PORCA 5/16 NF	000767-6	PORCA 1" NF TOR
004141-6	PORCA 5/16 NF 8.8	000748-0	PORCA 1.1/8 NF CST
000759-5	PORCA 5/16 NF TOR	001305-6	PORCA 1.1/8 NF DP (10)
000724-2	PORCA 3/8 NF	000749-8	PORCA 1.1/4 NF CST RC/TENS 2013
004139-4	PORCA 3/8 NF 8.8	005278-7	PORCA 1.1/4 NF DP
000733-1	PORCA 3/8 NF DP	000750-1	PORCA 1.1/2 NF CST
000751-0	PORCA 3/8 NF NY ALTA		

008027-6	PORCA 4MM MA 5.8	003362-6	PORCA 8MM MB 8.8
000625-4	PORCA 5MM MA 5.8	001216-5	PORCA 8MM MB TOR
000626-2	PORCA 6MM MA 5.8	000670-0	PORCA 10MM MB 8.8
000635-1	PORCA 6MM MA 8.8	101093-0	PORCA 10MM MB NY BXA
101218-5	PORCA 6MM MA FL/TOR	000696-3	PORCA 10MM MB TOR
200183-7	PORCA 6MM MA NY BXA	000663-7	PORCA 12MM MB 5.8
000656-4	PORCA 6MM MA TOR	000671-8	PORCA 12MM MB 8.8
000627-0	PORCA 8MM MA 5.8	000684-0	PORCA 12MM MB CST
000636-0	PORCA 8MM MA 8.8	000676-9	PORCA 12MM MB DP
200473-9	PORCA 8MM MA BORB	101219-3	PORCA 12MM MB FL/TOR 10.9
000641-6	PORCA 8MM MA DP	101556-7	PORCA 12MM MB NY ALTA
101214-2	PORCA 8MM MA FL/TOR	000691-2	PORCA 12MM MB NY BXA
200119-5	PORCA 8MM MA NY BXA	000697-1	PORCA 12MM MB TOR
000657-2	PORCA 8MM MA TOR	000664-5	PORCA 14MM MB 5.8
000628-9	PORCA 10MM MA 5.8	000672-6	PORCA 14MM MB 8.8
000637-8	PORCA 10MM MA 8.8	000685-8	PORCA 14MM MB CST
004196-3	PORCA 10MM MA BORB	000677-7	PORCA 14MM MB DP
003973-0	PORCA 10MM MA Cht5mm 8.8 TURB	101216-9	PORCA 14MM MB FL/TOR 10.9
000642-4	PORCA 10MM MA DP	000692-0	PORCA 14MM MB NY BXA
101215-0	PORCA 10MM MA FL/TOR	000698-0	PORCA 14MM MB TOR
000652-1	PORCA 10MM MA NY BXA	000665-3	PORCA 16MM MB 5.8
000658-0	PORCA 10MM MA TOR	000673-4	PORCA 16MM MB 8.8
000629-7	PORCA 12MM MA 5.8	000686-6	PORCA 16MM MB CST
000638-6	PORCA 12MM MA 8.8	004197-1	PORCA 16MM MB CST ALTA C/COROA
006351-7	PORCA 12MM MA NY ALTA	000678-5	PORCA 16MM MB DP
001457-5	PORCA 12MM MA NY BXA	101220-7	PORCA 16MM MB FL/TOR 10.9
000659-9	PORCA 12MM MA TOR	000693-9	PORCA 16MM MB NY ALTA
000630-0	PORCA 14MM MA 5.8	006895-0	PORCA 16MM MB NY BAXA
000639-4	PORCA 14MM MA 8.8	000699-8	PORCA 16MM MB TOR
006350-9	PORCA 14MM MA DP	000666-1	PORCA 18MM MB 5.8
101557-5	PORCA 14MM MA NY ALTA	000687-4	PORCA 18MM MB CST
000654-8	PORCA 14MM MA NY BXA	004198-0	PORCA 18MM MB CST ALTA C/COROA
000660-2	PORCA 14MM MA TOR	000679-3	PORCA 18MM MB DP (PROM)
000631-9	PORCA 16MM MA 5.8	006407-6	PORCA 18MM MB DP 10.9
000640-8	PORCA 16MM MA 8.8	000694-7	PORCA 18MM MB NY ALTA
000650-5	PORCA 16MM MA CST	000700-5	PORCA 18MM MB TOR
000645-9	PORCA 16MM MA DP	004229-3	PORCA 20MM MB 10.9
000655-6	PORCA 16MM MA NY ALTA	000667-0	PORCA 20MM MB 5.8
000661-0	PORCA 16MM MA TOR	000688-2	PORCA 20MM MB CST
006352-5	PORCA 18MM MA 5.8	004230-7	PORCA 20MM MB CST ALTA C/COROA
005897-1	PORCA 18MM MA TOR	000680-7	PORCA 20MM MB DP
000632-7	PORCA 20MM MA 5.8	000701-3	PORCA 20MM MB TOR
000646-7	PORCA 20MM MA DP	000674-2	PORCA 22MM MB 10.9
002629-8	PORCA 20MM MA NY ALTA	000668-8	PORCA 22MM MB 5.8
005357-0	PORCA 20MM MA TOR (PI BUS VL)	000689-0	PORCA 22MM MB CST
000647-5	PORCA 22MM MA DP (2,5)	000681-5	PORCA 22MM MB DP
005948-0	PORCA 22MM MA NY BXA	005969-2	PORCA 22MM MB NY BXA
006353-3	PORCA 22MM MA TOR	000702-1	PORCA 22MM MB TOR
000705-6	PORCA 22MM MA TUCHO	000683-1	PORCA 24MM X 1,5 MB DP
005279-5	PORCA 24MM X 3,0 MA	007339-3	PORCA 24MM X 1,5 MB NY BXA
000707-2	PORCA 24MM X 3,0 MA DP VL	005280-9	PORCA 24MM X 2,0 MB
200158-6	PORCA 28MM MA TORQ	000682-3	PORCA 24MM X 2,0 MB DP
000651-3	PORCA 30MM X 3,5 MA CST BXA KR	000695-5	PORCA 24MM X 2,0 MB NY BXA 8.8 (Ciser) *
100483-2	PORCA 30MM X 3,5 MA DP	100126-4	PORCA 24MM X 2,0 MB NY BXA 8.8 (Temp Fey)
000704-8	PORCA 36MM X 4,0 MA CST KR	008021-7	PORCA 24MM X 2,0 MB NY ALTA 8.8
		000703-0	PORCA 30MM X 2,0 MB CST RN
		100224-4	PORCA 30MM X 2,0 MB NY BXA

TAPA-BARROS DE BORRACHA

	2583-6 TAPA BARRO DT SCANIA-R (500x410mm) 22255		6839-0 TAPA BARRO DT SCANIA-T (500x360mm) 22529
	2584-4 TAPA BARRO TR SCANIA (610x380mm) 22257		6840-3 TAPA BARRO DT VOLVO (440x400mm) 22551
	2585-2 TAPA BARRO TR VOLVO (635x325mm) 22250		2592-5 TAPA BARRO TR KRONE (650x530mm) 22262
	6247-2 TAPA BARRO TR NOMA (690x500mm) 22213		2595-0 TAPA BARRO RECRUSUL (665x460mm) 22265
	2588-7 TAPA BARRO TR MB (660x450mm) 22259		6841-1 TAPA BARRO DT MB (380x400mm) 22555
	6842-0 TAPA BARRO DT VW (450x400mm) 22550		6843-8 TAPA BARRO TR VW (500x490mm) 22559




6844-6
TAPA BARRO
TR VW
(590x490mm)
22560




2590-9
TAPA BARRO
GUERRA
(700x500mm)
22260



2731-6
TAPA
BARRO
RANDON
(700x500)
22510



6838-1
TAPA
BARRO
BORR
LISO
(700x500)
22571



101889-2
TAPA
BARRO BORR
GUERRA MOD
AMARELO
(690x530)



6837-3
TAPA
BARRO
BORR LISO
(600x500)
22570



6836-5
TAPA
BARRO
BORR LISO
(500x500)
22569



7815-8
TAPA
BARRO BORR
RANDON MOD
700x530
(ALTO)

TAPA-BARROS LONADOS



7325-3
TAPA BARRO
LON LISO
(300x400mm)



7326-1
TAPA BARRO
LON LISO
(400x500mm)



3213-1
TAPA BARRO
LON LISO
(500x500mm)



3214-0
TAPA BARRO
LON LISO
(600x500mm)



3215-8
TAPA BARRO
LON LISO
(700x500mm)



100042-0
TAPA BARRO
LON NOMA
(690x500mm)




7329-6

TAPA
BARRO
LON
DT MB
(380x400mm)



7814-0

TAPA
BARRO
TR MB
1935/38
(610x300mm)



101754-3

TAPA
BARRO
LON
FORD
(600x350mm)



7330-0

TAPA
BARRO
LON
TR MB
(670x460mm)



7327-0

TAPA
BARRO
LON
TR SC
(610x380mm)



101085-9

TAPA
BARRO
LON TR
SC 5s/5R
(660x260mm)




7328-8

TAPA
BARRO
LON
DT SC
(500x360)



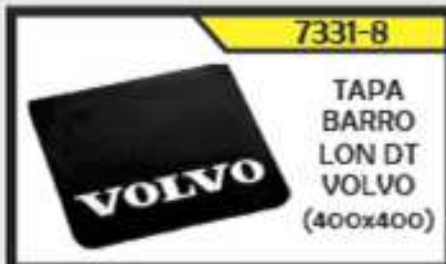
SAIAS (LAMEIRAO)

- 100184-1 TAPA BARRO LON 1800X500
- 100185-0 TAPA BARRO LON 2200X500 (LAMEIRAO)
- 200870-0 TAPA BARRO LON 2500X600
- 003261-1 TAPA BARRO LON 2500X700 (LAMEIRAO) *
- 007270-2 TAPA BARRO LON 2500X800
- 007376-8 TAPA BARRO LON 2500X900
- 101890-6 TAPA BARRO LON 2500X1000 (LAMEIRAO) *



7332-6

TAPA
BARRO
LON
TR VL
(640x320)



7331-8

TAPA
BARRO
LON DT
VOLVO
(400x400)



7813-1

TAPA
BARRO
LON DT
VOLKS
(500x500)




100573-1

TAPA
BARRO
LON TR
VOLVO
FRESADO
(630x450mm)



100043-8

TAPA
BARRO
LON
FACCHINI
(590x455)



101005-0

TAPA
BARRO
LON TR
VOLKS
(590x490)



100572-3

TAPA
BARRO
LON
IVECO
(620x350)



7321-0

TAPA
BARRO LON
GUERRA
(710x540mm)



6961-2

TAPA
BARRO LON
RANDON
(700x530mm)



101059-0

TAPA
BARRO LON
RANDON
BITREM
(610x620mm)

CENTROS E ANEIS DE RODA

594-0



CENTRO RODA 608/6F (10,5mm)

622-0



CENTRO RODA 709/912 6F (21,5mm)

706-4



CENTRO RODA 1113 8F (27mm)

CHAPA 3/8

716-1



CENTRO RODA 1313/10F (27mm)

CHAPA 3/8

819-2



CHAPA 3/8

3281-6

CHAPA 7/16

CENTRO RODA F600/F12000 C-60/D60 6F (32,3mm)

818-4



CENTRO RODA F4000/400/95 AG 1600/7000 8F (17,4mm)

200157-8



CENTRO RODA 1935/RETO 10F (26mm)

CHAPA 1/2

200154-3



CHAPA 3/8

200155-1

CHAPA 7/16

CENTRO RODA 1214/RETO 10F (26mm)

200153-5



CENTRO RODA VW 690/RETO 6F (21mm)


200156-0



CENTRO RODA VW 14140/RETO 10F (26mm)

CHAPA 7/16

443-0



ANEL UNICO RODA

MB 608/912 16"

445-6

F4000-CG814/914 VW8100/8140 16"

824-9

1113/2213-BUS 1113/1517 20"

RODAS-SEPARADORES

200023-7



RODA SR SUSPENSYS (7,50x22,5) 3007

101366-1



RODA DISCO ARO 6X17 5 MB608/709/912

200634-0



RODA DISCO ARO 8,25X22,5 S/CAMARA

200633-2



SEPARADOR RODA 10F ARO 20"

200635-9




RODA RAIADA ARO 8,25X22,5 S/CAMARA

513-4



SEPARADOR RODA 12F ARO 22"

ESPELHOS DE RODA - TAPA PO

004029-0 ESPELHO RODA TR 1313 LE 6173	MOD A		
000030-2 ESPELHO RODA TR 1513 LE 6176	MOD A	A	B
100343-7 ESP RODA MB FR AR (PAR) LJ209/210	MOD B		
000003-5 TAPA-PO BX 6" BIPART 082 (PAR)	MOD C	C	D
000004-3 TAPA-PO BX 7" BIPART 094	MOD C		
000011-6 TAPA-PO BX 8" BIPART 252	MOD C	E	F
000012-4 TAPA-PO MA 6"-7" BIPART 203	MOD C		
000010-8 TAPA-PO BX 6"-7" CG BIPART 276	MOD D	G	H
000019-1 TAPA-PO RD 6"-7"-8" (INTEIRO) 136	MOD E		
000015-9 TAPA-PO RN 7"-8" BIPART 100	MOD F	I	J
000013-2 TAPA-PO MA 8" BIPART 215	MOD F	J	
000014-0 TAPA-PO RN 6" BIPART 014	MOD G		
100755-6 TAPA-PO TR MB 1113/2013 BIPART 129	MOD H		

CONEXÕES FREIO A AR

ANILHAS

- 001481-8 100AR-02 ANEL 3/16 % (LUVA)
- 001482-6 100AR-03 ANEL 1/4 %
- 001483-4 100AR-04 ANEL 5/16 %
- 001484-2 100AR-05 ANEL 3/8 %
- 001485-0 100AR-07 ANEL 1/2 %
- 001486-9 100AR-08 ANEL 5/8 %
- 004178-5 100AR-09 ANEL 3/4 %



PORCA LONGA

- 001487-7 101AR-02 PORCA 3/16
- 001488-5 101AR-03 PORCA 1/4
- 001489-3 101AR-04 PORCA 5/16
- 001490-7 101AR-05 PORCA 3/8
- 001503-2 101AR-07 PORCA 1/2
- 001504-0 101AR-08 PORCA 5/8



UNIAO MONTADA

- 001505-9 102AR-02M UNIAO 3/16
- 001506-7 102AR-03M UNIAO 1/4
- 001546-6 102AR-04M UNIAO 5/16
- 001560-1 102AR-05M UNIAO 3/8
- 001567-9 102AR-07M UNIAO 1/2
- 001571-7 102AR-08M UNIAO 5/8



INSERT

- 001572-5 103AR-02 INSERT 3/16 %
- 001573-3 103AR-03 INSERT 1/4 %
- 001574-1 103AR-04 INSERT 5/16 %
- 001577-6 103AR-05 INSERT 3/8 %
- 001589-0 103AR-07 INSERT 1/2 %
- 001591-1 103AR-08 INSERT 5/8 %



CONECTOR MACHO

- 015938-7 104AR-04M CONECT. 1/4X1/8
- 001599-7 104AR-05M CONECT. 1/4X1/4
- 002666-2 104AR-08M CONECT. 5/16X1/8
- 001601-2 104AR-09M CONECT. 5/16X1/4
- 001604-7 104AR-11M CONECT. 3/8X1/8
- 001605-5 104AR-12M CONECT. 3/8X1/4
- 001636-5 104AR-18M CONECT. 1/2X1/4
- 004179-3 104AR-19M CONECT. 1/2X3/8
- 001637-3 104AR-20M CONECT. 1/2X1/2



COTOVELO MACHO

- 001638-1 106AR-04M COTOV MA 1/4X1/8
- 001640-3 106AR-05M COTOV MA 1/4X1/4
- 002667-0 106AR-08M COTOV MA 5/16X1/8
- 001641-1 106AR-09M COTOV MA 5/16X1/4
- 001673-0 106AR-11M COTOV MA 3/8X1/8
- 001675-6 106AR-12M COTOV MA 3/8X1/4
- 001676-4 106AR-18M COTOV MA 1/2X1/4
- 004181-5 106AR-19M COTOV MA 1/2X3/8
- 001677-2 106AR-20M COTOV MA 1/2X1/2



COTOVELO UNIAO

- 005985-4 107AR-03M COTOV UNIAO 1/4
- 005986-2 107AR-05M COTOV UNIAO 3/8
- 005987-0 107AR-07M COTOV UNIAO 1/2



TEE UNIAO

- 001678-0 109AR-03M TEE UNIAO 1/4
- 004180-7 109AR-04M TEE UNIAO 5/16
- 002833-9 109AR-05M TEE UNIAO 3/8
- 001679-9 109AR-07M TEE UNIAO 1/2



TEE MACHO

- 004279-0 110AR-06M TEE MA 1/4X3/8



LUVA

- 100522-7 120AR-02 LUVA 3/16
- 100523-5 120AR-03 LUVA 1/4
- 100524-3 120AR-04 LUVA 5/16
- 100525-1 120AR-05 LUVA 3/8
- 100526-0 120AR-07 LUVA 1/2



UNIAO DE ANTEPARO

- 3244-1 114AR-01M/214-01M UNIAO ANTEP.3/8X1/2
- 3245-0 114AR-02M/214-02M UNIAO ANTEP.1/2X1/2
- 101871-0 361MI-22M UNIAO ANTEP CPL 10XM16X1,5



ANILHAS

- 004646-9 150AR-01 ANEL 4mm %
- 004647-7 150AR-02 ANEL 6mm
- 004648-5 150AR-03 ANEL 8mm
- 004649-3 150AR-04 ANEL 10mm
- 004650-7 150AR-05 ANEL 12mm



INSERT

- 001680-2 153AR-01 INSERT 4mm
- 001693-4 153AR-02 INSERT 6mm
- 001694-2 153AR-03 INSERT 8mm
- 001695-0 153AR-04 INSERT 10mm
- 001696-9 153AR-05 INSERT 12mm
- 001718-3 153AR-07 INSERT 16mm



CONEXÕES DE COMPRESSÃO

PORCA CURTA

- 004420-2 201CO-03 PORCA 1/4
- 004463-6 201CO-04 PORCA 5/16
- 004491-1 201CO-05 PORCA 3/8
- 004527-6 201CO-07 PORCA 1/2



UNIAO COMPLETA



- 001719-1 202CO-03M UNIAO 1/4
- 001720-5 202CO-04M UNIAO 5/16
- 001721-3 202CO-05M UNIAO 3/8
- 001724-8 202CO-07M UNIAO 1/2

COTOVELO MACHO



- 004542-0 205CO-04M COT.MA 1/4X1/8
- 003328-6 205CO-05M COT.MA 1/4X1/4
- 003329-4 205CO-08M COT.MA 5/16X1/8
- 003330-8 205CO-11M COT.MA 3/8X1/8

TEE UNIAO



- 001726-4 208CO-03M TEE UNIAO 1/4
- 001738-8 208CO-07M TEE UNIAO 1/2

TEE MACHO LATERAL



- 100530-8 210CO-03M TEE M/LAT 1/4X1/8
- 100531-6 210CO-04M TEE M/LAT 1/4X1/4

LUVA

- 001741-8 300MI-01 LUVA 4mm
- 001749-3 300MI-02 LUVA 6mm
- 001793-0 300MI-03 LUVA 8mm
- 001863-5 300MI-04 LUVA 10mm
- 001864-3 300MI-05 LUVA 12mm
- 001865-1 300MI-07 LUVA 16mm
- 000026-4 300MI-08 LUVA 18mm
- 000049-3 300MI-09 LUVA 22mm



PORCA CURTA

- 001866-0 301MI-01 PORCA 4mm
- 001867-8 301MI-02 PORCA 6mm
- 001868-6 301MI-03 PORCA 8mm
- 001869-4 301MI-04 PORCA 10mm
- 001870-8 301MI-05 PORCA 12mm
- 001871-6 301MI-07 PORCA 16mm



UNIAO COMPLETA

- 001872-4 302MI-01M UNIAO 4mm
- 001873-2 302MI-02M UNIAO 6mm
- 001874-0 302MI-03M UNIAO 8mm
- 001875-9 302MI-04M UNIAO 10mm
- 001876-7 302MI-05M UNIAO 12mm
- 001877-5 302MI-07M UNIAO 16mm



CONECTOR MACHO



- 004584-5 303MI-03M CONECTOR MA 6X10
- 004599-3 303MI-04M CONECTOR MA 6X12
- 001878-3 303MI-06M CONECTOR MA 6X16
- 004618-3 303MI-09M CONECTOR MA 8X12
- 001879-1 303MI-11M CONECTOR MA 8X16
- 001881-3 303MI-16M CONECTOR MA 10X16
- 004619-1 303MI-18M CONECTOR MA 10X22
- 004620-5 303MI-22M CONECTOR MA 12X22

COTOVELO UNIAO



- 005988-9 304MI-01M COTOV UNIAO 4mm
- 005989-7 304MI-02M COTOV UNIAO 6mm
- 005990-0 304MI-03M COTOV UNIAO 8mm
- 005991-9 304MI-04M COTOV UNIAO 10mm
- 005992-7 304MI-05M COTOV UNIAO 12mm

COTOVELO MACHO



- 007005-0 305MI-03M COTOV MA 6X10
- 000071-0 305MI-04M COTOV MA 6X12
- 001882-1 305MI-06M COTOV MA 6X16
- 000212-7 305MI-09M COTOV MA 8X12
- 001883-0 305MI-11M COTOV MA 8X16
- 000216-0 305MI-14M COTOV MA 10X12
- 001884-8 305MI-16M COTOV MA 10X16
- 000214-3 305MI-21M COTOV MA 12X16
- 000215-1 305MI-23M COTOV MA 12X22

TEE UNIAO



- 001885-6 306MI-02M TEE UNIAO 6MM
- 001886-4 306MI-03M TEE UNIAO 8MM
- 001887-2 306MI-04M TEE UNIAO 10MM
- 001888-0 306MI-05M TEE UNIAO 12MM
- 000062-0 306MI-07M TEE UNIAO 16MM

CONECTOR MACHO NPT



- 001889-9 351MI-03M CONECTOR MA 6X1/8 NPT
- 001890-2 351MI-04M CONECTOR MA 6X1/4 NPT
- 001891-0 351MI-06M CONECTOR MA 8X1/8 NPT
- 001892-9 351MI-07M CONECTOR MA 8X1/4 NPT
- 001893-7 351MI-09M CONECTOR MA 10X1/4 NPT
- 001894-5 351MI-12M CONECTOR MA 12X1/4 NPT

COTOVELO MACHO NPT



- 001895-3 353MI-02M COTOV MA 6X1/8 NPT
- 001896-1 353MI-03M COTOV MA 6X1/4 NPT
- 001897-0 353MI-04M COTOV MA 8X1/8 NPT
- 001898-8 353MI-05M COTOV MA 8X1/4 NPT
- 001906-2 353MI-09M COTOV MA 10X1/4 NPT
- 001907-0 353MI-12M COTOV MA 12X1/4 NPT

UNIAO REDUTORA



- 101872-8 330MI-05M UNIAO RED CPL 8MMX6MM
- 101873-6 330MI-08M UNIAO RED CPL 10MMX8MM

CONEXOES PNEUMATICAS

TEE IGUAL



- 007006-8 404CO-03M TEE 1/4

UNIAO IGUAL



- 100013-6 407CO-08M UNIÃO PNEUM 8mm

CONEXÕES ADAPTADORAS

NIPLE REDUTOR



- 002660-3 500AD-03 NIPLE REDUTOR 3/8X1/4
- 002663-8 500AD-04 NIPLE REDUTOR 1/2X1/4
- 002664-6 500AD-05 NIPLE REDUTOR 1/2X3/8

NIPLE RETO



- 000072-8 501AD-01 NIPLE RETO 1/8 NPT
- 000073-6 501AD-02 NIPLE RETO 1/4 NPT
- 000074-4 501AD-03 NIPLE RETO 3/8 NPT
- 000081-7 501AD-04 NIPLE RETO 1/2 NPT

REDUTOR MACHO/FEMEA



- 000092-2 503AD-01 REDUTOR MA/FE 1/4X1/8
- 000101-5 503AD-02 REDUTOR MA/FE 3/8X1/8
- 001908-9 503AD-03 REDUTOR MA/FE 3/8X1/4
- 000102-3 503AD-04 REDUTOR MA/FE 1/2X1/8
- 000104-0 503AD-05 REDUTOR MA/FE 1/2X1/4
- 000105-8 503AD-06 REDUTOR MA/FE 1/2X3/8
- 000127-9 503AD-23 REDUTOR MA/FE 3/4X1/2

BUJAO

- 000128-7 506AD-01 BUJAO SEXT 1/8 NPT
- 001910-0 506AD-02 BUJAO SEXT 1/4 NPT
- 000129-5 506AD-03 BUJAO 3/8 NPT
- 000156-2 506AD-04 BUJAO 1/2 NPT



BICO P/ MANGUEIRA



- 000205-4 509AD-02 BICO P/MANG 1/4X1/8
- 000206-2 509AD-07 BICO P/MANG 1/4X1/4
- 000207-0 509AD-08 BICO P/MANG 5/16X1/4
- 000208-9 509AD-09 BICO P/MANG 3/8X1/4
- 000209-7 509AD-11 BICO P/MANG 1/4X3/8
- 000211-9 509AD-14 BICO P/MANG 1/2X3/8
- 000210-0 509AD-17 BICO P/MANG 1/2X1/2

PONTEIRA DA CUICA



- 000157-0 511AD-01 PONT CUICA 3/4X1/4 ANT
- 100008-0 511AD-05 PONT CUICA 3/4X3/8
- 100009-8 511AD-07 PONT CUICA 3/4X1/2
- 000165-1 511AD-10 PONT CUICA 3/4X1/6
- 002255-1 511AD-15 PONT CUICA MOD 18X16

UNIAO P/ TUBO

- 000188-0 513AD-01 UNIAO TUBO 3/16
- 000189-9 513AD-02 UNIAO TUBO 1/4
- 000191-0 513AD-03 UNIAO TUBO 5/16
- 000192-9 513AD-04 UNIAO TUBO 3/8
- 000193-7 513AD-06 UNIAO TUBO 1/2



TEE P/ MANGUEIRA

- 003146-1 521AD-01 TEE P/TUBO 1/4
- 003152-6 521AD-02 TEE P/TUBO 5/16
- 003157-7 521AD-03 TEE P/TUBO 3/8



COTOVELO DA CUICA

- 100010-1 524AD-01 COTOV 3/4X1/4
- 100011-0 524AD-03 COTOV 3/4X1/6



CONEXAO P/ ESPIRAL



- 223-2 528AD-05 ADAPT MAO AMIGO 11/16X16 MOD
- 233-0 528AD-08 ADAPT MAO AMIGO 11/16X1/2 ANT

ADAPTADOR MACHO/FEMEA



- 006174-3 529AD-01 ADAPT MA/FE 16X1/4 NPT
- 002644-1 529AD-02 ADAPT MA/FE 16X3/8 NPT
- 000235-6 529AD-03 ADAPT MA/FE 16X1/2

REDUTOR MACHO/FEMEA

- 000217-8 530AD-01 REDUTOR M/F 22X1/4
- 000218-6 530AD-02 REDUTOR M/F 22X3/8
- 000221-6 530AD-04 REDUTOR M/F 22X1/6
- 000224-0 530AD-15 REDUTOR M/F 16X1/4



TEE P/TUBO NYLON

- 100527-8 534AD-02
- TEE P/TUBO NY 8MM



VALVULA DRENO

- 000236-4 550AD-05
- VALVULA DRENO M22



NIPLE CANO COMPRESSOR

- 003168-2 553AD-01 NIPLE/LUVA 15mm
- 003170-4 553AD-02 NIPLE/LUVA 18mm



COTOVELO RAPIDO MACHO

- 200669-3 753RF-22M COTOV RAP TUBO 10X16
- 200670-7 753RF-24M COTOV RAP TUBO 10X22
- 200671-5 753RF-29M COTOV RAP TUBO 12X16
- 200672-3 753RF-31M COTOV RAP TUBO 12X22



CONECTOR RAPIDO MACHO

- 200665-0 751RF-22M CONEC RAP TUBO 10X16
- 200666-9 751RF-24M CONEC RAP TUBO 10X22
- 200667-7 751RF-29M CONEC RAP TUBO 12X16
- 200668-5 751RF-31M CONEC RAP TUBO 12X22



NIPLE REDUTOR

002253-5 555AD-01 NIPEL 22X16
002252-7 555AD-02 NIPEL 22X22



UNIAO P/ TUBO

001912-7 562AD-02 UNIAO P/TUBO 6mm
001913-5 562AD-03 UNIAO P/TUBO 8mm
001917-8 562AD-04 UNIAO P/TUBO 10mm
001921-6 562AD-05 UNIAO P/TUBO 12mm



BICO GIRATORIO P/ MANG.

003263-8 416-01 BICO GIRAT.1/4X1/4
003264-6 416-02 BICO GIRAT.5/16X1/4
003265-4 416-03 BICO GIRAT.3/8X1/4



VALVULA DE SEGURANCA

003275-1 420-02 VALVULA SEG.3/8X8



TORNEIRA MACHO/FEMEA

003279-4 421-01 TORNEIRA M/F.1/4 LATAO
003280-8 421-02 TORNEIRA M/F.1/4 IMPORT.
003297-2 432-01 TORNEIRA BORBOL.1/4



REGISTRO ESFERA

003292-1 427-01 REGISTRO ESFERA F/F.1/4
003293-0 427-02 REGISTRO ESFERA F/F.3/8
003294-8 427-03 REGISTRO ESFERA F/F.1/2



CILINDRO MESTRE

200240-0 CONEXÃO CIL MESTRE 1113/ 3 SAIDA 9405
200241-8 CONEXÃO CIL MESTRE 1113/ 4 SAIDA 9406



OLHAL

003298-0 433-01 OLHAL BANJO 14MM P/T 11X8 327
003299-9 433-02 OLHAL BANJO 16MM P/T 6X4 329
003300-6 433-03 OLHAL BANJO 16MM P/T 8X6 330
007742-9 599AD-19 OLHAL BANJO 10MM P/T 10X7
007743-7 599AD-26 OLHAL BANJO 12MM P/T 8X6 324
007744-5 599AD-29 OLHAL BANJO 12MM P/T 12X9
001947-0 599AD-46 OLHAL BANJO 14MM P/T 8X6 328
001946-1 599AD-47 OLHAL BANJO 14MM P/T 10X8
001942-9 599AD-49 OLHAL BANJO 14MM P/T 12X9 325
001955-0 599AD-62 OLHAL BANJO 16MM P/T 12X9 331
200185-3 OLHAL BANJO 10MM P/T 6X4 337
200186-1 OLHAL BANJO 10MM P/T 8X6 336
200184-5 OLHAL BANJO 12MM P/T 11X8 324A



PARAFUSO OCO

006705-9 40061 PARAF OCO 8X1,0X18 2F 113
006559-5 40069 PARAF OCO 12X1,5X25 4F 313
001969-0 40073 PARAF OCO 14X1,5X27 3F 112
001970-4 40077 PARAF OCO 16X1,5X32 4F 120E
003303-0 434-01 PARAF OCO 14X1,5X28 4F 112C
003304-9 434-02 PARAF OCO 16X1,5X26
003305-7 434-03 PARAF OCO 14X1,5X45 112D
003306-5 434-04 PARAF OCO 16X1,5X45 8F 295
200197-7 PARAF OCO 10X1,0X20 2F RET OLEO 110
200198-5 PARAF OCO 10X1,0X20 3F 110A
200199-3 PARAF OCO 10X1,0X36 2F INJ OLEO 298
200200-0 PARAF OCO 10X1,5X21 4F 3033
200202-7 PARAF OCO 14X1,5X30 1F CIL M 84
200201-9 PARAF OCO 14X1,5X36 4F 3532
200203-5 PARAF OCO 18X1,5X34 3F 1200
200204-3 PARAF OCO 22X1,5X38 4F CANO FR 318
200205-1 PARAF OCO 26X1,5X46 3F 319
200196-9 PARAF OCO 8X1,0X30 2F 312
200195-0 PARAF OCO 8X1,0X20 3 F 113A



CONEXOES FREIO HIDRAULICO

PORCA HIDRAULICA

001926-7 600-B71 PORCA H CT 3/16
001936-4 600-B71A PORCA H LG 3/16
001937-2 600-B72 PORCA H CT 1/4
001938-0 600-B72A PORCA H LG 1/4
001939-9 600-B79 PORCA H CT 3/16
005998-6 600-B80 PORCA 1/4
005999-4 600-B81 PORCA 5/16
001922-4 600-F67A PORCA H LG 1/4 (MB)



CONEXÕES INSTANTÂNEAS

UNIAO EMENDA EM LATAO



- 004796-1 703-01 UNIAO EMENDA INST 06mm
- 004797-0 703-02 UNIAO EMENDA INST 08mm
- 004798-8 703-03 UNIAO EMENDA INST 10mm
- 004799-6 703-04 UNIAO EMENDA INST 12mm
- 004800-3 802-03 UNIAO EMENDA INST 1/4
- 004801-1 802-04 UNIAO EMENDA INST 5/16
- 004802-0 802-05 UNIAO EMENDA INST 3/8
- 004803-8 802-06 UNIAO EMENDA INST 1/2

UNIAO EMENDA PU



- 007575-2 UNIAO EMENDA INST PU-04mm
- 007435-7 UNIAO EMENDA INST PU-06mm
- 007436-5 UNIAO EMENDA INST PU-08mm
- 007437-3 UNIAO EMENDA INST PU-10mm
- 007438-1 UNIAO EMENDA INST PU-12mm
- 007641-4 UNIAO EMENDA INST PU-16mm
- 007439-0 UNIAO EMENDA INST PU-1/4
- 007440-3 UNIAO EMENDA INST PU-3/8
- 007441-1 UNIAO EMENDA INST PU-1/2

CRUZETAS

- 006879-9 CRUZETA 121-51530X D10/F1000/F350/JE
- 200484-4 CRUZETA 124-5279X FO/2422/VW26300
- 200275-2 CRUZETA 177-53480X AG7500/8500/VOL AB
- 200623-5 CRUZETA 180-5275X F1000/DT JE JAVALI
- 006894-2 CRUZETA 208-51780X TOY JEEP/BANDI/C14
- 006881-0 CRUZETA 210-51600X D20/F1000/F4000/690
- 200618-9 CRUZETA 226-520X JE-PIC/UP-RURAL
- 006890-0 CRUZETA 227-5122130X 608/1113/2213/OF1714
- 006891-8 CRUZETA 228-5121000X 1519/2219
- 006892-6 CRUZETA 229/279-5122190X 1413/2325/0400
- 200596-4 CRUZETA 230-512924X 1621/1924-370/371
- 200482-8 CRUZETA 231-512932X 1924/1939-0370/0400
- 200622-7 CRUZETA 232-SPL2501X 1932/2428/-0500-FH12
- 006893-4 CRUZETA 251-5122760X SC 110/111/BR10/BR115
- 006880-2 CRUZETA 252-52730X F1000/F4000/AG1600/D20
- 006882-9 CRUZETA 254-52630X CG215/F13000-MB 710/912
- 006886-1 CRUZETA 255-5122780X 2640-44 SC12/
- 007256-7 CRUZETA 256-5275X CG 114/-MB 712/1214/F22000/VW
- 200619-7 CRUZETA 256-B SPL701X 712/1214-VW2390E/
- 200481-0 CRUZETA 259-512265X-COLUNA DIR MB/SC/ML/FT/TO
- 006894-5 CRUZETA 264-54380X MB/CG/VW/CH
- 006887-0 CRUZETA 265-512062X 113H/R124/N10/12
- 200621-9 CRUZETA 266-512913X AG6000-VOL A6
- 006885-3 CRUZETA 270-52810X 0400FS/N10/R12/T13
- 006889-6 CRUZETA 271-SPL901X MB1214/OF1621-VW620/
- 200483-6 CRUZETA 272-5510X 40300/18310-0400-OH1625/
- 006888-8 CRUZETA 274-55150X CG1521/VW6300/MB1623/
- 000280-1 CRUZETA 277-512072X T114G/P124/54
- 000319-0 CRUZETA 280-528800X T113E/R TRACADO
- 101209-6 CRUZETA 281 VL
- 200478-0 CRUZETA 284-SPL1701X2638/AXOR-FH1/NH12
- 000289-5 CRUZETA 287-52870X SC P94 111745
- 200276-0 CRUZETA 288-512022X MB1218/1718A/2418
- 200480-1 CRUZETA 290-SPL140X 1622/1722/2423
- 200614-6 CRUZETA 291- 5618X F1000/RANCER
- 200615-4 CRUZETA 292-5641X F250/F350
- 200616-2 CRUZETA 296-TOY HILLUX
- 200617-0 CRUZETA 297-TOY HILLUX
- 200620-0 CRUZETA 298-TOY HILLUX
- 200479-8 CRUZETA BZ156-MECO 93157124/GLJ2409



SUSPENSÃO PNEUMÁTICA

FOLES PNEUMÁTICOS - FIXAÇÃO POR ANEIS

2108-3 Modelo 029 - T/G

029 →

2109-1 Modelo 203 - T/P

Aplicação em:
Carretas, trucks e bitrens.
Ref.: Goodyear 8350/Firestone 029

Diâmetro da boca = 472mm
Diâmetro externo = 560mm
Altura mínima = 80mm
Altura máxima = 220mm



← 203

Aplicação em:
Trucks pesados/cavalo mecânico.
Ref.: Goodyear 8203/Firestone 203

Diâmetro da boca = 405mm
Diâmetro externo = 500mm
Altura mínima = 80mm
Altura máxima = 220mm

FOLES PNEUMÁTICOS - FIXAÇÃO POR ENCAIXE

6087-9 Modelo 714 - T/G

714 →

6088-7 Modelo 613 - T/P

Aplicação em:
Carretas, trucks, bitrens e L5.
Ref. Goodyear 8083

Diâmetro da boca = 380mm
Diâmetro externo = 545mm
Altura mínima = 60mm
Altura máxima = 220mm



← 613

Aplicação em:
Trucks pesados/cavalo mecânico.
Ref. Goodyear 8064

Diâmetro da boca = 330mm
Diâmetro externo = 525mm
Altura mínima = 60mm
Altura máxima = 220mm

FOLES PNEUMÁTICOS DIVERSOS



000032-9 FOLE SUSP AR 240X360X140 2 GM 950035 FIR/21

006425-4 FOLE SUSP AR BUS 130X220X390 0950118/8017*

006720-2 FOLE SUSP AR 130X220X390 8016

006426-2 FOLE SUSP AR 120X220X200 2 GM 0950009

006700-8 FOLE SUSP AR 250X370X150 3 GM FIR/333

006721-0 FOLE SUSP AR 240X360X190 2 GM 8328/8329

008173-6 FOLE SUSP ENC 380X560X250 MB 8077

100626-6 FOLE SUSP AR 240X360X190 2 GM 8329

200423-2 FOLE BALÃO CPL MIL SR GU-RN 05/ ST016K/1T19L-11

200424-0 FOLE BALÃO CG/VW 18310 ST039K-1T15M6

200464-0 FOLE PNEUM CPL RN/GU/ML/NO ST852 (2 Gm/AI 220mm)

200465-8 FOLE PNEUM CPL JOST ST853 (2 Gm/AI 220mm)

200466-6 FOLE PNEUM CPL GU/RN ST840 (2 Gm/AI 220mm)

MOD A

MOD B

MOD B

MOD C

MOD D

MOD E

MOD F

MOD G

MOD H

MOD I

MOD J

MOD K

MOD L



FOLES PNEUMATICOS DIVERSOS (...)

101813-2	FOLE SUSP AR 150,8X240X440 VW 0950492	MOD M
101814-0	FOLE SUSP AR 164,8X220X425 SC 0950229	MOD M
200860-2	FOLE SUSP EXO GU 2007/ ST143K-1T15M9	MOD N
101654-7	FOLE SUSP EXO SC 54 TK ST030K-1T15AA-3	MOD O
101657-1	FOLE SUSP EXO SC 55 TRACÇÃO/TK 2010/ ST032K	MOD P
101653-9	FOLE SUSP EXO SC TRACÇÃO/TK ST017K-1T19F-14	MOD Q
101655-5	FOLE SUSP EXO VL FH/NH TK ST038K-1T15M6	MOD R
101656-3	FOLE SUSP EXO VL TR FH-12-16/FM710-12 ST137K	MOD S



JUNTAS DIVERSAS

001578-4	JG JUNTA 2P 3221420580 352/352A	001592-0	JUNTA P/EIXO (CUBO) 1113-16F
001579-2	JG JUNTA TURB 352/355/6A-LAC/GAR 48896	001596-2	JUNTA P/EIXO (CUBO) 1313/1513 8F 48848
001581-4	JUNTA CUBO SR GU 5F 59346	001594-6	JUNTA CUBO 1318/FR AR 48952G (Margarida)
001582-2	JUNTA CUBO SR KR 6F 59352	001725-6	JUNTA P/EIXO (CUBO) 1924/1941
001584-9	JUNTA CUBO SR RD 6F 59345	001595-4	JUNTA P/EIXO (CUBO) 321-8F
004023-1	JUNTA CUBO SR RN 4F (BRANIL)	001587-3	JUNTA P/EIXO (CUBO) CG/VW
001585-7	JUNTA CUBO SR RN 4F 59344	001136-3	JUNTA SAIDA ESC 352
001588-1	JUNTA CUBO TK 120X162X1/16-4F PQ	001597-0	JUNTA SAIDA ESC 355/
001590-3	JUNTA CUBO TK/SR MA 145X1/16-4F ⁺ 59349	001598-9	JUNTA VALV EMERG SR



CAPA PROTEÇÃO CARROS/CAMINHONETES/UTILITARIOS/SUVs



PROTEGE CONTRA: POEIRA, SERENO, CHUVA, MAREIA, ETC.
100% IMPERMEAVEL - C/ADITIVO ANTI-UV - LEVE E RESISTENTE

T/P: ASTRA/ATOS/CELTA/CLIO CORSA/CORSA WAGON/FIESTA FLUSCA/COL/KA/KADETT(PALIO)/PELICEOT 106-206/POINTER/PREMIO/TWINGO/JUNO

T/M: BRASILIA/CHEVETTE/CIVIC ESCORT/STRADA/FOCUS/GOLF COURIER/IPANEMA/MAREA/MB CLASSE A/MONZA/PARATI/SAVEIRO/SIENA/TEMPRA VECTRA/VOYAGE

T/G: ACCORD WAGON/CAMRY/CARAVAN/ESPERO/FOCUS SED/MONDEO/MONDEO SW/OMEGA/OPALA/PASSAT/OUANTEM/510 RANCER/SANTANA/SONATA/SUPREMA/TAURUS/VERSAILLES


T/CC: 510/RANCER/LANDAL/CRV OPALA/HILUX/FRONTIER/VERA CRUZ/PAJERO/L200/CAPTIVA/X5 AMAROK/LANDROVER/IX35/RAV

102163-0	CAPA PROT T/P P/ AUTOMOVEIS
102164-8	CAPA PROT T/M P/ AUTOMOVEIS/PICK UPS
102165-6	CAPA PROT T/G P/ AUTOM/CAMINHONETES/UTILITARIOS
102166-4	CAPA PROT T/GG P/ AUTOM/CAMINHONETES/UTILITARIOS

DIAFRAGMA PNEUMATICO



006253-7
DIAFRAGMA
SUSPENSOR
PNEUM KLL
50503



005979-0
ANEL FE
SUSPENSOR
PNEUM KLL
9401

ANEL ALUMINIO P/ FOLE PNEUMÁTICO

2110-5
ANEL ALUM
FOLE T/G 445x515

2111-3
ANEL ALUM
FOLE T/P 380x445

7309-1
ANEL ALUM
P/ FOLE 190,5x260

7310-5
ANEL ALUM
P/ FOLE 25x32



ANEL ELAST./ RET./ ORING.

501 - RETENÇÃO P/EIXO

- | | | | |
|----------|--|----------|---------------------------------------|
| 100130-2 | ANEL 501 RET P/EIXO 08X7,4 | 003444-4 | ANEL 501 RET P/EIXO 28X25,9 |
| 003382-0 | ANEL 501 RET P/EIXO 10X9,3 (0804766) | 003400-2 | ANEL 501 RET P/EIXO 30X27,9 (0804781) |
| 003383-9 | ANEL 501 RET P/EIXO 11X10,2 | 003401-0 | ANEL 501 RET P/EIXO 32X29,6 (0804782) |
| 003384-7 | ANEL 501 RET P/EIXO 12X11 (0804768) | 003402-9 | ANEL 501 RET P/EIXO 34X31,5 |
| 003385-5 | ANEL 501 RET P/EIXO 13X11,9 | 003403-7 | ANEL 501 RET P/EIXO 35X32,2 (0804783) |
| 003386-3 | ANEL 501 RET P/EIXO 14X12,9 (0804770) | 000252-6 | ANEL 501 RET P/EIXO 36X33,2 |
| 003387-1 | ANEL 501 RET P/EIXO 15X13,8 (0804771) | 003404-5 | ANEL 501 RET P/EIXO 37X34,2 |
| 003388-0 | ANEL 501 RET P/EIXO 16X14,7 (0804772) | 003405-3 | ANEL 501 RET P/EIXO 38X35,2 (0804784) |
| 003389-8 | ANEL 501 RET P/EIXO 17X15,7 | 003406-1 | ANEL 501 RET P/EIXO 40X36,5 (0804785) |
| 003390-1 | ANEL 501 RET P/EIXO 18X16,5 | 003899-7 | ANEL 501 RET P/EIXO 42X38,5 (0804786) |
| 003391-0 | ANEL 501 RET P/EIXO 19X17,5 | 006931-0 | ANEL 501 RET P/EIXO 45X41,5 |
| 003392-8 | ANEL 501 RET P/EIXO 20X18,5 | 006932-9 | ANEL 501 RET P/EIXO 52X47,8 |
| 003393-6 | ANEL 501 RET P/EIXO 21X19,5 | 006942-6 | ANEL 501 RET P/EIXO 55X50,8 (0804790) |
| 003394-4 | ANEL 501 RET P/EIXO 22X20,5 (PATIM 1113) | 006933-7 | ANEL 501 RET P/EIXO 58X53,8 |
| 003395-2 | ANEL 501 RET P/EIXO 23X21,5 | 006944-2 | ANEL 501 RET P/EIXO 60X55,8 (0804791) |
| 003396-0 | ANEL 501 RET P/EIXO 24X22,2 | 006946-9 | ANEL 501 RET P/EIXO 67X62,5 (0804792) |
| 003397-9 | ANEL 501 RET P/EIXO 25X23,2 (0804778) | 006943-4 | ANEL 501 RET P/EIXO 70X65,5 (0804793) |
| 003398-7 | ANEL 501 RET P/EIXO 26X24,2 | 006945-0 | ANEL 501 RET P/EIXO 75X70,5 (0804794) |
| 003399-5 | ANEL 501 RET P/EIXO 27X24,9 | 006967-1 | ANEL 501 RET P/EIXO 80X74,5 |

502 - RETENÇÃO P/FURO

- | | | | |
|----------|--|----------|---------------------------------------|
| 006930-2 | ANEL 502 RET P/FURO 100X105,5 (CUBO 608) | 006951-5 | ANEL 502 RET P/FURO 46X49,5 (0804828) |
| 006956-6 | ANEL 502 RET P/FURO 120X127X4 (1113) | 006952-3 | ANEL 502 RET P/FURO 52X56,2 (0804831) |
| 006957-4 | ANEL 502 RET P/FURO 125X132X4 (1313/) | 006928-0 | ANEL 502 RET P/FURO 62X66,2 |
| 006926-4 | ANEL 502 RET P/FURO 15X16,2 | 006953-1 | ANEL 502 RET P/FURO 65X69,2 (0804836) |
| 006947-7 | ANEL 502 RET P/FURO 25X26,9 (0804818) | 006954-0 | ANEL 502 RET P/FURO 68X72,5 (081628) |
| 006948-5 | ANEL 502 RET P/FURO 28X30,1 (0804820) | 006955-8 | ANEL 502 RET P/FURO 70X74,5 (0804838) |
| 006949-3 | ANEL 502 RET P/FURO 32X34,4 (0804830) | 003407-0 | ANEL 502 RET P/FURO 90X95,5 |
| 006950-7 | ANEL 502 RET P/FURO 36X38,8 (081662) | 100327-5 | ANEL 502 P/FURO 50X54,2 |
| 006927-2 | ANEL 502 RET P/FURO 42X45,5 | | |

503 - RETENÇÃO P/EIXO

- 006934-5 ANEL 503 RET P/EIXO 06mm (0812347)
- 006935-3 ANEL 503 RET P/EIXO 07mm (EXNT 1313/)
- 006936-1 ANEL 503 RET P/EIXO 08mm
- 006937-0 ANEL 503 RET P/EIXO 09mm
- 006938-8 ANEL 503 RET P/EIXO 10mm
- 006939-6 ANEL 503 RET P/EIXO 12mm
- 006940-0 ANEL 503 RET P/EIXO 15mm
- 006941-8 ANEL 503 RET P/EIXO 19mm



504 - RETENÇÃO P/ EIXO

- 008017-9 ANEL 504 RET P/EIXO 38X33,4
- 007281-8 ANEL 504 RET P/EIXO 42X37



ANEIS O'RING



- 007273-7 ANEL ORING 15X3,5 (SPR BR) %
- 007279-6 ANEL ORING 23X5,3
- 007280-0 ANEL ORING 29,5X5,3
- 007274-5 ANEL ORING 37X5,3 (EIXO S MA) %
- 007275-3 ANEL ORING 45X2,6 (VALV ENG)
- 007276-1 ANEL ORING 52X2,6 (VALV CAXIAS)
- 007277-0 ANEL ORING 60X4 (SC 0242857)
- 007278-8 ANEL ORING KITS MM (30X407)


PINO ELASTICO

- 008026-8 PINO ELAST 10X40
- 006632-0 PINO ELAST 10X60 %
- 001207-6 PINO ELAST 3X20 %
- 006958-2 PINO ELAST 4X16 %
- 001258-0 PINO ELAST 4X20 %
- 008023-3 PINO ELAST 5X40
- 006631-1 PINO ELAST 5X60 %
- 007272-9 PINO ELAST 6X60 %
- 008025-0 PINO ELAST 8X40
- 008024-1 PINO ELAST 8X50



VALVULAS / TOMADAS / ENGATES

VALVULA DESCARGA RAPIDA



- | | |
|--|-------|
| 002933-5 VALVULA DESC RAP 1/2X1/4 6001* | MOD A |
| 006246-4 VALVULA DESC RAP 1/2X16 6007 | MOD A |
| 004817-8 VALVULA DESC RAP 1/2X3/8 6002 | MOD A |
| 006494-7 VALVULA DESC RAP 1/4X3/8 6006 | MOD A |
| 004673-6 VALVULA DESC RAP 16X16 6003 | MOD A |
| 006191-3 VALVULA DESC RAP 22X1/4 6004 | MOD A |
| 004672-8 VALVULA DESC RAP 22X16 6005 | MOD A |
| 101837-0 VALVULA DESC RAP 3/8X3/8 6008 | MOD A |
| 004818-6 VALVULA DESC RAP MOD 1/2X1/4 6601 | MOD B |
| 004819-4 VALVULA DESC RAP MOD 16X16 6602 | MOD B |
| 003176-3 VALVULA DESC RAP SUSP 1/4 12076-008 | MOD C |

VALVULA EMERGENCIA



- VÁLVULA EMERG 1/2X1/4 890700 ANT [3854-7] ADER/HALDEX
- VÁLVULA EMERG 1/2X1/4 950100 MOD [2911-4] ADER/HALDEX [200269-8] BRAKEMATIC
- VÁLVULA EMERG 22X16 951400 MOD [2748-0] ADER/HALDEX [200268-0] BRAKEMATIC

VALVULAS DIVERSAS



A



B



C



D



E



F



G



H



I



J



K

- 006488-2 VÁLVULA MANEQUIM 109200
 006486-6 VÁLVULA AÇION 1/4 1091
 006487-4 VÁLVULA AÇION 1/8 1095
 006484-0 VÁLVULA PILOTO 1/4 1092
 006485-8 VÁLVULA PILOTO 1/8 1093
 006475-0 VÁLVULA BLOQ 3 EST 1/4X1/4 1094*
 004705-8 VÁLVULA BLOQ 3 EST 1/8X1/8 1090
 002937-8 VÁLVULA BLOQ 5L5P 1/4X1/4* 7001
 200476-3 VALVULA BLOQ 16X16 7003
 003741-9 VALVULA BLOQ/SUPR AR 1/4 C/RET BL009P
 200187-0 VALVULA BLOQ/SUPR AR M16 C/RET BL009M
 200166-7 VALVULA BLOQ DP 16X22 MOD 010100/404950
 002938-6 VÁLVULA TRANSF 1/4X1/4 8001
 006483-1 VÁLVULA DESBL 2V M16 1314
 100183-3 VÁLVULA DESBL 3V M16 401380
 006497-1 VÁLVULA BUZINA AR 1315
 001353-6 VÁLVULA TRAVA DIESEL C/CH1047

- MODELO A
 MODELO B
 MODELO B
 MODELO C
 MODELO C
 MODELO D
 MODELO D
 MODELO E
 MODELO E
 MODELO E
 MODELO E
 MODELO F
 MODELO G
 MODELO H
 MODELO I
 MODELO J
 MODELO K

TOMADAS ELETRICAS



002943-2 TOMADA FEMEA 6 POLOS 2101



002944-0 TOMADA MACHO 6 POLOS 2201



002948-3 TOMADA FEMEA 7 POLOS 4100



002949-1 TOMADA MACHO 7 POLOS 4200



006496-3 TOMADA PLAST FEMEA 7 POLOS 1313



006495-5 TOMADA PLAST MACHO 7 POLOS 1312



003972-1 TOMADA PLAST CPL AUTO/REBOQUE 1000

VALVULAS DIVERSAS



200246-9

VÁLVULA
MOVIMENT
M16 401341

980300



200247-7

VÁLVULA
ACION ESTAC
M16 401080

965900



200261-2

VÁLVULA
PEDAL ANT
MB/VW/FO/SC

VP 01



200262-0

VÁLVULA
PEDAL MOD
MB/VW/VL

VP 02



200263-9

VÁLVULA
FR MÃO
MB BUS

VFM 01



200264-7

VÁLVULA
FR MÃO
MB 1113/

VFM02



200265-5

VÁLVULA REG
PRESSÃO MB

VRP 01



200266-3

VÁLVULA
PROT 4 CIRC
MB/VW/AG/FO/SC

VPC 01



200267-1

VÁLVULA
DESFR
ACION M16

PP01/965500



200268-0

VÁLVULA
EMERG
3/4S 16X22

RE01/951400



200269-8

VÁLVULA
EMERG
3/4S 1/2X1/4

RE02/950100



200272-8

VÁLVULA
RELE 22X16
BRAKEMATIC

RS01/996000



101558-3

VALVULA
PEDAL MOD
712C/OF1721/
O500 22MM

43047



101594-0

VALVULA
DISTRIB
MB 1113A

43141




6184-0

VÁLVULA
RELE 22X16
ADER/HALDEX

996000

BAQUELITES PARA TOMADAS



- | | | |
|----------|------------------------------|-------|
| 002945-9 | BAQUELITE FEMEA 6 POLOS 0231 | MOD A |
| 002946-7 | BAQUELITE MACHO 6 POLOS 0025 | MOD B |
| 002950-5 | BAQUELITE FEMEA 7 POLOS 0046 | MOD C |
| 002951-3 | BAQUELITE MACHO 7 POLOS 0047 | MOD D |

BOLOTA REBOQUE



- 200001-6
BOLOTA ENGATE
AUTO/REBOQUE
50mm CROM 1550

TEE FR. HIDR. MB



- 006185-9 600AD-68
TEE FR HI MB 1/4

CHICOTE ELETRICO



- 006482-3
CHICOTE ELÉTRICO
CPL 6,5MT 1322

RW

ENGATE RAPIDO



- | | | |
|----------|---|-------|
| 100132-9 | ENGATE RAP AR SR CPL 1/2 401097 | MOD A |
| 101146-4 | ENGATE RAP AR SR CPL 1/2x22 EF101-EP103 | MOD A |
| 101638-5 | ENGATE RAP AR SR CPL 3/8 404837 | MOD A |
| 100133-7 | ENGATE RAP AR SR CPL M16 401100 | MOD A |
| 200180-2 | ENGATE RAP AR SR CPL M22 401615 | MOD A |
| 000489-8 | ENGATE RAP 1/4 M517-01 | MOD B |
| 007344-0 | PIÑO ENGATE RAP AR SR 1/2 (MA) 401099 | MOD C |
| 007343-1 | PIÑO ENGATE RAP AR SR M16 (MA) 401102 | MOD C |
| 100782-3 | PIÑO ENGATE RAP AR SR M22 (MA) 401543 | MOD C |
| 002886-0 | PIÑO ENGATE RAP FEMEA 1/4 336 | MOD C |
| 002892-4 | PIÑO ENGATE RAP MACHO 1/4 340 | MOD D |

MANOMETRO



- 006489-0
MANÔMETRO 1/4"
133000
006490-4
MANÔMETRO 1/8"
133001

MAO DE AMIGO

- | | | |
|----------|--|-------|
| 002953-0 | ENGATE AR UNIV EMERG 1/2 5002 | MOD A |
| 003592-0 | ENGATE AR UNIV EMERG M16 5005 | MOD A |
| 006479-3 | ENGATE AR UNIV EMERG M22 5006 | MOD A |
| 002952-1 | ENGATE AR UNIV SERV 1/2 5001 | MOD A |
| 003591-2 | ENGATE AR UNIV SERV M16 5003 | MOD A |
| 006478-5 | ENGATE AR UNIV SERV M22 5004 | MOD A |
| 002930-0 | ENGATE AR AUTOM SERV (AMAR) 5201-BM02-981000 | MOD B |
| 002931-9 | ENGATE AR AUTOM EMERG (VERM) 5202-BM01 | MOD C |
| 200553-0 | ENGATE AR AUTOM UNIV (AZUL) BM03 | MOD D |
| 002900-9 | ENGATE AR UNIV M16 C/TPA E 963800 | MOD E |
| 002912-2 | ENGATE AR UNIV M16 C/TPA S 976000 | MOD F |
| 002932-7 | REP ENGATE AR AUTOM 0053 | MOD G |



REPARO PARA VALVULAS



002932-7	REP MÃO DE AMIGO AUTOMÁTICA 0053	MODELO A
004820-8	REP VALV DESCARGA RÁPIDA 6100	MODELO B
002934-3	REP VALV DESCARGA RÁPIDA MOD 6101	MODELO C
002939-4	REP VALV EMERG ANT 65 4800	MODELO D
006250-2	REP VALV EMERG MOD 35 4900	MODELO E
006476-9	REP VALV EMERG ANT PRE MONT 65 4801	MODELO F
006477-7	REP VALV EMERG ANT PRE MONT 35 4901	MODELO G
200167-5	REP INF VALV BLOQ DP MOD 404949	MODELO H
200168-3	REP SUP VALV BLOQ DP MOD 404948	MODELO I
200270-1	REP VALV EMERG 65 RRE03/890900	MODELO J
200271-0	REP VALV EMERG 65 (PRÉ MONT) RRE04/976500	MODELO K

PEÇAS DE REPOSIÇÃO CAMARA DE FREIO

	A	006513-7	TAMPA INF CAM 8" 5/CH 400400	MOD A
	B	006514-5	TAMPA INF CAM 9" 5/CH 401117	MOD A
	C	006519-6	TAMPA SUP SPR BR 400383	MOD B
	D	100180-9	TAMPA SUP CAM 7" 401430	MOD C
	E	006520-0	TAMPA SUP CAM 8" 400837	MOD C
	F	006521-8	TAMPA SUP CAM 9" 401122	MOD C
	G	100179-5	TAMPA INF CAM 7" C/Ref 401412	MOD D
	H	100181-7	EMBOLO 7" HASTE CTA 401377	MOD E
	I	006508-0	EMBOLO 8" HASTE CTA 400817	MOD E
	J	006509-9	EMBOLO 8" HASTE LGA 400836	MOD E
	K	006510-2	EMBOLO 9" HASTE CTA 401115	MOD E
	L	006511-0	EMBOLO 9" HASTE LGA 401121	MOD E
	M	006518-8	ARRUELA ASSENTO ML SPR BR 2 PTA 1034	MOD F
	N	006923-0	ARRUELA ASSENTO ML SPR BR 3 PTA 1034B	MOD F
	O	007335-0	CJ CINTA CAM 6" 400818A	MOD G
	P	007336-9	CJ CINTA CAM 7" 400818B	MOD G
	Q	006516-1	CJ CINTA CAM 8" 400818	MOD G
	R	006517-0	CJ CINTA CAM 9" 401119	MOD G
	S	006522-6	CJ PARAF RET ML SPR BR 2 PTA 400820	MOD H
	T	006924-8	CJ PARAF RET ML SPR BR 3 PTA 400820B	MOD H
	U	100852-8	CORPO B. CAM SPR BR ALUM 16X24 2867	MOD I
	V	008176-0	CORPO B. CAM SPR BR ALUM 24X30 1035B	MOD I
	W	006515-3	CORPO B. CAM SPR BR ALUM 30X30 1035	MOD I
	X	006512-9	CHAPA REF CAM FR 400384	MOD J
	Y	006523-4	CJ REP SPR BR 400821	MOD K
	Z	001586-5	MOLA SPR BRAKE CIN-603 T/G (14mm)	MOD L
	AA	003186-0	MOLA SPR BRAKE CIN-620 T/P 16x24 (1/2)	MOD L

CALÇOS P/ FEIXE DE MOLA - KIT COMPLETO

	200006-7 KIT CALÇO FEIXE MOLA UNO 1000/1300 15574		200007-5 KIT CALÇO FEIXE MOLA PRÊMIO/ELBA 02168
	200008-3 KIT CALÇO FEIXE MOLA UNO 1500/1600 04866		200009-1 KIT CALÇO FEIXE ML FIORINO /PANORAMA /PICK-UP 07620
	200010-5 KIT CALÇO FEIXE MOLA F-1000 18122		200011-3 KIT CALÇO FEIXE MOLA A/C/D-10/20 18124
	200012-1 KIT CALÇO FEIXE MOLA S-10 18127		200013-0 KIT CALÇO FEIXE MOLA BLAZER 18130

CÂMARAS DE FREIO

	2503-8 CUÍCA FREIO 8" 6121		2507-0 CUÍCA FREIO 9" 6129		1320-0 (HASTE LONGA) CÂMARA SPR BRAKE 30x30 7901		7619-8 (HASTE LONGA) CÂMARA SPR BRAKE 24x30 400354		100005-5 (HASTE LONGA) CÂMARA SPR BRAKE 16x24 (100mm) SBo1		200490-9 (HASTE LONGA) CÂMARA SPR BRAKE 16x24 (76mm) SBo2
---	--	---	--	---	---	--	---	---	---	---	--

FLEXÍVEIS E MANGUEIRAS

FLEXÍVEIS

- 100148-5 FLEXÍVEL FR MOTOR MB FG01316 (3454200048)
- 001667-5 FLEXÍVEL HIDRÁULICO D/T 1113/2216 580MM 1350
- 001668-3 FLEXÍVEL HIDRÁULICO D/T 1113/2216 680MM 1355
- 001666-7 FLEXÍVEL HIDRÁULICO DT 608 TR 1313/ 500MM 1353
- 001670-5 FLEXÍVEL HIDRÁULICO TR 1313/1513 800MM 1393
- 001665-9 FLEXÍVEL HIDRÁULICO TR 608 480MM 1363
- 001669-1 FLEXÍVEL HIDRÁULICO TR OF1313 750MM 1368
- 005513-1 FLEXÍVEL M1/4X3/4FG 1100MM 1514-AX105
- 001672-1 FLEXÍVEL M1/4X3/4FG 1500MM 1519 LUC
- 005512-3 FLEXÍVEL M1/4X3/4FG 850MM 1509-AX102
- 003931-4 FLEXÍVEL M16X16MG 1000MM MOD 1604-MX104
- 003932-2 FLEXÍVEL M16X16MG 850MM MOD 1600-MX102
- 101133-2 FLEX M16X16MG 800MM FR AR RN 1542
- 001455-9 FLEXÍVEL M16X18FG 1100MM 1514T-FX105
- 007985-5 FLEXÍVEL M16X18FG 850MM 1508T-FX102
- 200657-0 FLEX 5C DT F18GXF18G 560MM 101
- 200658-8 FLEX 5C TR FG18XFG18 650MM 102



MANGUEIRA LONADA



- 200002-4 MANG COMBUSTÍVEL LON EXT 10X15
- 100036-5 MANG COMBUSTÍVEL LON EXT 4X9
- 100037-3 MANG COMBUSTÍVEL LON EXT 6X11
- 100038-1 MANG COMBUSTÍVEL LON EXT 8X13

TUBO DE NYLON

- 001935-6 TUBO NY 10X1,50
- 001642-0 TUBO NY 11X1,50 (7/16)
- 001717-5 TUBO NY 12,7X1,50 (1/2)
- 001643-8 TUBO NY 12X1,50
- 007551-5 TUBO NY 14X1,80
- 001480-0 TUBO NY 16X1,80 (5/8)
- 006082-8 TUBO NY 4X0,80
- 001715-9 TUBO NY 6,35X1,00 (1/4)
- 001662-4 TUBO NY 6X1,00
- 007675-9 TUBO NY 8X1 PA-12 PRATA
- 001663-2 TUBO NY 8X1,00
- 006724-5 TUBO NY 8X1,00 PRETO (RODOAR)
- 007552-3 TUBO NY 8X1,25 PU (AZUL FLEX)
- 001716-7 TUBO NY 9,52X1,50 (3/8)



MANGUEIRA ESPIRAL



- 002915-7 3500MM PU AZ C/PISTOLA LC-101
- 101139-1 3500MM PU AM C/PISTOLA LC-104
- 101140-5 3500MM PU VM C/PISTOLA LC-103
- 101141-3 3500MM PU PT C/PISTOLA LC-102
- 100902-8 6500MM C/TR NY S/CON AZUL
- 000718-8 6500MM C/TR NY S/CON AMAR
- 100901-0 6500MM C/TR NY S/CON VERM
- 101207-0 6500MM (54) 18X16 C/TR NY S/CON AZ
- 101205-3 6500MM (54) 18X16 C/TR NY S/CON AM
- 101206-1 6500MM (54) 18X16 C/TR NY S/CON VM

MANGUEIRA CRISTAL

- 005514-0 MANG CRISTAL 3x6 MT
- 005515-8 MANG CRISTAL 5x8
- 005516-6 MANG CRISTAL 7x10



KITS INSTALACAO DE FREIO



006499-8
CJ ATAPT FR AR
ESTAC MB C/TUBO
1/4' - 1/2' 1050

A



B



C



D



- | | | |
|----------|---|-------|
| 006500-5 | CJ INST FREIO ESTAC 1313/ T1/2-3/8 109277 | MOD A |
| 006501-3 | CJ INST FREIO NORMAL 1313 T1/2' 109278 | MOD B |
| 006502-1 | CJ INST C/VALV BLOQ T3/8' 109279 | MOD C |
| 006503-0 | CJ INST FREIO 608/914 T1/2'-3/8' 109280 | MOD D |

FERRAMENTAS

- 005353-8 CABO CHAVE RODA 12,7X300
- 003137-2 CABO CHAVE RODA 19X480 (Vanadium)
- 005354-6 CABO CHAVE RODA 19X500 0004
- 201213-8 CABO CHAVE RODA 19X500 C/ESPATULA 0003
- 201214-6 CABO CHAVE RODA 19X600 C/ESPATULA 0005
- 201215-4 CABO CHAVE RODA 19X760 0021
- 003728-1 CHAVE PORCA CARC 70mm 608 0026/7240-A
- 003729-0 CHAVE PORCA CARC 85mm 1113 0027/7240-B
- 003730-3 CHAVE PORCA CARC 90mm 1313/1513 0028/7240-C
- 003251-4 CHAVE PORCA CARC FR AR 95mm 1519/ 0029/7240-E
- 003731-1 CHAVE PORCA CARC 108mm 1924/ 0030/7240-F
- 003732-0 CHAVE PORCA EXO 114mm TK/SR RN 0033/7250-C
- 003733-8 CHAVE PORCA EXO 116mm SR GU 0034/7250-D
- 200398-8 CHAVE PORCA CARC 100mm 0034 SC 112/113 0023
- 201212-0 CHAVE PORCA CARC CG/VW /INT 100mm 0019
- 201211-1 CHAVE PORCA CARC CG/VW/V/GM 90mm 0018
- 000220-8 CHAVE MOLEIRO 24X250
- 000222-4 CHAVE MOLEIRO 27X250
- 000225-9 CHAVE MOLEIRO 32X250
- 000237-2 CHAVE MOLEIRO 36X250
- 005352-0 CHAVE TR OLEO (PE GALINHA) SX/MM OL24
- 004735-0 CHAVE ALLEN 14MM LG
- 201210-3 CHAVE RODA CRUZ 17X19X21X23
- 201216-2 TUBO EXTENSOR P/CABO 19MM 0018
- 201229-4 JG CHAVES COMB 12P 6/7/8/9/10/11/12/13/14/17/19/22 TRAM
- 201228-6 JG CHAVES FIXAS 6PC 8X9/10X11/12X13/14X15/16X17 TRAM
- 004723-6 JG CHAVE ESTRELA GEDORE 6-32 12 PC
- 004740-6 JG CHAVE ESTRELA ROBUST 6-32 12 PC
- 004739-2 JG CHAVE FIXA ROBUST 6-32 12 PC
- 004741-4 JG SOQUETES 1/2 DREBO 12-32 23 PC
- 004726-0 JG SOQUETES 3/4 GEDORE 22-50 14 PC
- 201249-9 MALETA C/SOQUETES 22PC 1/2 C/ACCESS 8X32MM TRAM



(...) FERRAMENTAS

- 101949-0 CHAVE BIELA L 08MM TRAMONTINA
- 101954-6 CHAVE BIELA L 09MM TRAMONTINA
- 004730-9 CHAVE BIELA L 10MM TRAMONTINA
- 005867-0 CHAVE BIELA L 11MM TRAMONTINA
- 101948-1 CHAVE BIELA L 12MM TRAMONTINA
- 004731-7 CHAVE BIELA L 13MM TRAMONTINA
- 101951-1 CHAVE BIELA L 14MM TRAMONTINA
- 101950-3 CHAVE BIELA L 15MM TRAMONTINA
- 101952-0 CHAVE BIELA L 16MM TRAMONTINA
- 004732-5 CHAVE BIELA L 17MM TRAMONTINA
- 101953-8 CHAVE BIELA L 18MM TRAMONTINA
- 004733-3 CHAVE BIELA L 19MM TRAMONTINA
- 005338-4 CHAVE L BIELA 08MM (DIV MARCAS)
- 005335-0 CHAVE L BIELA 10MM (DIV MARCAS)
- 005337-6 CHAVE L BIELA 13MM (DIV MARCAS)
- 005340-6 CHAVE L BIELA 16MM (DIV MARCAS)
- 005341-4 CHAVE L BIELA 17MM (DIV MARCAS)
- 005342-2 CHAVE L BIELA 19MM (DIV MARCAS)
- 101959-7 CHAVE COMB 06MM TRAMONTINA
- 101956-2 CHAVE COMB 07MM TRAMONTINA
- 101958-9 CHAVE COMB 08MM TRAMONTINA
- 101961-9 CHAVE COMB 09MM TRAMONTINA
- 007842-5 CHAVE COMB 10MM TRAMONTINA
- 007843-3 CHAVE COMB 11MM TRAMONTINA
- 007845-0 CHAVE COMB 12MM TRAMONTINA
- 005869-6 CHAVE COMB 13MM TRAMONTINA
- 001351-0 CHAVE COMB 14MM TRAMONTINA
- 001352-8 CHAVE COMB 15MM TRAMONTINA
- 101957-0 CHAVE COMB 16MM TRAMONTINA
- 101955-4 CHAVE COMB 17MM TRAMONTINA
- 101962-7 CHAVE COMB 18MM TRAMONTINA
- 005966-8 CHAVE COMB 19MM TRAMONTINA
- 101960-0 CHAVE COMB 20MM TRAMONTINA
- 003289-1 CHAVE COMB 21MM TRAMONTINA
- 201230-8 CHAVE COMB ESP 08MM (Chata) TRAMONTINA
- 201231-6 CHAVE COMB ESP 10MM (Chata) TRAMONTINA
- 201232-4 CHAVE COMB ESP 11MM (Chata) TRAMONTINA
- 201233-2 CHAVE COMB ESP 12MM (Chata) TRAMONTINA
- 201234-0 CHAVE COMB ESP 13MM (Chata) TRAMONTINA
- 201235-9 CHAVE COMB ESP 14MM (Chata) TRAMONTINA
- 201236-7 CHAVE COMB ESP 15MM (Chata) TRAMONTINA
- 201237-5 CHAVE COMB ESP 16MM (Chata) TRAMONTINA
- 201238-3 CHAVE COMB ESP 17MM (Chata) TRAMONTINA
- 201239-1 CHAVE COMB ESP 18MM (Chata) TRAMONTINA
- 201240-5 CHAVE COMB ESP 19MM (Chata) TRAMONTINA
- 101969-4 CHAVE ESTRELA 08X09 TRAMONTINA
- 101970-8 CHAVE ESTRELA 10X11 TRAMONTINA
- 101971-6 CHAVE ESTRELA 12X13 TRAMONTINA
- 101972-4 CHAVE ESTRELA 14X15 TRAMONTINA
- 101973-2 CHAVE ESTRELA 16X17 TRAMONTINA
- 101974-0 CHAVE ESTRELA 18X19 TRAMONTINA
- 101975-9 CHAVE ESTRELA 20X22 TRAMONTINA
- 101976-7 CHAVE ESTRELA 21X23 TRAMONTINA
- 101966-0 CHAVE FIXA 08X09 TRAMONTINA
- 005868-8 CHAVE FIXA 10X11 TRAMONTINA
- 101968-6 CHAVE FIXA 12X13 TRAMONTINA
- 001350-1 CHAVE FIXA 14X15 TRAMONTINA
- 101967-8 CHAVE FIXA 16X17 TRAMONTINA
- 001440-0 CHAVE FIXA 18X19 TRAMONTINA
- 101963-5 CHAVE FIXA 20X22 TRAMONTINA
- 006284-7 CHAVE FIXA 21X23 TRAMONTINA



TRAMONTINA



- 101978-3 CHAVE FENDA 1/4X6 TRAMONTINA
- 101979-1 CHAVE FENDA 3/16X4 TRAMONTINA
- 101977-5 CHAVE FENDA 3/8X10 TRAMONTINA
- 006908-6 CHAVE FENDA 5/16X8 TRAMONTINA
- 101981-3 CHAVE PHILIPS 1/4X6 TRAMONTINA
- 101982-1 CHAVE PHILIPS 3/16X4 TRAMONTINA
- 101980-5 CHAVE PHILIPS 5/16X8 TRAMONTINA



TRAMONTINA



- 201209-0 CHAVE FIXA 3/8X7/16 TRAMONTINA
- 101964-3 CHAVE FIXA 1/2X9/16 TRAMONTINA
- 101965-1 CHAVE FIXA 5/8X11/16 TRAMONTINA
- 006271-5 CHAVE FIXA 3/4X25/32 TRAMONTINA
- 007338-5 CHAVE FIXA 13/16X7/8 TRAMONTINA

TRAMONTINA

(...) FERRAMENTAS

- 201247-2 ALICATE BBA D'AGUA 10" (COMPRESSOR) TRAMONTINA
- 201245-6 ALICATE BICO MEIA CANA 6" TRAMONTINA
- 201244-8 ALICATE CORTE DIAGONAL 6" TRAMONTINA
- 201246-4 ALICATE PRESSAO MORD TRIANG 10" TRAMONTINA
- 201243-0 ALICATE UNIVERSAL 8" TRAMONTINA



- 201241-3 MARTELO PENA 400 GM TRAMONTINA
- 201242-1 MARTELO UNHA 27MM (MARCENEIRO) TRAMONTINA
- 005407-0 MARTELO BORR 800 GR C/CABO
- 201095-0 MARTELO MADEIRA P/ BATER PNEU 3438



- 201248-0 CAIXA PLAST P/FERRAMENTAS 17" TRAMONTINA
- 201250-2 DISCO CORTE FINO P/AÇO INOX 4.1/2" TRAMONTINA
- 102002-1 DISCO CORTE FINO P/AÇO INOX 9" TRAMONTINA

TRAMONTINA



(...) FERRAMENTAS/CHAVES DE RODA

- 003100-3 CHAVE RODA 17X19 608 (Vanadium)
- 001682-9 CHAVE RODA 19X280 608 (Vanadium)
- 101988-0 CHAVE RODA 19X360 URSO
- 005355-4 CHAVE RODA 19X24 URSO
- 101987-2 CHAVE RODA 21MM F350 C/ ALAVANCA
- 005343-0 CHAVE RODA 22X24X450 (Vanadium)
- 005344-9 CHAVE RODA 24X27X450 URSO
- 001683-7 CHAVE RODA 24X27X500 709/1113 (Vanadium)
- 201217-0 CHAVE RODA 27X390 0077 FORBAL
- 101989-9 CHAVE RODA 27X390 URSO
- 001684-5 CHAVE RODA 27x500 1113/1519 (Vanadium)
- 005345-7 CHAVE RODA 27X27X450 URSO
- 001685-3 CHAVE RODA 27X27X500 1113/1519 (Vanadium)
- 003136-4 CHAVE RODA 27X29X450 (1.1/8X1.1/16)
- 001686-1 CHAVE RODA 27X30X500 1113/1924 (Vanadium)
- 003101-1 CHAVE RODA 27X32X500 MB (Vanadium)
- 003102-0 CHAVE RODA 27X33X500 MB/CG (Vanadium)
- 201218-9 CHAVE RODA 30X390 0082 FORBAL
- 101990-2 CHAVE RODA 30X400 URSO
- 001687-0 CHAVE RODA 30X500 MB (Vanadium)
- 005349-0 CHAVE RODA 30X32X450 URSO
- 003105-4 CHAVE RODA 30X32x500 MB (Vanadium)
- 101991-0 CHAVE RODA 32X390 URSO
- 201219-7 CHAVE RODA 32X390 0083 FORBAL
- 001688-8 CHAVE RODA 32X500 MB (Vanadium)
- 201220-0 CHAVE RODA 32X500 0060 FORBAL
- 003129-1 CHAVE RODA 32X33X500 (Vanadium)
- 101992-9 CHAVE RODA 33X380 URSO
- 003135-6 CHAVE RODA 33X500 CG (Vanadium)
- 005351-1 CHAVE RODA 38X21X400 (1.1/2X1.3/16) FO-CH 0058
- 201227-8 CHAVE RODA C/PROL P/CH 17/19/21/23 IWor2
- 101986-4 CHAVE RODA L 19,1MM C/ESPATULA LONGA
- 000238-0 CHAVE RODA L 19MM C/ESPATULA
- 000239-9 CHAVE RODA L 20,8MM F1000
- 000240-2 CHAVE RODA L 23,3MM TOY BAND



Kraucher Urso Branco

Forbal

GEDORE

PORCAS ESP - ANEL PISTA - MERCEDES/FORD/VW

 <p>006835-7</p> <p>PORCA CARC F2000/ 4000/VW690-D40 4000</p>	 <p>001384-6</p> <p>PORCA CST DIFERENCIAL LAT COROA 1113/2213 4003</p>	 <p>001386-2</p> <p>PORCA CST DIFERENCIAL REG PINHÃO 1113/2213 4004</p>	 <p>102130-3</p> <p>PORCA DIFER REG PINHAO OH 1625/2325 170X1,5 8771</p>
 <p>001387-0</p> <p>PORCA CST DIFER REG PINHÃO 1519 4005</p>	 <p>001388-9</p> <p>PORCA CST DIFERENCIAL LAT COROA 1519 4006</p>	 <p>001389-7</p> <p>ANEL PISTA VIRABREQ. 608/1113/2216 4007-110032</p>	 <p>102110-9</p> <p>PORCA EIXO ENTALH F1000 1X25F 8806</p>
 <p>006792-0</p> <p>ANEL PISTA DT 1113 4008</p>	 <p>006793-8</p> <p>ANEL PISTA TR 1113 4009</p>	 <p>006794-6</p> <p>ANEL PISTA TR 1313/2216 4010</p>	 <p>102126-5</p> <p>PORCA FLANGE CAMBIO OF/OH 1218/1620 32x1,5 8793</p>
 <p>001393-5</p> <p>ANEL PISTA DT 1313/1516 O362-1618-1625 4011/8787</p>	 <p>001394-3</p> <p>ENCOSTO ROL EMBR 1519/1924-OM355 4012</p>	 <p>006110-7</p> <p>PORCA CARC O321 (60x1,5) 4013</p>	 <p>102129-0</p> <p>PORCA MANGA EIXO MB SPRINTER 45X3,0 R/DIR 8756</p>
 <p>004012-6</p> <p>PORCA CARC 1113 62x1,5 4014</p>	 <p>001396-0</p> <p>ANEL PISTA DT 608 4016</p>	 <p>001397-8</p> <p>ANEL PISTA TR 608 4017</p>	 <p>102128-1</p> <p>PORCA MANGA EIXO MB SPRINTER 45X3,0 R/ESQ 8757</p>
 <p>006797-0</p> <p>ANEL PISTA TR 1513/1519 /FR AR 4019</p>	 <p>001399-4</p> <p>PORCA FR MÃO 1113/1513 (35x1,5) 4020</p>	 <p>001400-1</p> <p>PORCA CARC 608 (52x1,5) 4021</p>	 <p>102127-3</p> <p>PORCA MANGA EIXO S/PF MB 1924/-O370 40X1,5 8759</p>

001401-0



PORCA CARC 1519/
FR AR (75x1,5) 4022

001402-8



PORCA CARC 1313/2013
65x1,5 4023

001403-6



PORCA PINHÃO 1113/
40x1,5 4024/8798

102097-8



ANEL SEP ROL PINHÃO
72X60X15,20 6085

001404-4



PORCA PILOTO 1113/1316
45x1,5 4025

001405-2



ANEL PISTA VIRABR
1519 4027

001406-0



PORCA CARDAN 1113
28x1,5 4028

102098-6



ANEL SEP ROL PINHÃO
72X60X15,40 6087

001407-9



ANEL EXT CUBO RODA
TK MB 2013/2219 4033

001408-7



ANEL INT CUBO RODA
TK MB 2013/2219 4034

001409-5



ANEL SEP ROL PINHÃO
MB 1113/ 72x60x15 4035

102099-4



ANEL SEP ROL PINHÃO
72X60X15,60 6089

001410-9



PORCA BALANCIM TK
MB2013/2220 65x1,5 4036

001411-7



SEPARADOR ROLAM
CARDAN 1113/1313 4037

001412-5



PORCA MANGA EIXO 608/
709/814/912 24X1,5 4040

102132-0



PORCA CST TK
MB 1113 61X10F 8823

001413-3



CUBO DESLIGADOR
EMBR. 1519/2219 4041

001414-1



PORCA CST MANGA EIXO
1113/1519 (32x1,5) 4042

001415-0



PORCA CST DIREÇÃO
HIDR 1113/ 35x1,5 4043

6803-9



CUBO ROL DESL
EMBR 1113/ 4045

001511-3



PORCA CALOTA GRAXA
CUBO DT 1113/1519 4044

001416-8



PORCA EIXO ENTALHADO
28x1,5 1113/2213 4046

001417-6



PORCA CST DIREÇÃO
MEC 608/1113 (36x1,5) 4047

102133-8



PORCA CST TK MB 1313/
1513/2013 64X10F 8824

001418-4



PORCA CST PINO TK
1113/2013 39x1,5 4048

001419-2



PORCA DCO EMBR/FR
1519/2220 40X1,5 4049

001420-6



PORCA CST BARRA
ESTAB DT 1113/ 30x1,5 4050

102131-1



PORCA DIFER REG PINHÃO
1516/ 150x1,5 ANEL ROS 8755

 <p>001421-4 PORCA MANGA EIXO FR AR 39x1,5 4051</p>	 <p>001422-2 ANEL SEP ROL CARDAN 1519/FR AR 4052</p>	 <p>001423-0 PORCA EIXO ENTALHADO MB 608 (24x1,5) 4053</p>	 <p>102100-1 ANEL PISTA BAL MB 2314/ 2425 94X125X143X24 8844</p>
 <p>001424-9 PORCA PINHÃO 608 32x1,5 4054</p>	 <p>001425-7 PORCA EIXO CARDAN 608 28X1,5 4055/8799</p>	 <p>001426-5 PORCA EIXO PILOTO 608 40X1,5 ESQ 4056</p>	 <p>006470-0 ANEL PISTA DT 2013/O362 4026</p>
 <p>001427-3 PORCA CARC MB BUS O370-OF1618 85X1,5 4057</p>	 <p>001428-1 PORCA PILOTO CXA G3/60 60x1,5 ESQ 4058</p>	 <p>001429-0 ANEL PISTA DT 709/914 55X75X15 4059</p>	 <p>006796-2 ANEL PISTA TR 1620/ O371/400 115x125x18 4086</p>
 <p>001430-3 ANEL PISTA TR 709/914 77X95X19 4060</p>	 <p>001431-1 PORCA AJUSTE COROA 608 4062</p>	 <p>001432-0 PORCA PINHAO 1525/ 1935/2418 45X1,5 4063</p>	 <p>006795-4 PORCA CARC O400 (85x1,5) 4085</p>
 <p>001434-6 ANEL PISTA TR 1924/1941 (115x145x32) 4065</p>	 <p>001435-4 ANEL PISTA TR 1618 (105x125x18) 4066</p>	 <p>001436-2 PORCA PINHAO 1519/1621 4067/8797</p>	 <p>102125-7 PORCA CARC MB O500/ 1622/2423 80X1,5 8761</p>
 <p>001437-0 PORCA MANGA EIXO 1929-O370/371 4068</p>	 <p>001438-9 ANEL DISTANC CONE ROL PINHÃO 1113/ 4069</p>	 <p>006106-9 PORCA CST BXA EST MB 1113/1513 28X1,5 4070/8835</p>	 <p>102103-6 ANEL INT CUBO TK-MB 2013/2216 85,7x105x15,3 8840</p>
 <p>006107-7 PORCA DIFER REG PINHAO MOD MB 140X1,5 4071/8772</p>	 <p>006109-3 PORCA PINHÃO 1924/ 1929/1945/2635 55x1,5 4073</p>	 <p>006790-3 PORCA PONT CARDAN 1218/2318 32X1,5 4074/8794</p>	 <p>102104-4 ANEL EXT CUBO TK-MB 2013/2216 65X87X105X18 8841</p>





<p>006804-7</p>  <p>ANEL PISTA TR 1632/ 0371 (110X145X32) 4078</p>	<p>006791-1</p>  <p>PORCA CARDAN 1620/1"X20/25X1,25 4079</p>	<p>200116-0</p>  <p>PORCA CARC MB/VW ROCKWELL (3.1/4") 8829</p>	<p>200470-4</p>  <p>PORCA CARDA VW 14210/1.1/4 18UNF 8802</p>
<p>102087-0</p>  <p>PORCA CARC IVECO DAILY 52X1,5 9114</p>	<p>102134-6</p>  <p>PORCA CST TK C/ PF MB 1313/2013 65X1,5 8826</p>	<p>102111-7</p>  <p>PORCA PINHAO VW DIF ROCKW 39X1,5 9623</p>	<p>102112-5</p>  <p>PORCA PINHAO VW 11130/14200 32X1,5 8805</p>
<p>102122-2</p>  <p>PORCA PINHAO 7/8X16F C10-C14-D10 0004</p>	<p>102123-0</p>  <p>PORCA PINHAO 7/8X16F F1000 0006</p>	<p>102124-9</p>  <p>PORCA PINHAO F1000 93/90 F4000 82-VW 7/8X14F 0008</p>	<p>102102-8</p>  <p>ANEL PISTA TK IDEROL- MB 1113 96,6X125X17,2 8843</p>
<p>102101-0</p>  <p>ANEL PISTA TK IDEROL-MB 1313/1317 86,7X110X20 8842</p>			

PORCAS CARC AÇO - MERCEDES BENZ

<p>001467-2</p>  <p>PORCA CARC 1313/ 001/91</p>	<p>003590-4</p>  <p>PORCA CARC 1313/ S/ROSCA 001/91SR</p>	<p>001466-4</p>  <p>PORCA CARC 1113 002/91</p>	<p>006103-4</p>  <p>ANEL PISTA DT 1113 009/92</p>
<p>003267-0</p>  <p>PORCA CARC 1113 S/ROSCA 002/91SR</p>	<p>001474-5</p>  <p>PORCA CARC 1519/FR AR 003/91</p>	<p>001465-6</p>  <p>PORCA CARC 608 004/91</p>	<p>006104-2</p>  <p>ANEL PISTA TR 1113 010/92</p>

<p>006114-0</p>  <p>ANEL PISTA TR 1313/ 012/92</p>	<p>006066-6</p>  <p>PORCA EIXO PILOTO MOD CX G3/60 084/96</p>	<p>006060-7</p>  <p>PORCA EIXO PILOTO 1113/ 085/96</p>	<p>006105-0</p>  <p>ANEL PISTA TR FR AR 011/92</p>
<p>006067-4</p>  <p>PORCA CARDAN 1214/1933 310/99</p>	<p>006068-2</p>  <p>PORCA CARDAN 1418/1618 (32x1,5) 343/99</p>	<p>006063-1</p>  <p>PORCA CST DIREÇÃO HIDR 1113/ (35x1,5) 345/99</p>	<p>102086-2</p>  <p>ANEL PISTA ATEGO 1725/ 2425/ 106X125X21,25 9117</p>
<p>006065-8</p>  <p>PORCA BARRA ESTAB DT (30x1,5) 346/99</p>	<p>006062-3</p>  <p>PORCA CARDAN 1114/ 439/00</p>	<p>006058-4</p>  <p>PORCA MANGA EIXO 1113/ (32x1,5) 534/03</p>	<p>102094-3</p>  <p>PORCA CARC MB 0500/ 1622/2423 80X1,5 AÇO 9016</p>
<p>006059-3</p>  <p>PORCA MANGA EIXO MB FR AR 0074/95</p>	<p>102082-0</p>  <p>PORCA CARC ROCKWELL 3.1/4X12F AÇO MB/VW 9003</p>	<p>102090-0</p>  <p>PORCA EIXO ENTALH MB 1930/2630 30X1,5 R/ESQ 9113</p>	<p>102106-0</p>  <p>PORCA EIXO TANDEN MB 2318/2414 80X2,0 R/ESQ 9112</p>
<p>102088-9</p>  <p>PORCA HOMOCINETICA MB 180 30X1,5 9100</p>	<p>102105-2</p>  <p>PORCA BLOQUEIO 2º EIXO 55X1,5 AÇO 9110</p>	 <p>MB 608 200313-9 MB 1113 200314-7 1313/1513 200315-5 1519/FR AR 200316-3</p> <p>KIT PORCA CARC C/ REGULAGEM</p>	

PORCAS CARC AÇO - FORD/CHEVROLET/VW/AG

<p>003262-0</p> <p>2.5/8" x12F</p>  <p>PORCA CARC FO/CH/VW C/RETENTOR M62 096/96</p>	<p>002270-5</p> <p>2" x16F</p>  <p>PORCA CARC F4000/ F2000-690-D40 150/97</p>	<p>003266-2</p> <p>2.7/8" x12F</p>  <p>PORCA CARC CARGO /VW 14210 M74 155/97</p>	<p>003238-7</p> <p>2.1/2" x16F</p>  <p>PORCA CARC F600-D60 S/PINO ANT 265/98-FC22</p>
--	---	---	---

<p>003184-4</p>  <p>2.1/2" x16F PORCA CARC F600-D60 C/PINO 266/98-FC21</p>	<p>200317-1</p>  <p>KIT PORCA CARC F4000 VW 690/AG C/ REGUL.</p>	<p>200499-2</p>  <p>PORCA CARC F600/19000 C/P FR HI 72/ 2.5/8X16F FC25</p>	<p>200500-0</p>  <p>PORCA CARC F600/19000 S/P FR HI 72/ 2.5/8X16F FC26</p>
<p>200886-6</p>  <p>PORCA CARC VW 13130 2.5/8"x12F 444024</p>	<p>102096-0</p>  <p>PORCA CARC FO F4000 90/ 2.1/8"x16F AÇO 9004</p>	<p>200468-2</p>  <p>PORCA CARC CG 1317/1618 S/P 3.1/4 9609</p>	<p>200469-0</p>  <p>PORCA CARC CG 1317/1618 C/P 3.1/4 9611</p>
<p>102095-1</p>  <p>PORCA CARC CG 1317/1618 C/PI 3.1/4X12F AÇO 9006</p>	<p>200470-4</p>  <p>PORCA CARDA VW 14210/ 1.1/4"x18UNF 8802</p>		

ANEIS BIPARTIDOS FUNDIDOS

- 102004-8 ANEL BIPARTIDO 10,10 6001
- 102005-6 ANEL BIPARTIDO 10,12 6002
- 102006-4 ANEL BIPARTIDO 10,14 6003
- 102007-2 ANEL BIPARTIDO 10,16 6004
- 102008-0 ANEL BIPARTIDO 10,18 6005
- 102009-9 ANEL BIPARTIDO 10,20 6006
- 102010-2 ANEL BIPARTIDO 10,22 6007
- 102011-0 ANEL BIPARTIDO 10,24 6008
- 102012-9 ANEL BIPARTIDO 10,26 6009
- 102013-7 ANEL BIPARTIDO 10,28 6010
- 102014-5 ANEL BIPARTIDO 10,30 6011
- 102015-3 ANEL BIPARTIDO 10,32 6012
- 102016-1 ANEL BIPARTIDO 10,34 6013
- 102017-0 ANEL BIPARTIDO 10,36 6014
- 102018-8 ANEL BIPARTIDO 10,38 6015
- 102019-6 ANEL BIPARTIDO 10,40 6016
- 102020-0 ANEL BIPARTIDO 10,42 6017
- 102021-8 ANEL BIPARTIDO 10,44 6018
- 102022-6 ANEL BIPARTIDO 10,46 6019
- 102023-4 ANEL BIPARTIDO 10,48 6020
- 102024-2 ANEL BIPARTIDO 10,50 6021
- 102025-0 ANEL BIPARTIDO 10,52 6022
- 102026-9 ANEL BIPARTIDO 10,54 6023
- 102027-7 ANEL BIPARTIDO 10,56 6024
- 102028-5 ANEL BIPARTIDO 10,58 6025
- 102029-3 ANEL BIPARTIDO 10,60 6026



- 102030-7 ANEL ESP BIPARTIDO PINHAO 6,74 6027
- 102031-5 ANEL ESP BIPARTIDO PINHAO 6,76 6028
- 102032-3 ANEL ESP BIPARTIDO PINHAO 6,78 6029
- 102033-1 ANEL ESP BIPARTIDO PINHAO 6,80 6030
- 102034-0 ANEL ESP BIPARTIDO PINHAO 6,82 6031
- 102035-8 ANEL ESP BIPARTIDO PINHAO 6,84 6032
- 102036-6 ANEL ESP BIPARTIDO PINHAO 6,86 6033
- 102037-4 ANEL ESP BIPARTIDO PINHAO 6,88 6034
- 102038-2 ANEL ESP BIPARTIDO PINHAO 6,90 6035
- 102039-0 ANEL ESP BIPARTIDO PINHAO 6,92 6036
- 102040-4 ANEL ESP BIPARTIDO PINHAO 6,94 6037
- 102041-2 ANEL ESP BIPARTIDO PINHAO 6,96 6038
- 102042-0 ANEL ESP BIPARTIDO PINHAO 6,98 6039
- 102043-9 ANEL ESP BIPARTIDO PINHAO 7,00 6040
- 102044-7 ANEL ESP BIPARTIDO PINHAO 7,02 6041
- 102045-5 ANEL ESP BIPARTIDO PINHAO 7,04 6042
- 102046-3 ANEL ESP BIPARTIDO PINHAO 7,06 6043
- 102047-1 ANEL ESP BIPARTIDO PINHAO 7,08 6044

ANEIS BIPARTIDOS FUNDIDOS

- 102048-0 ANEL ESP BIPARTIDO PINHAO 6,80 LARGO 6045
- 102049-8 ANEL ESP BIPARTIDO PINHAO 6,82 LARGO 6046
- 102050-1 ANEL ESP BIPARTIDO PINHAO 6,84 LARGO 6047
- 102051-0 ANEL ESP BIPARTIDO PINHAO 6,86 LARGO 6048
- 102052-8 ANEL ESP BIPARTIDO PINHAO 6,88 LARGO 6049
- 102053-6 ANEL ESP BIPARTIDO PINHAO 6,90 LARGO 6050
- 102054-4 ANEL ESP BIPARTIDO PINHAO 6,92 LARGO 6051
- 102055-2 ANEL ESP BIPARTIDO PINHAO 6,94 LARGO 6052
- 102056-0 ANEL ESP BIPARTIDO PINHAO 6,96 LARGO 6053
- 102057-9 ANEL ESP BIPARTIDO PINHAO 6,98 LARGO 6054
- 102058-7 ANEL ESP BIPARTIDO PINHAO 7,00 LARGO 6055
- 102059-5 ANEL ESP BIPARTIDO PINHAO 7,02 LARGO 6056
- 102060-9 ANEL ESP BIPARTIDO PINHAO 7,04 LARGO 6057
- 102061-7 ANEL ESP BIPARTIDO PINHAO 7,06 LARGO 6058
- 102062-5 ANEL ESP BIPARTIDO PINHAO 7,08 LARGO 6059
- 102063-3 ANEL ESP BIPARTIDO PINHAO 7,10 LARGO 6060
- 102064-1 ANEL ESP BIPARTIDO PINHAO 7,12 LARGO 6061
- 102065-0 ANEL ESP BIPARTIDO PINHAO 7,14 LARGO 6062
- 102066-8 ANEL ESP BIPARTIDO PINHAO 7,16 LARGO 6063
- 102067-6 ANEL ESP BIPARTIDO PINHAO 7,18 LARGO 6064
- 102068-4 ANEL ESP BIPARTIDO PINHAO 7,20 LARGO 6065
- 102069-2 ANEL ESP BIPARTIDO PINHAO 7,22 LARGO 6066
- 102070-6 ANEL ESP BIPARTIDO PINHAO 7,24 LARGO 6067
- 102071-4 ANEL ESP BIPARTIDO PINHAO 7,28 LARGO 6069
- 102072-2 ANEL ESP BIPARTIDO PINHAO 7,26 LARGO 6068
- 102073-0 ANEL ESP BIPARTIDO PINHAO 7,30 LARGO 6070
- 102074-9 ANEL ESP BIPARTIDO PINHAO 7,32 LARGO 6071
- 102075-7 ANEL ESP BIPARTIDO PINHAO 7,34 LARGO 6072
- 102076-5 ANEL ESP BIPARTIDO PINHAO 7,36 LARGO 6073
- 102077-3 ANEL ESP BIPARTIDO PINHAO 7,40 LARGO 6075



ALAVANCA DE REGULAGEM - CATRACAS SCANIA



ALAVANCA DE REGULAGEM - CATRACAS VOLVO



ALAVANCA DE REGULAGEM - CATRACAS CONICAS



CATRACAS APLICAÇÃO GERAL - DIVERSAS



CATRACAS APLICAÇÃO GERAL - MERCEDES BENZ



CATRACAS AUTOMATICAS - SCANIA

101267-3



CATRACA FR
AUTOM TR
ESQ K113
1112033

101268-1



CATRACA FR
AUTOM TR
DIR K113
1112034

004585-3



CATRACA FR
AUTOM TR
112/113
0215050

CATRACAS AUTOMATICAS - MERCEDES BENZ

101783-7



CATRACA FR
AUTOM TR
MB 1210/1410
90226

101781-0



CATRACA FR
AUTOM TR
MB 1721
99106

101782-9



CATRACA FR
AUTOM DT
MB 1721
90954

CATRACAS AUTOMATICAS - REPAROS COMPLETOS

200382-1



REP CPL
CATRACA
AUTOM
MB/SC/ML
42370

101780-2



KIT REP CPL UNIVERSAL P/
CATRACAS AUTOM RA1 007565

CATRACAS AUTOMATICAS - REPAROS EXTERNOS

101786-1



UNIDADE DE
CONTROLE TR
MB 1210/1410
94031

(P/ CATRACA 90226)

101784-5



UNIDADE DE
CONTROLE
DENTADA TR
MB 1215/1310/1721
94303

(P/ CATRACA 99106/90106)

101785-3



UNIDADE DE
CONTROLE
DENTADA DT
MB 1215/1310/1721
94602

(P/ CATRACA 90954)



EMBUCHAMENTOS DE EIXO**MERCEDES BENZ**

003605-6	EMB EIXO 0608/ CPL 26,00 STD	005372-4	EMB EIXO 1924/ CPL 50,00
100646-0	EMB EIXO 0608/ CPL 26,05	005374-0	EMB EIXO 1924/ CPL 50,10
003606-4	EMB EIXO 0608/ CPL 26,10	005398-8	EMB EIXO 1924/ CPL 50,20
003607-2	EMB EIXO 0608/ CPL 26,20	100123-0	EMB EIXO 1935 CPL 51,00
003608-0	EMB EIXO 0608/ CPL 26,30	100124-8	EMB EIXO 1935 CPL 51,10
003610-2	EMB EIXO 0608/ CPL 26,40	100125-6	EMB EIXO 1935 CPL 51,20
003614-5	EMB EIXO 0608/ CPL 26,50	003343-0	PINO MANGA EIXO 26,04 2053-04 608/
003615-3	EMB EIXO 0608/ CPL 26,60	003408-8	PINO MANGA EIXO 26,14 2053-14 608/
003616-1	EMB EIXO 0608/ CPL 26,70	003428-2	PINO MANGA EIXO 26,24 2053-24 608/
003640-4	EMB EIXO 0709/ CPL 27,00 STD	003478-9	PINO MANGA EIXO 26,34 2053-34 608/
003641-2	EMB EIXO 0709/ CPL 27,10	003669-2	PINO MANGA EIXO 26,44 2053-44 608/
003643-9	EMB EIXO 0709/ CPL 27,20	003675-7	PINO MANGA EIXO 26,54 2053-54 608/
003645-5	EMB EIXO 0709/ CPL 27,30	003686-2	PINO MANGA EIXO 26,64 2053-64 608/
003618-8	EMB EIXO 0809/ CPL 30,00 STD	003687-0	PINO MANGA EIXO 27,05 2123-05 709
003619-6	EMB EIXO 0809/ CPL 30,10	003713-3	PINO MANGA EIXO 27,15 2123-15 709
003620-0	EMB EIXO 0809/ CPL 30,20	003735-4	PINO MANGA EIXO 27,25 2123-25 709
003621-8	EMB EIXO 0809/ CPL 30,30	003736-2	PINO MANGA EIXO 27,35 2123-35 709
003597-1	EMB EIXO 1113 CPL 35,00 STD	003737-0	PINO MANGA EIXO 30,03 2124-03 912
003598-0	EMB EIXO 1113 CPL 35,10	003738-9	PINO MANGA EIXO 30,13 2124-13 912
003599-8	EMB EIXO 1113 CPL 35,20	003840-7	PINO MANGA EIXO 30,23 2124-23 912
003601-3	EMB EIXO 1113 CPL 35,30	003841-5	PINO MANGA EIXO 30,33 2124-33 912
003602-1	EMB EIXO 1113 CPL 35,40	003866-0	PINO MANGA EIXO 35,00 2054-00 1113
003603-0	EMB EIXO 1113 CPL 35,50	003956-0	PINO MANGA EIXO 35,10 2054-10 1113
003604-8	EMB EIXO 1113 CPL 35,60	003965-9	PINO MANGA EIXO 35,20 2054-20 1113
003622-6	EMB EIXO 1313/ CPL 36,65 STD	004365-6	PINO MANGA EIXO 35,30 2054-30 1113
003623-4	EMB EIXO 1313/ CPL 36,75	003975-6	PINO MANGA EIXO 35,40 2054-40 1113
003624-2	EMB EIXO 1313/ CPL 36,85	004000-2	PINO MANGA EIXO 35,50 2054-50 1113
003625-0	EMB EIXO 1313/ CPL 36,95	004002-9	PINO MANGA EIXO 35,60 2054-60 1113
003626-9	EMB EIXO 1313/ CPL 37,05	004162-9	PINO MANGA EIXO 36,60 2055-60 1313/
003627-7	EMB EIXO 1313/ CPL 37,15	004163-7	PINO MANGA EIXO 36,70 2055-70 1313/
003628-5	EMB EIXO 1313/ CPL 37,25	004164-5	PINO MANGA EIXO 36,80 2055-80 1313/
003629-3	EMB EIXO 1313/ CPL 37,35	004168-8	PINO MANGA EIXO 36,90 2055-90 1313/
003630-7	EMB EIXO 1313/ CPL 37,45	004169-6	PINO MANGA EIXO 37,00 2055-00 1313/
003631-5	EMB EIXO 1516/ CPL 38,00	004170-0	PINO MANGA EIXO 37,10 2055-10 1313/
003632-3	EMB EIXO 1516/ CPL 38,10	004174-2	PINO MANGA EIXO 37,20 2055-20 1313/
003633-1	EMB EIXO 1516/ CPL 38,20	004175-0	PINO MANGA EIXO 37,30 2055-30 1313/
003634-0	EMB EIXO 1516/ CPL 38,30	004182-3	PINO MANGA EIXO 37,40 2055-40 1313/
003635-8	EMB EIXO 1516/ CPL 38,40	004183-1	PINO MANGA EIXO 38,00 2116-00 1516/FR AR
003636-6	EMB EIXO 1516/ CPL 38,50	004184-0	PINO MANGA EIXO 38,10 2116-10 1516/FR AR
003637-4	EMB EIXO 1516/ CPL 38,60	004185-8	PINO MANGA EIXO 38,20 2116-20 1516/FR AR
003638-2	EMB EIXO 1516/ CPL 38,70	004187-4	PINO MANGA EIXO 38,30 2116-30 1516/FR AR
003639-0	EMB EIXO 1516/ CPL 38,80	004204-8	PINO MANGA EIXO 38,40 2116-40 1516/FR AR
005287-6	EMB EIXO 1614/ CPL 45,00	004205-6	PINO MANGA EIXO 38,50 2116-50 1516/FR AR
005311-2	EMB EIXO 1614/ CPL 45,10	004206-4	PINO MANGA EIXO 38,60 2116-60 1516/FR AR
005331-7	EMB EIXO 1614/ CPL 45,20	004207-2	PINO MANGA EIXO 38,70 2116-70 1516/FR AR

FORD

006413-0 EMB EIXO 11130/ CPL 40,80 STD
006412-2 EMB EIXO 13130/ CPL 45,55 STD
003656-0 EMB EIXO 13130/ CPL 45,65
003657-9 EMB EIXO 13130/ CPL 45,75
100539-1 EMB EIXO 814/815 2000/ CPL 33,10
100535-9 EMB EIXO 814/815 CPL 31,35
100536-7 EMB EIXO 814/815 CPL 31,45
100537-5 EMB EIXO 814/815 CPL 31,55
100540-5 EMB EIXO 815/915 2000/ CPL 33,00 STD
100538-3 EMB EIXO 815/915 2000/ CPL 33,20
003647-1 EMB EIXO F1000 CPL 21,80 STD
003648-0 EMB EIXO F1000 CPL 21,90
003649-8 EMB EIXO F1000 CPL 22,00
003650-1 EMB EIXO F1000 CPL 22,10
003665-0 EMB EIXO F12000/ CPL 33,00 STD
003666-8 EMB EIXO F12000/ CPL 33,10
003667-6 EMB EIXO F12000/ CPL 33,20
003668-4 EMB EIXO F12000/ CPL 33,30
006254-5 EMB EIXO F4000 CPL 26,77 STD
003651-0 EMB EIXO F4000 CPL 26,87
003652-8 EMB EIXO F4000 CPL 26,97
003653-6 EMB EIXO F4000 CPL 27,07
003654-4 EMB EIXO F4000 CPL 27,17
003655-2 EMB EIXO F4000 CPL 27,27

VOLKSWAGEN

003658-7 EMB EIXO 690 CPL 28,66 STD
003659-5 EMB EIXO 690 CPL 28,76
100119-1 EMB EIXO 690 CPL 28,86
100120-5 EMB EIXO 690 CPL 28,96
003660-9 EMB EIXO 11130/ CPL 40,90
003661-7 EMB EIXO 11130/ CPL 41,00

AGRALE

006190-5 EMB EIXO AG 1600 CPL 23,40 STD
003662-5 EMB EIXO AG 1600 CPL 23,50
003663-3 EMB EIXO AG 1600 CPL 23,60
100534-0 EMB EIXO AG 1600 CPL 23,70
003664-1 EMB EIXO AG 1600 CPL 23,80
100029-2 EMB EIXO AG 4600 CPL 26,75 STD
100030-6 EMB EIXO AG 4600 CPL 26,85
100647-9 EMB EIXO AG 4600 CPL 26,90
100122-1 EMB EIXO AG 4600 CPL 26,95
003846-6 EMB EIXO AG 7000 CPL 28,66 STD
003966-7 EMB EIXO AG 7000 CPL 28,76
100121-3 EMB EIXO AG 7000 CPL 28,86

VOLVO

006301-0 EMB EIXO VL CPL 45,15 M/LE
006302-9 EMB EIXO VL CPL 48,00 M/LE

IVECO

200960-9 EMB EIXO IVECO 150E18/ (1 LD)
CPL 43,00 STD 15253

CHIMES

100187-6 CHIME EMB BR 27mm 608 011
100188-4 CHIME EMB BR 28mm 709 012
100189-2 CHIME EMB BR 31mm 912 013
100190-6 CHIME EMB BR 36,2mm 1113 014
100191-4 CHIME EMB BR 38,3mm 1313/ 015
100192-2 CHIME EMB BR 39,3mm 1318/ Fr Ar 016
100193-0 CHIME EMB BR 46mm 1618/ 017
100194-9 CHIME EMB BR 50mm 0371/1935 018



LAMPADAS



- 000518-5 LAMPADA 100X100-24V IMP
000520-7 LAMPADA 1034-12V 12499 PHILIPS
000519-3 LAMPADA 1034-12V IMP
000522-3 LAMPADA 1034-24V 13499 PHILIPS
000521-5 LAMPADA 1034-24V IMP
000524-0 LAMPADA 1141-12V 12498 PHILIPS
000523-1 LAMPADA 1141-12V IMP
000526-6 LAMPADA 1141-24V 13498 PHILIPS
000525-8 LAMPADA 1141-24V IMP
000532-0 LAMPADA 1176-12V 12502 PHILIPS
000531-2 LAMPADA 1176-12V IMP
000534-7 LAMPADA 1176-24V 13405 PHILIPS
000533-9 LAMPADA 1176-24V IMP
000535-5 LAMPADA 1195-12V PHILIPS (EXTENÇÃO PORTATIL)
006165-4 LAMPADA 13844-24V TORPEDO PQ
005254-0 LAMPADA 13866-24V TORPEDO GR
000536-3 LAMPADA 25X12-12V C/ROSCA
000537-1 LAMPADA 45X40-12V PH
000538-0 LAMPADA 45X40-24V PH
000539-8 LAMPADA 53-12V IMP
000540-1 LAMPADA 53-12V PH
000541-0 LAMPADA 53-24V IMP
000542-8 LAMPADA 53-24V IMP
001478-8 LAMPADA 60/220 A60 E27 PH
000544-4 LAMPADA 67-12V 12821 PHILIPS
000543-6 LAMPADA 67-12V IMP
000546-0 LAMPADA 67-24V 13821 OSRAM/PH
000545-2 LAMPADA 67-24V IMP
006707-5 LAMPADA 67-24V OSRAM 5627
000548-7 LAMPADA 69-12V 12929 PHILIPS
000547-9 LAMPADA 69-12V IMP
000550-9 LAMPADA 69-24V 13929 PHILIPS
000549-5 LAMPADA 69-24V IMP
- 000194-5 LAMPADA 74-12V 12256 (PAINEL-VIDRO) PHILIPS
000551-7 LAMPADA 74-12V IMP
000552-5 LAMPADA 74-12V PH 12516 (VIDRO TP)
000554-1 LAMPADA 74-24V 13256 (VIDRO GR) PHILIPS
000553-3 LAMPADA 74-24V IMP
000555-0 LAMPADA 75-12V IMP
000556-8 LAMPADA 75-12V PH 12829
000195-3 LAMPADA 75-24V 13516 (VIDRO TP)
000557-6 LAMPADA 75-24V IMP
000558-4 LAMPADA 75-24V PH 13829
000559-2 LAMPADA 75X75-12V IMP
- 000560-6 LAMPADA BI-HODO 12V 12258-H1 PHILIPS
000561-4 LAMPADA BI-HODO 12V 12336-H3 PHILIPS
000562-2 LAMPADA BI-HODO 12V 12342-H4 (3 PÉ) PHILIPS
000563-0 LAMPADA BI-HODO 12V 12596-H5 PH (B/ASS)
201251-0 LAMPADA BI-HODO 12V 12972 H7 PHILIPS
000564-9 LAMPADA BI-HODO 24V 13258-H1 PHILIPS
000565-7 LAMPADA BI-HODO 24V 13336-H3 PHILIPS
000566-5 LAMPADA BI-HODO 24V 13342-H4 (3 PÉ) PHILIPS
000567-3 LAMPADA BI-HODO 24V 13596-H5 PH (B/ASS)
201252-9 LAMPADA BI-HODO 24V 13972 H7 PHILIPS
000841-9 LAMPADA BI-HODO 24V H5 IMP



RETENORES

MERCEDES BENZ

001799-0 RETENTOR 1043B CUBO DT 1113 8510
200869-6 RETENTOR 1151 CX DIR MEC (SEM FIM) MB 43552
001831-7 RETENTOR 1495BR COMPR AR 355 43622
005900-5 RETENTOR 1549BRA CUBO INT DT 1618/ 41282
008172-8 RETENTOR 1735BG CUBO TR 1313/ 8614
001805-8 RETENTOR 1801B CUBO DT 1313/ 8627
005903-0 RETENTOR 1810BACS POLIA DT 608/1113/ 8613
001794-9 RETENTOR 1828B CUBO DT 608 8616
001795-7 RETENTOR 1829B CUBO TR 608 8617
001824-4 RETENTOR 1884BG CUBO TR 1313/FR AR 8626
008895-4 RETENTOR 1974BRG CUBO DT EXT 1924/ 40402
001823-6 RETENTOR 2049BG CUBO DT 1313/FR AR 8634
004791-0 RETENTOR 2062N CUBO DT 1618/ 63171
001830-9 RETENTOR 2099BR PILOTO 608/1113/ 19
001828-7 RETENTOR 2100BAG FLANCE TR 1113/ 8558
005901-3 RETENTOR 2293B RODA TR INT 1924/45 60001
101101-4 RETENTOR 2336BROE EMB CIL TRIST MB 40005

SCANIA

003258-1 RETENTOR 10118BR DIR HDR MB/SC- DT AG 43652
001260-2 RETENTOR 10245 EKO 5 TR SC 40002
001261-0 RETENTOR 10759BRCS DT VRABR SC 40003
001262-9 RETENTOR 10824B BBA INJ SC TD5 40048
001269-6 RETENTOR 10897BRG CX DIR HDR SC 45150
007242-7 RETENTOR 1551BR BBA INJ SU AC 115/16 00094
001839-2 RETENTOR 2093BRG CUBO TR 111/112 40302
001832-5 RETENTOR 250BR CUBO DT INT SC 75/111 13005
001833-3 RETENTOR 268BG CUBO TR INT 75/110 13009
001840-6 RETENTOR 269BR CUBO TR EXT/CARDA 75/113 13011
001842-2 RETENTOR 272BRG DIR HDR 1113 SC110/42 43502
001834-1 RETENTOR 423BG CARDA SC 112/142 40161
001835-0 RETENTOR 504BCO PINHAO SC (TD5) 62942
001837-6 RETENTOR 7281BAG/10941 CUBO TR INTERC/113 50006
001836-8 RETENTOR 7312BR/10885 CUBO DT INTERC/113 40001
200004-0 RETENTOR 7790BY RODA TR INT P94/114 70021
200003-2 RETENTOR 8316BR CLIP RODA TR EXT P94/114 70012
200005-9 RETENTOR 8323BCV RODA TR RED 6x4 INT P94 70007
001841-4 RETENTOR 949BR BBA AGLIA 75/110/115/16 517
100254-6 RETENTOR/ARRUELA VED EKO TR P94/114 1356776
001803-1 RETENTOR 516BG CUBO DT SC 112 8562

DIVERSOS

200901-3 RETENTOR 7821/50033 CUBO TR INT RENAULT MA
200899-8 RETENTOR 7822/50031 CUBO DT EXT RENAULT MA
200900-5 RETENTOR 7823/50032 CUBO DT INT RENAULT MA

VOLVO

200890-4 KIT RETENTOR 7628/300 TR N10/12/14
003259-0 RETENTOR 2245BAG CUBO DT VL 10967
005467-4 RETENTOR 2246BAG CUBO RAI TR VL 50000
006446-7 RETENTOR 546BR CUBO DCO TR VL 55052

001827-9 RETENTOR 266BR SERVO FR -EKO 1113/ 43431
008897-0 RETENTOR 2679 CUBO TR INT 1924/45 40004
008894-6 RETENTOR 2690BRG CUBO TR 709/912 40007
008893-8 RETENTOR 2753BRG CUBO DT 709/915 8514/40006
008896-2 RETENTOR 2778B CUBO TR EXT 1924/43 60001
008257-3 RETENTOR 288BR BBA AGLIA MB (GR) 8608
200897-1 RETENTOR 2941/40029 CUBO TR OF 1618/
200894-7 RETENTOR 3321/40009 CUBO DT SPR 310/312
008892-0 RETENTOR 371N CUBO DT INT 1924/ 40014
005902-1 RETENTOR 491B CUBO DT 1313/ 1x 5 8571
001825-2 RETENTOR 500BAG PINHAO 1113/ 53554
001803-1 RETENTOR 516BG CUBO TR 1113-DT SC 112 8562
200923-4 RETENTOR 7322/7918 CUBO TR ATEGO 1517/2418
200928-5 RETENTOR 7481/1155 PINHAO SPR 310/
001829-5 RETENTOR 853BR BBA AGLIA MB (PQ) 43691

CARRETAS

008112-4 310BG RETENTOR CUBO SR WV 30000 (Prom)
001843-0 310B RETENTOR CUBO SR SABO
200324-4 RETENTOR CUBO SR 310BG/1025 "RUII"
001844-9 8046BE RETENTOR CUBO SR ID/80 5309
001846-5 2505BAG RETENTOR 5 GU 1182/5132BA
001847-3 2506BG RETENTOR 5 MA 1152/5009BR
001848-1 3161BA RETENTOR 5 MA TUBEL 1166/5141BA
001845-7 479BG RETENTOR 5 BX 1139/5002BG

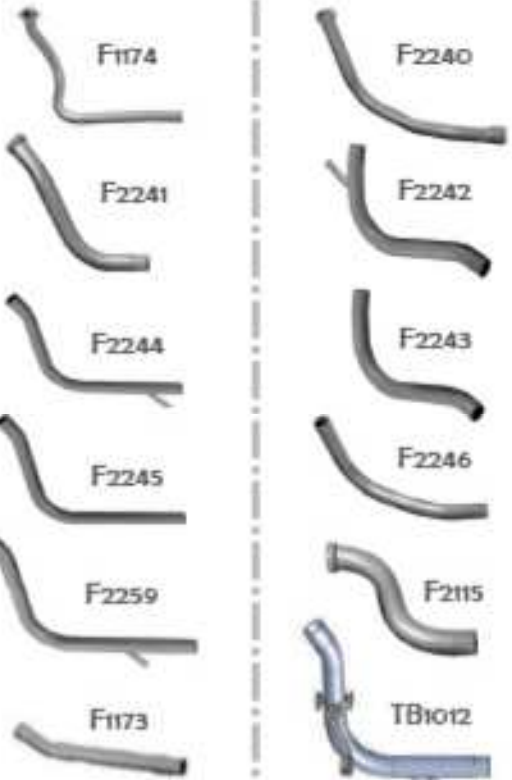
FORD / VW / AGRALE

200896-3 RETENTOR 029/40017 PINHAO JEEP/F75
200892-0 RETENTOR 1040/17035 CUBO DT INT WL JE/F75
001853-8 RETENTOR 1253B CUBO DT VW 8120/150 63142
200122-5 RETENTOR 181BE CUBO DT F11000/CG 60581
001849-0 RETENTOR 188BA CUBO DT 690/7110 52041
001850-3 RETENTOR 1923BG CUBO TR F4000/VW690 60032
200891-2 RETENTOR 1930/4904 DT JEEP W1
200904-8 RETENTOR 1931/55016 CUBO DT JE/RJ/F75
200902-1 RETENTOR 2201/52094 PINHAO ALB F2000/F4000/510
200903-0 RETENTOR 2211/52112 CUBO TR AG 1100/1600
200893-9 RETENTOR 2252/23021 CUBO DT D10/D20 93/
200924-2 RETENTOR 2415/7985 CUBO TR D20 94/
001851-1 RETENTOR 2424BG CUBO DT CQ/VW/1130/ 63142
006135-2 RETENTOR 2483BCE CUBO DT CQ130/VW/8140/ 65008
006136-0 RETENTOR 2484BCE CUBO DT CQ130/VW/16170 65007
006137-9 RETENTOR 2485BY CUBO TR VW/4140/14210 70017
200905-6 RETENTOR 2686/70009 PINHAO ROCKW 13180/15180E
200121-7 RETENTOR 2687 PINHAO CQ/VW 13180/ 70002
200895-5 RETENTOR 2693/40010 CUBO TR F1000 90/
001852-0 RETENTOR 2713BRV CUBO TR CQ/VW/16170/ 70000
200922-6 RETENTOR 435/5810 PINHAO 54039X12
200700-2 RETENTOR 528BY CUBO TR ROCK 11440/12140 70016
200898-0 RETENTOR 581/40901 CUBO TR EXT JE/F75
200701-0 RETENTOR 7338BAVF CUBO TR BL5 16180/210 70000
007538-8 RETENTOR 7375BY CUBO TR 8140/150/ 70020
200929-3 RETENTOR 7395/11217 CUBO TR 510 BRASEKO
200926-9 RETENTOR 7425/10130 CUBO DT P250/F4000 99/
200702-9 RETENTOR 7439BYF CUBO TR BL5 VW/8140/(05C) 70037
200927-7 RETENTOR 7552/10131 CUBO TR P250/F350
200925-0 RETENTOR 7686/10117 CUBO DT 510
001854-6 RETENTOR 974CAO CUBO DT F4000/350 50512

ESCAPAMENTOS


SCANIA

- 006002-0 ABRAÇ ESC CPL 3.1/2" F114-0153474-X
- 007342-3 ABRAÇ ESC 4.1/2" ORIG 112/ F111-0328928
- 006000-3 ABRAÇ ESC CPL 4.1/2" F112-0543771-X
- 006001-1 MEIA ABRAÇ ESC 4" 110/113 F113-0207550
- 006006-2 SILENC 111 S/OCO F2222-12158
- 200454-2 SILENC ORIG SC 110 ORIG F110S/TU12344
- 200455-0 SILENC ORIG SC 140/141 F2112/TU12161
- 006003-8 SILENC SC 112/ M/MET F1122-TU850A
- 006005-4 TUBO 111 MOTOR 3.1/2 F1174-TU12345
- 006004-6 TUBO 111 TERM 4" F1173-TU12343
- 006596-0 TUBO 112/ MOTOR 3.1/2 F2240-TU12346
- 006594-3 TUBO 112/ TERM C/SUC F2242-TB1008
- 006595-1 TUBO 112/ TERM C/SUC LG F2244-TB1013
- 006008-9 TUBO 112/ TERM 5/SUC CTO F2243-TU848A
- 006227-8 TUBO 112/ TERM 5/SUC F2245-TU851
- 006599-4 TUBO 113/ MOTOR 4.1/2 F2246-TU12348
- 006600-1 TUBO 113/ TERM CTO C/SUC F2259-TB1016
- 100993-1 TUBO 113/143 TERM C/SUC 4.1/2 F2258/TB1012
- 006593-5 TUBO 140/ MOTOR 4.1/2 F2115-TU12160
- 006007-0 TUBO 142/ MOTOR 4.1/2 F2241-TU12347
- 006598-6 SUPORTE 112 TUBO MOTOR F1160
- 006597-8 SUPORTE 113/ TUBO MOTOR F1190




VOLVO

- 006009-7 CINTA VL SIL F1142
- 006011-9 SILENC VL N10/ M/MET F7777-TU12218
- 200035-0 SILENC VL NH12E TR ORIG F7751-TU12203
- 006604-4 SILENC VL NH2000 ORIG F7750-TU12211
- 006601-0 TUBO N/NL 10/12 MOTOR S/FL F7715-TU12830
- 006603-6 TUBO N/NL10/12 MOTOR C/FL F7780-TU12349
- 200940-4 TUBO NL 10/12 MOTOR VL F7720
- 006602-8 TUBO NL10/12 MOTOR F7716-TU12831
- 100992-3 TUBO VL TERM CATAL 4.1/2 96/97 TB1081
- 006010-0 TUBO VL TERM F1176-TU12219

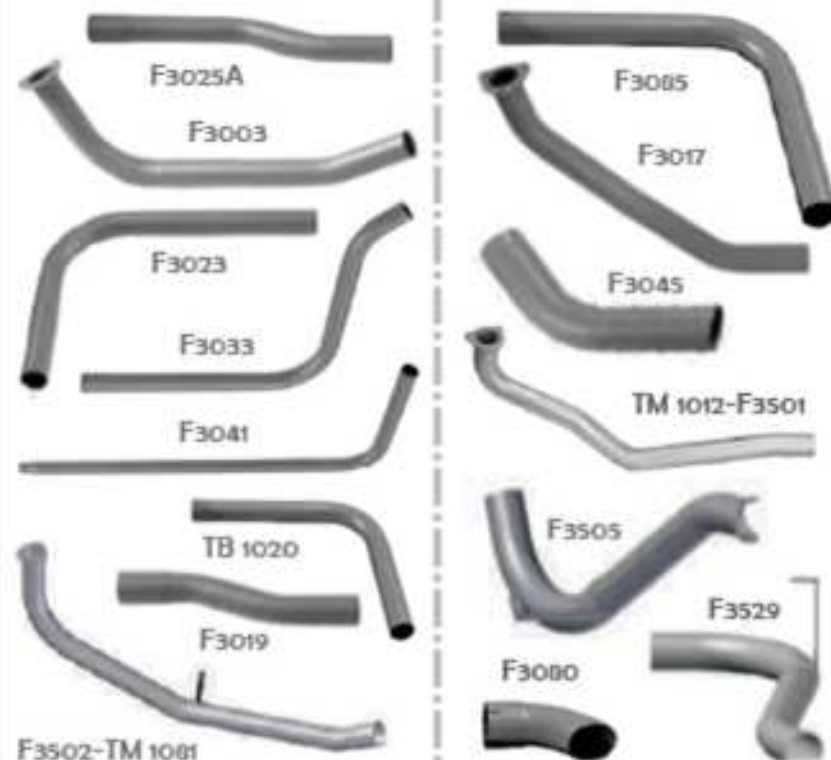



MERCEDES BENZ

- 006024-0 CATALIZADOR 1938/ ORIG F3086-TU12152
- 006917-5 SILENC 0608 OCO F608-TU775C
- 006232-4 SILENC 0608 ORIG F6085-TU774
- 006027-5 SILENC 0608 T/DP C/M F6085P-TU775B
- 100081-0 SILENC 0709 OCO F3042A-TU735
- 006233-2 SILENC 0709 ORIG F3042-TU733
- 006081-0 SILENC 0712/0912 OCO F3034A-TU734
- 006605-2 SILENC 0712/0912 ORIG F3034-TU732
- 200774-6 SILENC 0712C/1215C ORIG F3537
- 100089-6 SILENC 0715/0915 ACCELO ORIG F3512-TU12087
- 006423-8 SILENC 1113/ ASP ORIG F3054-TU778
- 006055-0 SILENC 1113/ ASP T/DP M/MET F3062-TU775
- 101490-0 SILENC 1113/ ASP TP DP OCO F3068/TU775A
- 006015-1 SILENC 1113/ TURB (C) T/DP M/MET F3012
- 200766-5 SILENC 1113/ TURB OCO CURTO RONC TU12358
- 200765-7 SILENC 1113/ TURB OCO TU789
- 200764-9 SILENC 1113/ TURB ORIG F3021-TU12029
- 006071-2 SILENC 1113/ TURB T/DP M/MET F3031-TU12029
- 006056-9 SILENC 1113/ TURB T/DP OCO F3029/TU789
- 006020-8 SILENC 1113/ TURB T/DP OCO S/LAT 4" F3039/TU789B
- 100990-7 SILENC 1214/1218/1620 96/ M/MET F3089/TU12293
- 200938-2 SILENC 1218/1620 96/ M/MET S/LAT F3088/TU12297
- 100082-9 SILENC 1218/2418 OCO-M/MET F3075A/TU729
- 006023-2 SILENC 1218/2418 ORIG F3075/TU728
- 200298-1 SILENC 1315/1718 ATEGO 3 e 4 CIL F3538B-TU12564
- 100084-5 SILENC 1318/1620 ELETR 4 CIL ORIG F3527/TU12377
- 006012-7 SILENC 1524/1941 M/MET F1183/TU802A
- 100087-0 SILENC 1620/ ORIG 6 MCH F3504
- 200299-0 SILENC 1723/ ATEGO 3,1/2 6 CIL F3518-
- 100080-2 SILENC 1924/ ORIG F1182-TU802
- 006021-6 SILENC 1935/1941 ORIG F3040/TU12030
- 200135-7 SILENC OF 1313/ ORIG F3063-S155



- 006025-9 TUBO 0608 INTERM 2" F608I-TU781D
- 006026-7 TUBO 0608 MOTOR F608M-TU790B
- 006028-3 TUBO 0608 TERM F608T-TU793
- 006075-5 TUBO 0709 MOTOR 3" S/FR F3038-TU731
- 006231-6 TUBO 0709 TERM F3044-TU737
- 006072-0 TUBO 0712/0912 MOTOR F3032-TU730
- 006073-9 TUBO 0712/0912 TERM F3036-TU736
- 006078-0 TUBO 1113/ ASP INTERM CTO 2.1/2 F3052-TU781A
- 006230-8 TUBO 1113/ ASP INTERM LG F3058-TU784A
- 006234-0 TUBO 1113/ ASP INTERM ME 2.1/2 F3064-TU786
- 006229-4 TUBO 1113/ ASP MOTOR 2.1/2 F3048/TU782A
- 006226-0 TUBO 1113/ ASP TERM LG 2.1/2 F3072-TU792
- 100994-0 TUBO 1113/ ASP TERM ME 2.1/2 F3056/TU791A
- 006017-8 TUBO 1113/ TURB INTERM 3" F3019-TU781B
- 006014-3 TUBO 1113/ TURB INTERM CTO 3" F3006-TU780
- 006070-4 TUBO 1113/ TURB INTERM LG 3" F3025A-TU781T
- 006013-5 TUBO 1113/ TURB MOTOR 3" F3003/TU795B
- 006018-6 TUBO 1113/ TURB TERM 3" F3023-TU794B
- 006019-4 TUBO 1113/ TURB TERM 3" F3033-TU794
- 006076-3 TUBO 1113/ TURB TERM LG BOIAD 4" F3041-TU795C
- 200295-7 TUBO 1218/ MOTOR F3501-TU720A
- 100085-3 TUBO 1218/ TERM ORIG CTO F3080/TU738
- 100086-1 TUBO 1218/ TERM ORIG LG 4" F3085/TU739
- 006016-0 TUBO 1519/ MOTOR 3" F3017/TU795A
- 200294-9 TUBO 1620/ MOTOR 6M F3502-TU12368
- 100088-8 TUBO 1620/ TERM 6M F3505-TU12375
- 200768-1 TUBO 1620/22 ELETR DT INT F3528/TU12818
- 200767-3 TUBO 1620/22 ELETR TERM F3529/TU12819
- 101676-8 TUBO 1620/22 ELETR TERM INT F3546
- 200769-0 TUBO 1620/22 MOTOR F3508A/TU12817
- 006022-4 TUBO 1935/ TERM ORIG F3045/TU12282
- 200134-9 TUBO OF 1313/ INTERM 3.1/2 TM1051
- 200133-0 TUBO OF 1313/ MOTOR 3.1/2 TM1060
- 200799-1 CINTA SILENC 1938/ F3087
- 200775-4 CINTA SILENC MB 1620/22 ELETR F3506
- 200800-9 CINTA SILENC OVAL C/L 1620/ F3091A



VOLKSWAGEN

- 200812-2 CINTA SIL CONST 17250/25370 F6547
- 200798-3 CINTA SILENC OVAL VW F6555
- 101493-5 SILENC ORIG VW 14220/23220 F6506-TU11340
- 200809-2 SILENC ORIG VW CONST 13180/1518 F6558
- 100090-0 SILENC VW 12170/16170 ORIG F6507/TU11348
- 200804-1 SILENC VW 13180/17210 ORIG F6511/TU12172
- 200772-0 SILENC VW 17210/ CUMMINS F6513-TU11341
- 100091-8 SILENC VW 17250/ WORKER ORIG F6532-TU12393
- 100092-6 SILENC VW 18310 TITAN ORIG F6534-TU12065
- 006236-7 SILENC VW 680/790 ORIG F6525/7002-TU11082
- 006237-5 SILENC VW 7100/13130 MWM ORIG F6519/TU11344
- 200037-7 SILENC VW 71105 ORIG F6523-TU11080
- 200807-6 TUBO INT VW TITAL 4X100MM F6502B
- 101494-3 TUBO INTERM 14220/ C/FR MOTOR F6502A/TU11346
- 101495-1 TUBO INTERM 14220/ S/FR MOTOR F6502C/TU11347
- 200803-3 TUBO VW 13180/23210 INT 4X170 F6502-TU12171
- 200805-0 TUBO VW 14220/23220 MOTOR 4" F6509
- 100093-4 TUBO VW 18310 TITAN TERM 4" F6536-TU12066
- 200038-5 TUBO VW 7100/8150 TERM F6526/TU11345
- 200810-6 TUBO VW13180/15180 CONST TERM F6559-




FORD

- 200939-0 CINTA SILENC CG 815/2428 F6554

- 007997-9 SILENC F1000/4000 F8013A



- 200297-3 SILENC CG 1215/ M/CUMMINS 3" S190



CHEVROLET

- 006619-2 SILENC D20/ 89/92 C/M F8013



TUBOS-CURVAS-ABRAÇADEIRAS ESC

- 006606-0 TUBO RETO 2" (2 MTS) F527
- 006607-9 TUBO RETO 2.1/2" F528-TB2026
- 006608-7 TUBO RETO 3" F529
- 006609-5 TUBO RETO 3.1/2" F530
- 006610-9 TUBO RETO 4" F531-TB2029
- 006611-7 TUBO RETO 4.1/2" F532-TB2030
- 006612-5 TUBO RETO 5" F533-TB2064

- 006034-8 CURVA 90 2" F5330
- 006030-5 CURVA 90 2.1/2 F5310
- 006032-1 CURVA 90 3" F5320-TB2033
- 006029-1 CURVA 90 3.1/2 F5300-TB2034
- 006031-3 CURVA 90 4" F5311-TB2035
- 006033-0 CURVA 90 4.1/2 F5322-TB2036
- 101318-1 CURVA 90 5" F5333-TB2064
- 006614-1 LUVA P/ADAPT 2.1/2X3 F2003
- 006613-3 LUVA P/ADAPT 2X3 F2002-AD010
- 006616-8 LUVA P/ADAPT 3.1/2X4 F2005-AD013
- 006615-0 LUVA P/ADAPT 3X4 F2004-AD012
- 006618-4 LUVA P/ADAPT 4.1/2X5 F2007
- 006617-6 LUVA P/ADAPT 4X4.1/2 F2006

- 004638-8 0153474 MEIA ABRAÇ ESC 110/112 F1114
- 006002-0 0153474-X ABRAÇ ESC CPL 3.1/2" F1114
- 004326-5 0181740 ABRAÇ ESC 3.1/2" SC 111
- 004331-1 0207550 MEIA ABRAÇ ESC 4" 110/113 F1113
- 005365-1 0207550-X ABRAÇ ESC CPL 4" F1113
- 007342-3 0328928 ABRAÇ ESC 4.1/2" ORIG 112/ F1111
- 004637-0 0543771 MEIA ABRAÇ TUBO ESC 113 F1112
- 006000-3 0543771-X ABRAÇ ESC CPL 4.1/2" F1112
- 101836-1 ABRAÇ ESC 3.1/2 MB 1620/AXOR/ATEGO
- 101859-0 ABRAÇ ESC 4.1/2 MB 1634/1938 INOX
- 201184-0 ABRAÇ ESC 4" VL N10/12 290737
- 101320-3 ABRAÇ TUBO FLEX 3" F6607-TM2026
- 101321-1 ABRAÇ TUBO FLEX 3.1/2" F6608
- 101319-0 ABRAÇ TUBO FLEX 4" CCA CG/VW F6601
- 100989-3 ABRAÇ TUBO FLEX 4" TM2014
- 200778-9 ABRAÇ TUBO FLEX 4.1/2" F6609
- 200779-7 ABRAÇ TUBO FLEX 5" F6610
- 200945-5 ABRAÇ P/SILENC MB 1418/1618 038891
- 101815-9 ABRAÇ P/SILENC MB 1935 163181
- 200943-9 ABRAÇ P/SILENC MB 709/ 29441
- 200944-7 ABRAÇ P/SILENC MB 912 036391
- 101835-3 ABRAÇ P/SILENC VW CONST 318036
- 201180-8 ABRAÇ SILENC MB 1218/1418/1620 117821

PONTEIRAS E TERMINAIS

- 006045-3 PONT CURVA CROM 2" F9060-TC23
- 006044-5 PONT CURVA CROM 2 1/2 F9050-TU19552
- 006043-7 PONT CURVA CROM 3" F9040-TU19551
- 006042-9 PONT CURVA CROM 3 1/2 F9030-TC20
- 006041-0 PONT CURVA CROM 4" F9020-TU19549
- 006040-2 PONT CURVA CROM 4 1/2 F9010-TC18
- 100635-5 PONT DUPLA CURVA 2 1/2 F1020-AD02



- 100637-1 PONT DUPLA CURVA 3 1/2 F1040-AD04
- 100636-3 PONT DUPLA CURVA 3" F1030-AD03
- 100638-0 PONT DUPLA CURVA 4" F1050-AD05
- 006039-9 TERM RETO CROM 2" F6061-TC13
- 006038-0 TERM RETO CROM 2 1/2 F6051-TC12
- 006424-6 TERM RETO CROM 3" F6041-TC09
- 006037-2 TERM RETO CROM 3 1/2 F6031-TC08
- 006036-4 TERM RETO CROM 4" F6021-TC04
- 006035-6 TERM RETO CROM 4 1/2 F6011-TC03



TUBOS FLEXIVEIS ESC

- 101898-1 FLEX ESC 3X280 MB AXOR INOX 340248
- 200790-8 FLEX ESC 3X300 MB 1718 ELETR F3410A
- 101641-5 FLEX ESC 3x375 MB 1718 ELETR C/ABRAC TU19501
- 101899-0 FLEX ESC 3X375 MB ACCELO INOX 340250
- 200806-8 FLEX ESC 3x400 VW 8150E/9150 GALV F6586A
- 10491-9 FLEX ESC 3x490 VW 8180/15180 CONST INOX F6567
- 200932-3 FLEX ESC 3x1000 GALV F2010
- 200488-7 FLEX ESC 3 1/2x270 MB 1620/ BZ101
- 100991-5 FLEX ESC 3 1/2x275 1620/1622 6 MCHA F3400A
- 101643-1 FLEX ESC 3 1/2x330 UNIV TU19478
- 101642-3 FLEX ESC 3 1/2x375 1620/ C/ABRAC TU19502
- 10492-7 FLEX ESC 3 1/2x400 VW 17250/ CONST INOX F6581
- 200808-4 FLEX ESC 3 1/2x400 VW WORKER GALV F6531A
- 200811-4 FLEX ESC 3 1/2x470 VW 17250/ GALV F6581A
- 200813-0 FLEX ESC 3 1/2x500 VW 19320/ CONST INOX F6542
- 200933-1 FLEX ESC 3 1/2x1000 GALV F2011
- 101644-0 FLEX ESC 4x330 UNIV TU19479



- 20185-9 FLEX ESC 4X355 VL VM17/23 INOX 340341
- 200776-2 FLEX ESC 4x360 VL VM 17/23 F7803
- 200777-0 FLEX ESC 4x410 VL VM 210/260/310 INOX F7811
- 20186-7 FLEX ESC 4X540 VL NL10/t2 INOX 340352
- 100988-5 FLEX ESC 4x550 N-NL10/t2-EDC F7707-BZ97
- 200934-0 FLEX ESC 4x1000 GALV F2012
- 200636-7 FLEX ESC 4 1/2x200 SC 54 /02 1428892 BZ17
- 200641-3 FLEX ESC 4 1/2x410 VL 96/97 C/CATAL BZ98
- 20187-5 FLEX ESC 4 1/2x410 VL EDC 96/97 INOX 340376
- 200643-0 FLEX ESC 4 1/2x460 MB 1634/1938 BZ100
- 200637-5 FLEX ESC 4 1/2x810 SC 54 03/ BZ170
- 200638-3 FLEX ESC 4 1/2x946 SC 54 /02 BZ171
- 200935-8 FLEX ESC 4 1/2x1000 GALV F2013
- 20189-1 FLEX ESC 5X140 VL FH/NH/FM12 INOX 340390
- 200639-1 FLEX ESC 5x150 VL FH/NH F7709/BZ96
- 101855-8 FLEX ESC 5X330 VL FH/NH/FM12 INOX 374570
- 200642-1 FLEX ESC 5x350 VL FH/NH F7710/BZ99
- 20188-3 FLEX ESC 5X350 VL FH/NH/FM12 INOX 340388
- 200936-6 FLEX ESC 5x1000 GALV F2014



PEÇAS PARA CARROCERIA



200054-7 BOCA
GRAN ALUM
RN/NO C/CORR
JOANINHA 004



005410-6 CATRACA CARGA
SR GUERRA
ANT 5017



007818-2 ENGATE
CORR SR/TK
5024



101060-3 ENGATE CORR
RN MOD
5517



007819-0 GRAMPO CORR
TAMPA SR
5027



200391-0 BOCA
GRAN CHAPA
RN/NO C/CORR
JOANINHA 00974



005417-8 CATRACA
CARGA TK
5016



200393-7 ENGATE S
CORRENTE
TH5511/5026



001899-6 PINO DO FUEIRO
7mm C/CORR
5028



200555-7 BOCA GRAN
NYLON UNIV
TR002



100833-1 BOCA
GRAN GUERRA
C/CORR
JOANINHA 5010



005419-4 CATRACA CARGA
SR RANDON
5018



200394-5 ARGOLA
ENGATE CORR
TH 5510




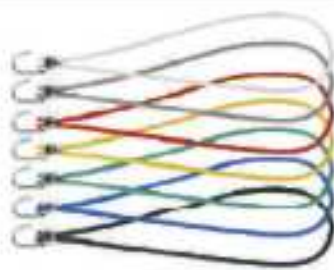
005434-8 ARCO
GRANELEIRA
5036



005435-6 SUPORTE ARCO
GRANELEIRA
5037

 201007-0 COROTE PRETO 25lt S/ACCESS	 201008-9 COROTE PRETO 16lt S/ACCESS	 100919-2 TAMPA COROTE 36MM P/CJ	 101804-3 SUPORTE CHASSIS COROTE	 200057-1 SUPORTE EXTINTOR 8/10 kg
 101004-0 COROTE BRANCO 25lt (CPL)	 100581-2 CINTA AVULSA	 200879-3 TAMPA COROTE 46MM	 200710-0 SABONETEIRA	 3677-3 SUPORTE EXTINTOR 2 kg
 100910-4 TORNEIRA UNIV	 200878-5 TAMPA GR COROTE 50MM	 201010-0 RESERVATÓRIO VERTICAL 16lt	 006660-5 SUPORTE BUTIÃO GÁS 13kg FP056	

CINTAS E ELASTICOS

	100891-9 ELAST FIX AZUL C/GANCHO P/LONA EL101	
	100515-4 ELAST FIX PRETO C/GANCHO P/LONA EL102	
	100892-7 ELAST FIX VERM C/GANCHO P/LONA EL103	
	100893-5 ELAST FIX CINZA C/GANCHO P/LONA EL105	
	100894-3 ELAST FIX VERDE C/GANCHO P/LONA EL106	

CONE ABNT

	200094-6 CONE REFLET DOBRÁVEL MOD CARGA PERIG (NORMAS ABNT) CN 101
---	---

CAPA PORCA RODA

201222-7 CAPA PORCA 17MM CROMADO CPC17	
102161-3 CAPA PORCA 17MM PRETA CPP17	
200098-9 CAPA PORCA 19MM CROMADO CPC19	
201223-5 CAPA PORCA 19MM PRETA CPP19	
100649-5 CAPA PORCA 24MM CROM	
200090-3 CAPA PORCA 27MM CROM	
200091-1 CAPA PORCA 30MM CROM	
200092-0 CAPA PORCA 32MM CROM	
200093-8 CAPA PORCA 33MM CROM	

CORDAS

	DISPONÍVEL: ROLO, METRO E QUILO	
200673-1 CORDA POL TRANÇ ESP 8MM (245 MTS)		200674-0 CORDA POL TRANÇ ESP 10MM (156 MTS)

TRIANGULOS SINALIZAÇÃO

	619-0		101998-8
TRIÂNGULO LUMINOSO ANT BASE SIMPLES 18065		TRIÂNGULO LUMINOSO MODERNO BASE PESADA	

REBITES

LONAS DE FREIO-ALUMINIO

- 003808-3 REBITE AL MAC 10-12
- 201032-1 REBITE AL MAC 10-12 CON VW/VL (6,2X19)
- 003810-5 REBITE AL MAC 10-14
- 005870-0 REBITE AL MAC 10-16
- 003814-8 REBITE AL MAC 13-12
- 003815-6 REBITE AL MAC 13-14
- 200610-3 REBITE AL MAC 13-16
- 003804-0 REBITE AL S/TUB 4-5 3,57X7,93
- 003805-9 REBITE AL S/TUB 7-10 (4,7x15,9)
- 003809-1 REBITE AL S/TUB 10-12
- 101067-0 REBITE AL S/TUB 10-14
- 101124-3 REBITE AL S/TUB 10-16
- 003811-3 REBITE AL S/TUB 13-10



LONAS FR - FERRO BICROMATIZADO

- 003819-9 REBITE FE BI TUB 8-16
- 101888-4 REBITE FE BI TUB 8-18
- 003820-2 REBITE FE BI TUB 8-20
- 003696-0 REBITE FE BI TUB 8-25
- 003816-4 REBITE FE BI S/TUB 7-5 (4,7X7,93)
- 100493-0 REBITE FE BI S/TUB 7-7 (4,7x11,1)
- 100492-1 REBITE FE BI S/TUB 7-8 (4,7x12,7)
- 003818-0 REBITE FE BI S/TUB 7-10 (4,7x15,9)
- 006581-1 REBITE FE BI S/TUB 8-18
- 003821-0 REBITE FE BI S/TUB 10-10 (6,35X15,87)
- 006577-3 REBITE FE BI S/TUB 10-10 CON VW/CG (6,35-15,87)
- 003822-9 REBITE FE BI S/TUB 10-12 (6,35X19)
- 006580-3 REBITE FE BI S/TUB 10-12 CON VL/VW (6,2-19)
- 003823-7 REBITE FE BI S/TUB 10-14 (6,35X22,22)
- 003824-5 REBITE FE BI S/TUB 13-10 (8X15,87)
- 003825-3 REBITE FE BI S/TUB 13-12 (8X20)
- 005356-2 REBITE FE BI S/TUB 13-14 (8X22)
- 004215-3 REBITE FE BI S/TUB 13-16 (8X25)



LONAS DE FREIO - COBRE

- 003826-1 REBITE COBRE TUB 08-16 *
- 003827-0 REBITE COBRE TUB 08-20 *
- 003697-8 REBITE COBRE TUB 08-25



REPUXO-ALUMINIO

- 000858-3 REBITE REPUXO ALUM 3,2X12
- 006745-8 REBITE REPUXO ALUM 3,2X16
- 002676-0 REBITE REPUXO ALUM 3,2X21
- 002677-8 REBITE REPUXO ALUM 4,0X10
- 000859-1 REBITE REPUXO ALUM 4,0X12
- 006904-3 REBITE REPUXO ALUM 4,0X14
- 006747-4 REBITE REPUXO ALUM 4,0X16
- 006748-2 REBITE REPUXO ALUM 4,0X19
- 002679-4 REBITE REPUXO ALUM 4,0X25
- 002680-8 REBITE REPUXO ALUM 4,8X10
- 000860-5 REBITE REPUXO ALUM 4,8X16
- 003178-0 REBITE REPUXO ALUM 4,8X19
- 006905-1 REBITE REPUXO ALUM 4,8X22
- 006906-0 REBITE REPUXO ALUM 4,8X25
- 006907-8 REBITE REPUXO ALUM 4,8X30
- 006750-4 REBITE REPUXO ALUM 6,0X19
- 006746-6 REBITE REPUXO ALUM 6,0X22
- 002681-6 REBITE REPUXO ALUM 6,0X30



CAB. REDONDA P/MOLA

- 007990-1 REBITE FE P/ML 5/16X7/8
- 001164-9 REBITE FE P/ML 5/16X7/8 RECOZ
- 007991-0 REBITE FE P/ML 5/16X1
- 001165-7 REBITE FE P/ML 5/16X1 RECOZ
- 001174-6 REBITE FE P/ML 3/8X7/8
- 007992-8 REBITE FE P/ML 3/8X1
- 001175-4 REBITE FE P/ML 3/8X1 RECOZ
- 100226-0 REBITE FE P/ML 3/8X1.1/2
- 100227-9 REBITE FE P/ML 3/8X2
- 001179-7 REBITE FE P/ML 7/16X1
- 100904-4 REBITE FE P/ML 7/16X1.1/2
- 001183-5 REBITE FE P/ML 1/2X1 (P/CORDA)
- 003268-9 REBITE FE P/ML 1/2X1.1/4
- 003269-7 REBITE FE P/ML 1/2X2



CONTRA PINOS

QUILO

001608-0	C/PINO 01-1/16X1/2=1,6MM 3950 PC
100325-9	C/PINO 01A 1/16X5/8=1,6MM 3700
001621-7	C/PINO 02-3/32X1=2,5MM 980
001627-6	C/PINO 03-3/32X1.1/4=2,5MM 800
001606-3	C/PINO 03A-1/8X1=3,2MM 520
001607-1	C/PINO 03B-1/8X1.1/4=3,2MM 460
001628-4	C/PINO 04-1/8X1.1/2=3,2MM 400
001629-2	C/PINO 05-1/8X1.3/4=3,2MM 345
001630-6	C/PINO 06-1/8X2=3,2MM 320
004202-1	C/PINO 06A-1/8X3=3,2MM 210
001631-4	C/PINO 07-5/32X1.1/2=4,0MM 250
001632-2	C/PINO 08-5/32X1.3/4=4,0MM 225
001633-0	C/PINO 09-5/32X2=4,0MM 200
001609-8	C/PINO 10-5/32X2.1/4=4,0MM 190
001610-1	C/PINO 11-5/32X2.1/2=4,0MM 175
001611-0	C/PINO 11A-5/32X3=4,0MM 130
004769-4	C/PINO 11B-5/32X3.1/2=4,0MM 95
001612-8	C/PINO 12-3/16X1.3/4=5,0MM 150
001613-6	C/PINO 13-3/16X2=5,0MM 125
001614-4	C/PINO 14-3/16X2.1/4=5,0MM 120 (Pino Tens)
001615-2	C/PINO 15-3/16X2.1/2=5,0MM 110 (Pino Tens)
001616-0	C/PINO 15A-3/16X3=5,0MM 90
001600-4	C/PINO 15B-3/16X3.1/2=5,0MM 79
001617-9	C/PINO 16-7/32X2=5,5MM 97
001618-7	C/PINO 17-7/32X2.1/4=5,5MM 82
001619-5	C/PINO 18-7/32X2.1/2=5,5MM 75 (Manga MB)
001620-9	C/PINO 19-7/32X3=5,5MM 70
001602-0	C/PINO 19A-7/32X3.1/2=5,5MM 65
001622-5	C/PINO 20-1/4X2.1/2=6,3MM 63
001623-3	C/PINO 21-1/4X3=6,3MM 52
001624-1	C/PINO 22-1/4X3.1/2=6,3MM 45
001603-9	C/PINO 22A-1/4X4=6,3MM 39
001625-0	C/PINO 23-5/16X3.1/2=8,0MM 28
001626-8	C/PINO 24-5/16X4=8,0MM 25
001945-3	C/PINO 25-3/8X4=10MM 16

CENTO

006751-2	C/PINO AÇO 01 1/16X1/2=1,6MM %
100326-7	C/PINO AÇO 01A 1/16X5/8=1,6MM %
006752-0	C/PINO AÇO 02 3/32X1=2,5MM %
006753-9	C/PINO AÇO 03 3/32X1.1/4=2,5MM %
006754-7	C/PINO AÇO 03A 1/8X1=3,2MM %
006755-5	C/PINO AÇO 03B 1/8X1.1/4=3,2MM %
006756-3	C/PINO AÇO 04 1/8X1.1/2=3,2MM %
006757-1	C/PINO AÇO 05 1/8X1.3/4=3,2MM %
006758-0	C/PINO AÇO 06 1/8X2=3,2MM %
006759-8	C/PINO AÇO 06A 1/8X3=3,2MM %
006760-1	C/PINO AÇO 07 5/32X1.1/2=4,0MM %
006761-0	C/PINO AÇO 08 5/32X1.3/4=4,0MM %
006762-8	C/PINO AÇO 09 5/32X2=4,0MM %
006763-6	C/PINO AÇO 10 5/32X2.1/4=4,0MM %
006764-4	C/PINO AÇO 11 5/32X2.1/2=4,0MM %
006765-2	C/PINO AÇO 11A 5/32X3=4,0MM %
006766-0	C/PINO AÇO 11B 5/32X3.1/2=4,0MM %
006767-9	C/PINO AÇO 12 3/16X1.3/4=5,0MM %
006768-7	C/PINO AÇO 13 3/16X2=5,0MM %
006769-5	C/PINO AÇO 14 3/16X2.1/4=5,0MM %
006770-9	C/PINO AÇO 15 3/16X2.1/2=5,0MM %
006771-7	C/PINO AÇO 15A 3/16X3=5,0MM %
006772-5	C/PINO AÇO 15B 3/16X3.1/2=5,0MM %
006773-3	C/PINO AÇO 16 7/32X2=5,5MM %
006774-1	C/PINO AÇO 17 7/32X2.1/4=5,5MM %
006775-0	C/PINO AÇO 18 7/32X2.1/2=5,5MM %
006776-8	C/PINO AÇO 19 7/32X3=5,5MM %
006777-6	C/PINO AÇO 19A 7/32X3.1/2=5,5MM %
006778-4	C/PINO AÇO 20 1/4X2.1/2=6,3MM %
006779-2	C/PINO AÇO 21 1/4X3=6,3MM %
006780-6	C/PINO AÇO 22 1/4X3.1/2=6,3MM %
006785-7	C/PINO AÇO 22A 1/4X4=6,3MM %
006782-2	C/PINO AÇO 23 5/16X3.1/2=8,0MM %
006783-0	C/PINO AÇO 24 5/16X4=8,0MM %
006784-9	C/PINO AÇO 25 3/8X4=10MM %



ROLAMENTOS**Suspensys***An ArvinMeritor and Randon Company*200016-4
ROLAM 32216 (LARGO) Suspensys200017-2
ROLAM 32218 Suspensys001699-3
ROLAM SKF RD TR INT 1113/SR RN 32216001700-0
ROLAM SKF RODA SR 32218**SABO**001689-6
ROLAM CARDAN C/BORR 1113/ 07827100329-1
ROLAM CARDAN C/BORR 1218/VW/CARGO 07802

004298-6 30312 ZWZ ROLAM RD DT INT 1113
004299-4 32208 ZWZ ROLAM EIXO SAIDA SC
001692-6 32214 ZWZ ROL RD TR INT 1214/1218
004300-1 32308 ZWZ ROLAM RD DT EXT SC
004303-6 6204 ZWZ ROLAM
004304-4 6205ZZ ZWZ ROLAM
004305-2 6211 ZWZ ROLAM CARDA SC

001701-9
ROLAMENTO RD
SR/TR SCANIA 32218**IMPORTADOS DIVERSOS**

004301-0 32308 FAG ROLAM RD DT EXT SC
004302-8 32311 ZBR ROLAM RD DT INT SC
004306-0 6305ZZ GPZ ROLAM ALTERN
001691-8 32213 TAM ROLAM RD DT INT 1313/
001690-0 200216 ROLAM EMBR 1113/

FLUIDOS DE FREIO

000507-0 FLUÍDO FR VARGA/BOSCH DOT3 - 200ML
000508-8 FLUÍDO FR VARGA/BOSCH DOT3 - 500ML
004251-0 FLUÍDO FR VARGA/BOSCH DOT4 - 500ML
200663-4 FLUÍDO FR TUTELA TOP4 DOT4 - 500ML



GRAXAS

200080-6



GRAXA
P/ROLAM
RANDON
EP2 1,5kg

200664-2



GRAXA
P/ROLAM
LUBRAX/
LÍTIO 1kg

200785-1



GRAXA
MARFAK
1kg

200786-0



GRAXA
MARFAK
10kg

200984-6



GRAXA
MARFAK
20kg

201152-2



GRAXA
P/ROLAM
LUBRAX/
LÍTIO 20kg

OLEOS

200662-6



ÓLEO LUBRIF
ATF TRASM/
DIR HIDR
LUBRAX (1lt)

200751-7



ÓLEO
MOTOR
LUBRAX
EXTRA
TURBO (20lt)

200783-5



ÓLEO
MOTOR
SHELL
RIMULA
15/40 (20lt)

102248-2



ÓLEO
MOTOR
IPIRANGA
BRUTUS
AP (20lt)

DESENGRAXANTES



514-2 JIMO PENETRIL AEROSOL DESENGR 400ml

179-1 DESENGRAXANTE JIMO AEROSOL 400ml

593-2 DESENG SOLVO RUST AEROSOL 300ml

3997-7 DESENGRIPANTE SUPER LUB 300ml

514-2 DESENGR ANTI-FERR 300ML

593-2 DESENGR ANTI-FERR LOCTITE SUPER LUB 300ML

LANTERNAS E LENTES

LINHA ACESSORIOS

1756-6 LANTERNA
LAT C/SOQ EXT
ARO METAL 1080EC



SR - FURGÃO - ADAPT

1755-8 LANTERNA
LAT C/SOQ INT
ARO METAL 1080IC

100640-1 LANTERNA
LAT C/SOQ
INTERNO
ARO PLAST
1080IP



SR - FURGÃO - ADAPT

102235-0 LANTERNA
TR 2 POLOS/
2 SOQUETES
BICOLOR
CF202/BI




UNIVERSAL

Disponível em ADEL,
CRISTAL, LARANHA,
VERDE E VERMELHO

1759-0
LENTE
1080L

1756-6 LANTERNA
LAT C/SOQ EXT
ARO METAL 1081EC



SR - FURGÃO - ADAPT



ADAPT

1766-3 LANTERNA
LAT PUDIM
C/SOQ INT 1110

1768-0 LANTERNA
LAT PUDIM
C/SOQ EXT 1111

1767-1 LENTE PUDIM 1110L

102199-0 CJ LANT UNIV
TR TRICOLOR DIR
CF113.8D



1755-8 LANTERNA
LAT C/SOQ INT
ARO METAL 1081IC

102200-8 CJ LANT UNIV
TR TRICOLOR ESQ
CF113.8E



1779-5 LANTERNA TR
RETANGULAR
CANOINHA
ARO PLAST
1148-GF205/BI



ADAPT

1783-3 LANTERNA
P/INTER
CAB/BAU
1199



ADAPT

1781-7 LANTERNA
OVAL TR
1198



ADAPT

1780-9 LENTE BICOLOR
1148L-GF017/BI

1784-1 LENTE
CRISTAL
1199L

1782-5 LENTE
BICOLOR
1198L

102197-4 CRISTAL GF110/CR
102198-2 VERM GF110/VM



1785-0 LANTERNA
RETANGULAR
SOQ INT
1212I



BAÚ - ADAPT

1802-3 CJ TRIPLO LANT
MOD (3 MARIAS) 1241



ADAPT

1796-5 LANTERNA
QUADRADA
1 SOQ INT
1244-1



BAÚ - CABINE
- ADAPT

1797-3 LANTERNA
QUADRADA
2 SOQ INT
1244-1/2

102192-3 LENTE DELIMIT
MOD AMBAR GF030/AM

102191-5 LENTE DELIMIT
MOD CRISTAL GF030/CR

102190-7 LENTE DELIMIT
MOD VERM GF030/VM

LEGENDA



SOQ
EXT



SOQ
INT

1812-0 LANTERNA
LAT DELIMIT
1247



ADAPT

1813-9 LENTE
1247L

Disponível em ADEL,
CRISTAL, LARANHA,
VERDE E VERMELHO

1814-7 LANTERNA
P/PLACA
/DEGRAU
1249



842-7 LANTERNA
ILUM PLACA
CRISTAL 1249B
CF212.16/CR



102239-3 LUZ
LICENÇA UNIV
S/ABAS
CRISTAL
CF208.16



LANTERNA
DELIMIT
UNIVERSAL
CF214



3781-8
LANTERNA LAT/
DELIMIT LENTE
QUADRADA
1252



ADAPT

Disponível em AZUL,
CRISTAL, LARANJA,
VERDE E VERMELHO

1770-1
LENTE 1252L

1769-8
LANTERNA LAT
C/LENTE QUADRADA
C/ HASTE FLEXÍVEL
AMBAR 1259
CF112.10/AM



SR. FURGÃO - ADAPT

Disponível em AZUL,
CRISTAL, LARANJA,
VERDE E VERMELHO

1770-1
LENTE
1252L

102189-3 LANTERNA LAT
C/ LENTE QUADRADA
C/ HASTE FLEXÍVEL
CRISTAL 1259-GF112.10/CR



LINHA CAMINHÕES

1745-0 LANTERNA
TETO/LAT MB ADAPT
C/BASE RETA 1008



1748-5 LENTE
LARANJA 1008L



102240-7 LANTERNA
DELIMITADORA SC 112/
VERM/CRISTAL CF305

2466-0
LANTERNA TR
S/VIGIA
1131A

1777-9 LENTE
SINAL TR 1131L



MB 608/111

1747-7 LANTERNA
CABINE LAT ORIG
MB/SC/VL C/BASE
FLEXÍVEL 1009

1776-0
LANTERNA TR
C/VIGIA
1132A

1804-0
LANTERNA TR
C/VIGIA 1242CV



MB 1313/

1819-8
LENTE SINAL
1253L-CF040.8/TI



MB NOVO

1817-1
LANTERNA TR
MB NOVO C/VIGIA
1253CV

1807-4
LANTERNA TR
S/VIGIA 1242SV

1806-6
LENTE SINAL 1242L

2573-9
LANTERNA TR
MB NOVO S/VIGIA
1253SV

1788-4
LANTERNA TR
C/VIGIA 1261CV



VW/CARGO

1801-5
LENTE
1245L



MB 1113/

1815-5
LANTERNA
CABINE
1250



MB /04

2574-7
LANTERNA TR
S/VIGIA 1261SV

1789-2
LENTE SINAL
1242L

1800-7
LANTERNA
PISCA DT
PARA-LAMA
1245

1816-3
LENTE SINAL
CABINE
1250L


Disponível em VERDE
CRISTAL ELARANIA

101897-3
LANTERNA
EXT TETO
MB 1610 HPN
1300



SOQUETES E RABICHOS

004789-9	010 SOQUETE 1 POLO	MODELO A
004790-2	010/1 SOQUETE 1 POLO	MODELO A
004787-2	011 SOQUETE 2 POLO	MODELO A
004788-0	011/2 SOQUETE 2 POLO	MODELO A
003784-2	012 SOQUETE 1 POLO	MODELO B
003782-6	013 RABICHO 1 POLO	MODELO C
003783-4	013/1 RABICHO 2 POLOS	MODELO D



102246-6 LANTERNA
PISCA VL NL10/NL12
BICOLOR DIR
CF275.D/MC

102245-8 LANTERNA
PISCA VL NL10/NL12
BICOLOR DIR
CF275.E/MC



+ LENTES E SINALEIRAS
SCANIA PÁGINA 58



... LINHA ACESSÓRIOS



102204-0 LANTERNA UNIV
C/RETORREF. /SOQUETE
AMBAR GF121/AM



102203-2 LANTERNA UNIV
C/RETORREF. /SOQUETE
CRISTAL GF121/CR



1753-1 LANTERNA
TR JEEP
C/VICIA 1068



1754-0 LENTE JEEP
1068L

... LINHA CAMINHÕES



102201-6 LANTERNA
MB C/SOQUETE
AMBAR GF120/AM

102202-4 LANTERNA
MB C/SOQUETE
CRISTAL GF120/CR



102216-4 LANT PISCA
MB C/LUZ POSIÇÃO
AMBAR DIR GF177.D/AM

102219-9 LANTERNA
MB C/LUZ POSIÇÃO
AMBAR ESQ GF177.E/AM



102228-8 LANTERNA
LATERAL VW
AMBAR GF183/AM

102229-6 LANTERNA
LATERAL VW
CRISTAL GF183/CR



102227-0 LANTERNA
LATERAL VW
VERM GF183/VM



102208-3 LANTERNA
TR MB C/VICIA/RÉ P5
TRICOLOR GF163.8

102209-1 LANTERNA
TR MB S/VICIA C/RÉ
TRICOLOR GF164.8

102217-2 LANT PISCA
MB C/LUZ POSIÇÃO
CRISTAL DIR GF177.D/CR



102218-0 LANTERNA
MB C/LUZ POSIÇÃO
CRISTAL ESQ GF177.E/CR

102226-1 LANTERNA
DELIMITADORA
VW VERM
GF182/VM



102210-5 LANTERNA
TR MB C/TOMADA
C/VICIA TRICOLOR
GF173.13

102211-3 LANTERNA
TR MB C/TOMADA
S/VICIA TRICOLOR
GF174.13

102220-2 LANTERNA
PISCA MB/FO
AMBAR GF178/AM



102221-0 LANTERNA
PISCA MB/FO
CRISTAL GF178/CR



102224-5 LANTERNA
DELIMITADORA
VW AMBAR
GF182/AM

102225-3 LANTERNA
DELIMITADORA
VW CRISTAL
GF182/CR



102212-1 LANTERNA
PISCA MB 709/912
AMBAR DIR GF176.D/AM

102215-6 LANTERNA
PISCA MB 709/912
AMBAR ESQ GF176.E/AM

102222-9 LANTERNA
PISCA MB AMBAR
DIR GF179.26D/AM



102223-7 LANTERNA
PISCA MB AMBAR
ESQ GF179.26E/AM



102231-8 LANTERNA
PISCA FO CG AMBAR
DIR GF187.D/AM

102232-6 LANTERNA
PISCA FO CG AMBAR
ESQ GF187.E/AM

102213-0 LANTERNA
PISCA MB 709/912
CRISTAL DIR GF176.D/CR



102214-8 LANTERNA
PISCA MB 709/912
CRISTAL ESQ GF176.E/CR

102230-0 LANTERNA TR
VW/FO BICOLOR
GF185/BC



102233-4 LANTERNA
PISCA FO CG CRISTAL
DIR GF187.D/CR

102234-2 LANTERNA
PISCA FO CG CRISTAL
ESQ GF187.E/CR



... LINHA IMPLEMENTOS



102236-9 LANTERNA TR
DIAMANT C/ ÓPTICO
RN AMBAR GF061/AM



102237-7 LANTERNA TR
DIAMANT C/ ÓPTICO
RN CRISTAL GF061/CR



102238-5 LANTERNA TR
DIAMANT C/ ÓPTICO
RN VERM GF061/VM

102205-9 LANTERNA
GUERRA C/REFL/LED
BIVOLT AMBAR
GF128/AM



102206-7 LANTERNA
GUERRA C/REFL/LED
BIVOLT CRISTAL
GF128/CR



102207-5 LANTERNA
GUERRA C/REFL/LED
BIVOLT VERM
GF128/VM



LINHA IMPLEMENTOS

3779-6
RETROREFLETOR
FIXAÇÃO
2PARAF
1005



Disponível em:
LARANJA E
VERMELHO

SR - FURGÃO

1743-4
RETROREFLETOR
OLHO GATO
LISO FIX
FRONTAL
1006



SR - FURGÃO

1744-2
RETROREFLETOR
OLHO GATO
ESFER FIX
FRONTAL
1007



SR - FURGÃO

1762-0 LANTERNA
LAT C/SOQ INT 1082IP



1763-9 LANTERNA
LAT C/SOQ EXT 1082EP

1759-0 LENTE
SINAL 1080L

Disponível em: LIL,
CRISTAL, LARANJA,
VERDE E VERMELHO

SR - FURGÃO
- ADAPT



SR - FURGÃO
- ADAPT

1764-7 LANTERNA LAT
C/SOQ INT 1083IP

1765-5 LANTERNA
LAT C/SOQ
EXT 1083EP

1759-0 LENTE
SINAL 1080L

Disponível em: LIL,
CRISTAL, LARANJA,
VERDE E VERMELHO



102193-1 LANTERNA
P/ COMP RANDON
AMBAR GF060/AM

1810-4 LANTERNA
TR LENTE ALTA
MOD GUERRA
1240/I



1811-2 LENTE
SINAL 1240/IL

Disponível em:
VERMELHO/LARANJA,
VERMELHO/LARANJA/
VERMELHO/CRISTAL

SR - FURGÃO



SR - FURGÃO

1790-6 LANTERNA
TR LENTE BAIXA
MOD GUERRA
1240

1791-4 LENTE
SINAL 1240L

Disponível em:
VERMELHO/LARANJA,
VERMELHO/LARANJA/
VERMELHO/CRISTAL



102194-0 LANTERNA
P/ COMP RANDON
CRISTAL GF060/CR

1820-1 LANTERNA
PÁRA-CHOQUE TR
250Q 1254-2P



1821-0 LANTERNA
PÁRA-CHOQUE TR
350Q 1254-3P

1822-8 LENTE 1254L

Disponível em:
LARANJA E VERMELHO

SR - ADAPT



SR - FURGÃO
- RECRUSUL

1808-2
LANTERNA TR
C/LENTE BRISM
1246

1809-0
LENTE SINAL
1246L



102195-8 LANTERNA
P/ COMP RANDON
VERM GF060/VM

3780-0
RETROREFLETOR
RETANGULAR
1004



Disponível em:
LARANJA E
VERMELHO

SR - FURGÃO

SUPTES/PROTECOES

100762-9 SUPORTE
LANT RN LE 5086

100763-7 SUPORTE
LANT RN LD 5085



201167-0 CAXA PROT LANT TR D/E VW/CG 252300

201161-1 CAXA PROT LANT TR DIR 1313/ 100845

201162-0 CAXA PROT LANT TR ESQ 1313/ 100857

201163-8 CAXA PROT LANT TR MB MOD DIR 100869

201164-6 CAXA PROT LANT TR MB MOD ESQ 100871

DIVERSOS



ABRACADEIRAS DE MOLA

ABRACADEIRAS 60mm

000878-8 ABRAÇ ML 60X70X50 AB-607
000879-6 ABRAÇ ML 60X80X60 AB-608
000880-0 ABRAÇ ML 60X90X70 AB-609
000881-8 ABRAÇ ML 60X100X80 AB-610
006091-7 ABRAÇ ML 60X140X120 AB-614
007576-0 ABRAÇ ML 60X150X130 AB-615

ABRACADEIRAS 70mm

000882-6 ABRAÇ ML 70X60X40 AB-706
000883-4 ABRAÇ ML 70X70X50 AB-707
000884-2 ABRAÇ ML 70X80X60 AB-708
000885-0 ABRAÇ ML 70X90X70 AB-709
000886-9 ABRAÇ ML 70X100X80 AB-710
000887-7 ABRAÇ ML 70X110X90 AB-711
000888-5 ABRAÇ ML 70X120X100 AB-712
003418-5 ABRAÇ ML 70X130X110 AB-713
003460-6 ABRAÇ ML 70X140X120 AB-714
003464-9 ABRAÇ ML 70X150X130 AB-715
101325-4 ABRAÇ ML 70X170X150 AB-717

ABRACADEIRAS 80mm

000889-3 ABRAÇ ML 80X70X50 AB-807
000890-7 ABRAÇ ML 80X80X60 AB-808
000891-5 ABRAÇ ML 80X90X70 AB-809
000892-3 ABRAÇ ML 80X100X80 AB-810
000893-1 ABRAÇ ML 80X110X90 AB-811
000894-0 ABRAÇ ML 80X120X100 AB-812
000895-8 ABRAÇ ML 80X130X110 AB-813
000896-6 ABRAÇ ML 80X140X120 AB-814
001975-5 ABRAÇ ML 80X150X130 AB-815
001977-1 ABRAÇ ML 80X160X140 AB-816
101326-2 ABRAÇ ML 80X170X150 AB-817

ABRACADEIRAS 90mm

001244-0 ABRAÇ ML 90X80X60 AB-908
001246-7 ABRAÇ ML 90X90X70 AB-909
001247-5 ABRAÇ ML 90X100X80 AB-910
001248-3 ABRAÇ ML 90X110X90 AB-911
001249-1 ABRAÇ ML 90X120X100 AB-912
001250-5 ABRAÇ ML 90X130X110 AB-913
001251-3 ABRAÇ ML 90X140X120 AB-914
101327-0 ABRAÇ ML 90X150X130 AB-915

ABRACADEIRAS 4"

006435-1 ABRAÇ ML 4X70X50 AB-407
006436-0 ABRAÇ ML 4X80X60 AB-408
100237-6 ABRAÇ ML 4X90X70 AB-409
006437-8 ABRAÇ ML 4X100X80 AB-410
006438-6 ABRAÇ ML 4X130X110 AB-413



ABRACADEIRAS DIVERSAS

SIMPLEX

005561-1 ABRAÇ 06X7X9
005562-0 ABRAÇ 07X8X9
005563-8 ABRAÇ 08X9X9
005564-6 ABRAÇ 09X11X9
005565-4 ABRAÇ 10X12X9
005566-2 ABRAÇ 11X13X9
005567-0 ABRAÇ 12X14X9
005568-9 ABRAÇ 14X17X9
005569-7 ABRAÇ 16X19X9



NYLON



- 003470-3 ABRAÇ NY 200X3,5 % (K12L)
- 003471-1 ABRAÇ NY 230X5 % (K22L)
- 003481-9 ABRAÇ NY 280X5 % (K22LM)
- 003500-9 ABRAÇ NY 330X5 % (K22L5)
- 003501-7 ABRAÇ NY 390X5 % (K22LL)
- 003521-1 ABRAÇ NY 450X5 % (K22LLL)
- 003527-0 ABRAÇ NY 230X7,8 % (K55)
- 003528-9 ABRAÇ NY 390X7,8 % (K55L)
- 003529-7 ABRAÇ NY 350X13 % (K115)
- 003532-7 ABRAÇ NY 520X13 % (K115L)

MICRO

- 005283-3 ABRAÇ 09X13X9 %
- 005284-1 ABRAÇ 12X16X9
- 005285-0 ABRAÇ 13X19X9
- 005286-8 ABRAÇ 14X22X9
- 005288-4 ABRAÇ 22X32X9
- 005289-2 ABRAÇ 32X44X9
- 005290-6 ABRAÇ 44X57X9
- 005291-4 ABRAÇ 57X70X9
- 005292-2 ABRAÇ 70X89X9
- 005293-0 ABRAÇ 19X27X9
- 005489-5 ABRAÇ 25X38X9
- 005490-9 ABRAÇ 38X51X9
- 005491-7 ABRAÇ 51X64X9
- 005492-5 ABRAÇ 64X83X9



TUCHO

- 006805-5 ABRAÇ TU 104X116X20
- 006806-3 ABRAÇ TU 112X124X20
- 006823-3 ABRAÇ TU 128X140X20
- 200030-0 ABRAÇ TU 74X83X20
- 006085-2 ABRAÇ TU 80X89X20
- 006086-0 ABRAÇ TU 86X95X20
- 005328-7 ABRAÇ TU 92X101X20
- 005329-5 ABRAÇ TU 96X108X20
- 006815-2 ABRAÇ TU INOX CAN 103mm SC TIZC103
- 008050-0 ABRAÇ TU INOX CAN 103mm TICC103
- 006808-0 ABRAÇ TU INOX CAN 104mm FO/VW TIRC104
- 008051-9 ABRAÇ TU INOX CAN 105mm TICC105
- 006810-1 ABRAÇ TU INOX CAN 108mm FO/VW TIRC108
- 006813-6 ABRAÇ TU INOX CAN 120mm SC TIXC120
- 008052-7 ABRAÇ TU INOX CAN 126mm TICC126
- 006814-4 ABRAÇ TU INOX CAN 130mm SC TIXC130
- 008053-5 ABRAÇ TU INOX CAN 133mm TICC133
- 006818-7 ABRAÇ TU INOX CAN 70mm GM/MWM TIHC70
- 008054-3 ABRAÇ TU INOX CAN 70mm TICC70
- 006816-0 ABRAÇ TU INOX CAN 77mm SC TIZC77
- 008055-1 ABRAÇ TU INOX CAN 80mm TICC80
- 006812-8 ABRAÇ TU INOX CAN 81,5mm CU/FO TIVC81,5
- 006807-1 ABRAÇ TU INOX CAN 85mm MB TIHC85
- 006809-8 ABRAÇ TU INOX CAN 94,5mm AG/VW TIRC94,5
- 006811-0 ABRAÇ TU INOX CAN 97mm FO TIRC97
- 006817-9 ABRAÇ TU INOX CAN 97mm SC TIZC97
- 006820-9 ABRAÇ TU INOX PO/ML 68X74 VW
- 006821-7 ABRAÇ TU INOX PO/ML 77X83 VW/INT
- 006822-5 ABRAÇ TU INOX PO/ML 80X86 CU/VW
- 006819-5 ABRAÇ TU INOX PO/ML 83X89 VW/INT



ROSCA S/FIM

- 005308-2 ABRAÇ 102X121X14.5
- 005309-0 ABRAÇ 114X133X14.5
- 005310-4 ABRAÇ 127X146X14.5
- 005294-9 ABRAÇ 13X19X14.5
- 005312-0 ABRAÇ 140X159X14.5
- 005295-7 ABRAÇ 14X22X14.5
- 005313-9 ABRAÇ 152X171X14.5
- 005314-7 ABRAÇ 165X184X14.5
- 005315-5 ABRAÇ 178X197X14.5
- 005296-5 ABRAÇ 19X27X14.5
- 005297-3 ABRAÇ 22X32X14.5
- 005298-1 ABRAÇ 25X38X14.5
- 005299-0 ABRAÇ 32X44X14,5
- 005300-7 ABRAÇ 38X51X14.5
- 005301-5 ABRAÇ 44X57X14.5
- 005302-3 ABRAÇ 51X64X14.5
- 005303-1 ABRAÇ 57X70X14.5
- 005495-0 ABRAÇ 64X83X14.5
- 005304-0 ABRAÇ 70X89X14.5
- 005305-8 ABRAÇ 76X95X14.5
- 005306-6 ABRAÇ 83X102X14.5
- 005307-4 ABRAÇ 89X108X14.5



"U"

- 006552-8 ABRAÇ U 45mm(1.3/4)
- 005554-9 ABRAÇ U 48mm(1.7/8)
- 005555-7 ABRAÇ U 51mm(2")
- 005556-5 ABRAÇ U 54mm(2.1/8)
- 005560-3 ABRAÇ U 57mm(2.1/4)
- 005557-3 ABRAÇ U 64mm(2.1/2)
- 005558-1 ABRAÇ U 70mm(2.3/4)
- 005559-0 ABRAÇ U 80mm(3.1/8)



"MS" 32mm

- 005327-9 ABRAÇ 105X117X32
- 004793-7 ABRAÇ 117X126X32
- 005316-3 ABRAÇ 35X40X32
- 005317-1 ABRAÇ 39X47X32
- 005318-0 ABRAÇ 48X56X32
- 005319-8 ABRAÇ 54X62X32
- 005320-1 ABRAÇ 61X69X32
- 005321-0 ABRAÇ 67X75X32
- 005322-8 ABRAÇ 73X81X32
- 005323-6 ABRAÇ 79X87X32
- 005324-4 ABRAÇ 86X94X32
- 005325-2 ABRAÇ 92X100X32
- 005326-0 ABRAÇ 99X107X32



C/BORR P/TUBOS

- 001978-0 ABRAÇ C/BORR 06mm
- 001981-0 ABRAÇ C/BORR 08mm
- 001982-8 ABRAÇ C/BORR 10mm
- 002024-9 ABRAÇ C/BORR 12mm
- 002060-5 ABRAÇ C/BORR 14mm
- 002061-3 ABRAÇ C/BORR 16mm
- 002062-1 ABRAÇ C/BORR 18mm
- 002083-4 ABRAÇ C/BORR 20mm
- 002084-2 ABRAÇ C/BORR 22mm
- 002087-7 ABRAÇ C/BORR 25mm
- 002102-4 ABRAÇ C/BORR 28mm
- 002105-9 ABRAÇ C/BORR 32mm
- 002106-7 ABRAÇ C/BORR 35mm
- 002124-5 ABRAÇ C/BORR 38mm
- 002141-5 ABRAÇ C/BORR 45mm



ARRUELAS

ARRUELAS LISAS

- | | |
|---|---|
| <ul style="list-style-type: none"> 004751-1 ARRUELA LISA 6X12.5X1.5 ZINC 004752-0 ARRUELA LISA 8X17X2,65 ZINC 001958-5 ARRUELA LISA 10X21X2 ZINC 002878-9 ARRUELA LISA 12X25X2.5 ZINC 001972-0 ARRUELA LISA 14X28X2.5 ZINC 004753-8 ARRUELA LISA 16X30X3 ZINC 006130-1 ARRUELA LISA 18X34X3 ZINC 006131-0 ARRUELA LISA 20X37X3 ZINC 006132-8 ARRUELA LISA 22X39X3 ZINC 003142-9 ARRUELA LISA 3/16X14X1.2 ZINC 003055-4 ARRUELA LISA 1/4X17X1.5 (6MM) ZINC 005970-6 ARRUELA LISA 1/4X32X1.5 (6MM) LARGA 002720-0 ARRUELA LISA 5/16X20,5X2 (8MM) ZINC 005971-4 ARRUELA LISA 5/16X38X2 (8MM) LARGA 002721-9 ARRUELA LISA 3/8X24X2 (10MM) ZINC 005972-2 ARRUELA LISA 3/8X38X2 (10MM) LARGA 002722-7 ARRUELA LISA 7/16X29X2.0 (12MM) ZINC 005973-0 ARRUELA LISA 7/16X38X2 (12MM) LARGA | <ul style="list-style-type: none"> 002723-5 ARRUELA LISA 1/2X30X2 (12MM) ZINC 005974-9 ARRUELA LISA 1/2X40X2 LARGA 200046-6 ARRUELA LISA 9/16X30X2 Polida 002724-3 ARRUELA LISA 9/16X34X3 (14MM) ZINC 002725-1 ARRUELA LISA 5/8X36X2.3 (16MM) ZINC 200047-4 ARRUELA LISA 5/8X38X2 Polida 004268-4 ARRUELA LISA 3/4X40X3 ZINC 200048-2 ARRUELA LISA 3/4X45X2 Polida 004270-6 ARRUELA LISA 7/8X46X3 ZINC 004272-2 ARRUELA LISA 1X57X3 ZINC 004274-9 ARRUELA LISA 1.1/8X80X3 ZINC 004276-5 ARRUELA LISA 1.1/4X80X3 ZINC (2013) 004278-1 ARRUELA LISA 1.3/8X80, X3 ZINC 004280-3 ARRUELA LISA 1.1/2X80X3 ZINC (2013) 004284-6 ARRUELA LISA 1.3/4X95X4.2 ZINC 200079-2 ARRUELA LISA 2X100X3 ZINC 004286-2 ARRUELA LISA 2X100X4.7 ZINC |
|---|---|

ARRUELAS PRESSÃO

- | | |
|---|---|
| <ul style="list-style-type: none"> 002711-1 ARRUELA PRESSAO 5MM % (1,5) 002712-0 ARRUELA PRESSAO 6MM % (2,0) 002713-8 ARRUELA PRESSAO 8MM % (2,0) 002714-6 ARRUELA PRESSAO 10MM % (2,2) 002715-4 ARRUELA PRESSAO 12MM % (2,8) 002716-2 ARRUELA PRESSAO 14MM % (2,8) 002717-0 ARRUELA PRESSAO 16MM % (3,0) 004749-0 ARRUELA PRESSAO 18MM % (4,0) 004750-3 ARRUELA PRESSAO 20MM % (4,0) 003071-6 ARRUELA PRESSAO 5/16 % (2,0) | <ul style="list-style-type: none"> 002537-2 ARRUELA PRESSAO 3/8 % (3,0) 002704-9 ARRUELA PRESSAO 7/16 % (3,0) 002705-7 ARRUELA PRESSAO 1/2 % (3,0) 006824-1 ARRUELA PRESSAO 9/16 (3,6) 14MM 006825-0 ARRUELA PRESSAO 9/16 (4,3) 14MM 002706-5 ARRUELA PRESSAO 9/16 % (2,8) 002707-3 ARRUELA PRESSAO 5/8 % (3,2) 002708-1 ARRUELA PRESSAO 3/4 % (3,2) 002709-0 ARRUELA PRESSAO 7/8 % (4,0) 002710-3 ARRUELA PRESSAO 1" (5,0) |
|---|---|

ALUMINIO

- 003533-5 ARRUELA ALUM 06,3X10,2X1,0 (PARAF OCO)
- 003534-3 ARRUELA ALUM 08,2X12,1X1,0 (SC)
- 003535-1 ARRUELA ALUM 08,2X12,1X1,4
- 007266-4 ARRUELA ALUM 09,6X20X1,4
- 003536-0 ARRUELA ALUM 10,2X14,3X1,4 (SC)
- 003539-4 ARRUELA ALUM 12,1X16,2X1,4 (SC)
- 003542-4 ARRUELA ALUM 12,1X18,3X1,4
- 003561-0 ARRUELA ALUM 13,0X18,3X1,4
- 003543-2 ARRUELA ALUM 13,0X20X1,4 (BUJAO GM)
- 003545-9 ARRUELA ALUM 14,3X20X1,4 (BUJAO VW)
- 003546-7 ARRUELA ALUM 16,2X22,3X1,4 BUJAO
- 006331-2 ARRUELA ALUM 18,3X22,3X1,4
- 003547-5 ARRUELA ALUM 18,3X24X1,4 (SC)
- 006403-3 ARRUELA ALUM 19,2X24X1,4
- 005983-8 ARRUELA ALUM 19,2X25,6X1,4 MF/AGR
- 003548-3 ARRUELA ALUM 20,0X24X1,4
- 006219-7 ARRUELA ALUM 20,2X26X1,4
- 003550-5 ARRUELA ALUM 21,2X25,6X1,4 (BUJAO MWM)
- 003549-1 ARRUELA ALUM 21,2X30,3X1,5 (BUJAO MWM)
- 003552-1 ARRUELA ALUM 22,3X27,3X1,4 (BUJAO VW)
- 003553-0 ARRUELA ALUM 23,2X28X1,4
- 006402-5 ARRUELA ALUM 24,2X30X1,0 (BUJAO SC)
- 003555-6 ARRUELA ALUM 24,3X32,4X1,4 (BUJAO MB/SC)
- 003556-4 ARRUELA ALUM 24,3X30X1,4 (BUJAO MB)
- 003557-2 ARRUELA ALUM 26,2X32,4X1,4 (BUJAO MB)
- 003558-0 ARRUELA ALUM 28,5X33XX1,4
- 003559-9 ARRUELA ALUM 30,3X36X1,4
- 003560-2 ARRUELA ALUM 32,4X38X1,4

COBRE

- 003562-9 ARR COB 06,3X10,2X1,0 (PARAF OCO)
- 003563-7 ARR COB 08,2X12,2X1,0
- 003577-7 ARR COB 08,2X12X0,9 DP P/OCO MB
- 006220-0 ARR COB 09,6X12,0X0,4
- 003576-9 ARR COB 09,6X18,3X1,4 (ASS D20-CG)
- 003575-0 ARR COB 09,6X18,3X1,8 (ASS MWM)
- 003574-2 ARR COB 09,6X20X0,9 ASS BICO 1113
- 003572-6 ARR COB 09,6X20X1,4 (ASS BICO MWM)
- 003573-4 ARR COB 09,6X20X1,8 ASS SC/MWM-VW
- 003564-5 ARR COB 10,2X14,3X1,4
- 003565-3 ARR COB 12,1X16,2X1,4
- 003566-1 ARR COB 13X20X1,4
- 003567-0 ARR COB 14,3X21X1,4
- 003568-8 ARR COB 19,2X25,6X1,4 (BUJAO D20)
- 003569-6 ARR COB 24,3X29X1,4 (BUJAO MB)
- 003570-0 ARR COB 24,3X30X1,4 BUJAO MB)
- 003571-8 ARR COB 26,2X29,5X0,9 (BBA ALIM)



FIBRA


- 003578-5 ARRUELA FIBRA 12,1X18,3X1,5
- 003579-3 ARRUELA FIBRA 14,3X24X1,5
- 003580-7 ARRUELA FIBRA 30X42X1,5 (BBA INJ)

GRAXEIRAS

- 003761-3 GRAXEIRA (01) 1/4 RETA
- 003763-0 GRAXEIRA (02) 1/4 45°
- 003767-2 GRAXEIRA (03) 1/4 90°
- 003768-0 GRAXEIRA (04) 5/16 RETA
- 003242-5 GRAXEIRA (05A) 5/16 45°
- 003769-9 GRAXEIRA (05B) 5/16 90°
- 003771-0 GRAXEIRA (06) 3/8 RETA
- 003772-9 GRAXEIRA (07) 3/8 45°
- 003773-7 GRAXEIRA (08) 3/8 90°
- 003774-5 GRAXEIRA (09) 3/8X1.1/4 RETA
- 003788-5 GRAXEIRA (10) 3/8X1.3/4 RETA
- 003793-1 GRAXEIRA (11) 3/8X2.5/8 RETA
- 003844-0 GRAXEIRA (12) 7/16 RETA
- 003858-0 GRAXEIRA (13) 1/2 RETA
- 003859-8 GRAXEIRA (14) 1/2 90°
- 003860-1 GRAXEIRA (15) 6MM RETA
- 003861-0 GRAXEIRA (16) 8MM RETA
- 003862-8 GRAXEIRA (17) 8MM 45°
- 003925-0 GRAXEIRA (18) 8MM 90° (CRUZETA)
- 003942-0 GRAXEIRA (19) 10MM RETA
- 003943-8 GRAXEIRA (20) 10MM 90°
- 200078-4 GRAXEIRA (21) 10MM DP Cruzeta SC 54
- 200260-4 GRAXEIRA (22) 10MM LG 45 VW 156



LONAS DE FREIO - ROADLINE



- 100716-5 LONA FR 4195B TK
- 100667-3 LONA FR 4195B-X TK
- 100717-3 LONA FR 4514F TK/FT/FO/CM/INT/MB
- 100668-1 LONA FR 4514F-X TK/FT/FO/CM/INT/MB
- 100718-1 LONA FR 4514G TK/M/VW
- 100669-0 LONA FR 4514G-X TK/M/VW
- 100719-0 LONA FR 4515C TK/SR/FT/CUM
- 100670-3 LONA FR 4515C-X TK CLJ/SR/FT/CUM
- 100720-3 LONA FR 4515G TK/FO 151
- 100671-1 LONA FR 4515C-X TK/FO
- 200171-3 LONA FR 5332 SR 8" CA32/4516
- 200172-1 LONA FR 5333 SR 8" CA33/TH204
- 101027-1 LONA FR 5381 SR CU 95/ FD01/TH187
- 100729-7 LONA FR 5576 1113/1116 MB176
- 100680-0 LONA FR 5576-X 1113/1116 MB176
- 100702-5 LONA FR 5576-XX 1113/1116 MB176
- 100730-0 LONA FR 5580 1313/2219 MB180
- 100681-9 LONA FR 5580-X 1313/2219 MB180
- 100703-3 LONA FR 5580-XX 1313/2219 MB180
- 100731-9 LONA FR 5581 1316/1519 MB181
- 100682-7 LONA FR 5581-X 1316/1519 MB181
- 100704-1 LONA FR 5581-XX 1316/1519 MB181
- 100732-7 LONA FR 5582 1218/1418 AR MB182
- 100683-5 LONA FR 5582-X 1218/1418 AR MB182
- 100705-0 LONA FR 5582-XX 1218/1418 AR MB182
- 100733-5 LONA FR 5583 1313/2013 AR MB183
- 100684-3 LONA FR 5583-X 1313/2013 AR MB183
- 100706-8 LONA FR 5583-XX 1313/2013 AR MB183
- 100734-3 LONA FR 5584 ATECO1315/2638 MB184
- 100685-1 LONA FR 5584-X ATECO1315/2638 MB184
- 100707-6 LONA FR 5584-XX ATECO1315/2638 MB184
- 100735-1 LONA FR 5585 AXOR3340/1924/2638 MB185
- 100686-0 LONA FR 5585-X AXOR3340/1924/2638 MB185
- 100708-4 LONA FR 5585-XX AXOR3340/1924/2638 MB185
- 100736-0 LONA FR 5586 608 /80 MB186
- 100687-8 LONA FR 5586-X 608 /80 MB186
- 100709-2 LONA FR 5586-XX 608 /80 MB186
- 100737-8 LONA FR 5587 608/708 81/ MB187
- 100688-6 LONA FR 5587-X 608/708 81/ MB187
- 100710-6 LONA FR 5587-XX 608/708 81/ MB187
- 100743-2 LONA FR 5588 TR 1618/1635/1721 MB188
- 100744-0 LONA FR 5588-X MB188
- 100738-6 LONA FR 5593 709/914 1114 MB193
- 100689-4 LONA FR 5593-X 709/914 1114 MB193
- 100711-4 LONA FR 5593-XX 709/914 1114 MB193
- 100739-4 LONA FR 5723 DT SC 113 91/93 5V223
- 100690-8 LONA FR 5723-X SC 5V223
- 100712-2 LONA FR 5723-XX SC 5V223
- 100740-8 LONA FR 5724 DT SC 111/112 71/91 5V224
- 100691-6 LONA FR 5724-X SC 5V224
- 100713-0 LONA FR 5724-XX SC 5V224
- 200173-0 LONA FR 5726 SR 8" TR 110/113 5V226
- 100928-1 LONA FR 5727/5V227 SC113/ 30 EXO
- 100934-6 LONA FR 5729-X DT SC113/ 5V229
- 100741-6 LONA FR 5730 SC TR 113 93/ DT S4 5V230
- 100692-4 LONA FR 5730-X SC 5V230
- 100714-9 LONA FR 5730-XX SC 5V230
- 100742-4 LONA FR 5731 SC TR S4 5V231
- 100693-2 LONA FR 5731-X SC 5V231
- 100715-7 LONA FR 5731-XX SC 5V231
- 101280-0 LONA FR 5888 DT NL10/12 W288
- 100728-9 LONA FR F-6685 FO/CM DT CG 2318/ FD85
- 100679-7 LONA FR F-6685-X FO/CM FD85
- 100701-7 LONA FR F-6685-XX FO/CM FD85
- 100721-1 LONA FR FW-5910 SR/FO/VW 4710
- 100672-0 LONA FR FW-5910-X SR/FO/VW 4710
- 100694-0 LONA FR FW-5910-XX SR/FO/VW 4710
- 100722-0 LONA FR FW-5955 VW/255 FD55 DT/TR 690/7110
- 100673-8 LONA FR FW-5955-X VW/255 FD55
- 100695-9 LONA FR FW-5955-XX VW/255 FD55
- 100723-8 LONA FR FW-5959 AC/VL/VW FD59 TR 8150/9150
- 100674-6 LONA FR FW-5959-X AC/VL/VW FD59
- 100696-7 LONA FR FW-5959-XX AC/VL/VW FD59
- 100724-6 LONA FR FW-5977 MB/VW/VL/FO/AG FD77 DT/TR 9150
- 100675-4 LONA FR FW-5977-X MB/VW/VL/FO/AG FD77
- 100697-5 LONA FR FW-5977-XX MB/VW/VL/FO/AG FD77
- 100725-4 LONA FR FW-5983 FO/CM/VW FD83 DT F1000/11140
- 100676-2 LONA FR FW-5983-X FO/CM/VW FD83
- 100698-3 LONA FR FW-5983-XX FO/CM/VW FD83
- 100926-5 LONA FR FW-5984 FO/VW TR 1415/F12000/ FD84
- 100927-3 LONA FR FW-5986 DT F12000/ DT 1415/ FD86
- 100726-2 LONA FR FW-5987 VW/M/FO FD87
- 100677-0 LONA FR FW-5987-X VW/M/FO FD87
- 100699-1 LONA FR FW-5987-XX VW/M/FO FD87
- 100727-0 LONA FR FW-5988 VL/VW/M/FO/TK/AG FD88 TR 1415/
- 100678-9 LONA FR FW-5988-X VL/VW/M/FO/TK/AG FD88
- 100700-9 LONA FR FW-5988-XX VL/VW/M/FO/TK/AG FD88

LONAS DE FREIO - THERMOID

101469-2 LONA TH-10-X MAS/PL DT SC 75	101419-6 LONA TH-151-X (4515C)	200583-2 LONA TH-202 MAS/PL (FD77)
101470-6 LONA TH-10-XX MAS/PL DT SC 75	101463-3 LONA TH-155 MAS/PL (VV290)	101426-9 LONA TH-202-X MAS/PL (FD77)
101472-2 LONA TH-11-X (SV224)	101464-1 LONA TH-155-X MAS/PL (VV290)	101427-7 LONA TH-202-XX MAS/PL (FD77)
101473-0 LONA TH-11-XX (SV224)	200595-6 LONA TH-157 (4514C)	200564-6 LONA TH-204 (CA33)
200580-8 LONA TH-12 (SV223)	101418-8 LONA TH-157-X (4514C)	101422-6 LONA TH-204-X (CA33)
200581-6 LONA TH-12-X (SV223)	200577-8 LONA TH-161 (MB193)	101467-6 LONA TH-206 (VV303)
101457-9 LONA TH-12-XX (SV223)	200578-6 LONA TH-161-X (MB193)	101468-4 LONA TH-207 (VV304)
101450-1 LONA TH-131-X (MB187)	200579-4 LONA TH-161-XX (MB193)	200565-4 LONA TH-22-X (MB176)
101451-0 LONA TH-131-XX (MB187)	200576-0 LONA TH-164 (MB188)	101438-2 LONA TH-22-XX (MB176)
200573-5 LONA TH-132 (MB185)	101452-8 LONA TH-164-X (MB188)	101424-2 LONA TH-258 MAS/PL (FD58)
101448-0 LONA TH-132-X (MB185)	200675-8 LONA TH-164-XX (MB188)	200592-1 LONA TH-259 MAS/PL (FD59)
101449-8 LONA TH-132-XX (MB185)	101432-3 LONA TH-165 (FD87)	101425-0 LONA TH-259-XX MAS/PL (FD59)
200572-7 LONA TH-133 (MB184)	101433-1 LONA TH-165-X (FD87)	200566-2 LONA TH-37 (MB180)
101446-3 LONA TH-133-X (MB184)	101434-0 LONA TH-165-XX (FD87)	101439-0 LONA TH-37-X (MB180)
101447-1 LONA TH-133-XX (MB184)	101435-8 LONA TH-166 (FD88)	101440-4 LONA TH-37-XX (MB180)
101445-5 LONA TH-134 (MB183)	101436-6 LONA TH-166-X (FD88)	101441-2 LONA TH-38 (MB181)
200568-9 LONA TH-134-X (MB183)	101437-4 LONA TH-166-XX (FD88)	101442-0 LONA TH-38-X (MB181)
200571-9 LONA TH-134-XX (MB183)	200676-6 LONA TH-175 MAS/PL (FD85)	101443-9 LONA TH-38-XX (MB181)
200567-0 LONA TH-136 (MB182)	101430-7 LONA TH-175-X MAS/PL (FD85)	101417-0 LONA TH-4195B-X TK
200569-7 LONA TH-136-X (MB182)	101431-5 LONA TH-175-XX MAS/PL (FD85)	200561-1 LONA TH-454 (4514F)
101444-7 LONA TH-136-XX (MB182)	200585-9 LONA TH-179 (SV230)	200562-0 LONA TH-454-X (4514F)
101455-2 LONA TH-142 MAS/PL (MB191)	200586-7 LONA TH-179-X (SV230)	200563-8 LONA TH-456 (CA32)
101456-0 LONA TH-142-X MAS/PL (MB191)	101461-7 LONA TH-179-XX (SV230)	101421-8 LONA TH-456-X (CA32)
101459-5 LONA TH-143 MAS/PL (SV227)	101460-9 LONA TH-180 (SV229)	200589-1 LONA TH-457 (W288)
101586-9 LONA TH-143-XX MAS/PL (SV227)	200584-0 LONA TH-180-X (SV229)	101420-0 LONA TH-457-X (W288)
101471-4 LONA TH-144-XX (VV255)	200587-5 LONA TH-181 (SV231)	200582-4 LONA TH-67 (SV226)
101453-6 LONA TH-148 MAS/PL (MB190)	101462-5 LONA TH-181-XX (SV231)	101458-7 LONA TH-67-X (SV226)
101454-4 LONA TH-148-X MAS/PL (MB190)	200590-5 LONA TH-191 (4710)	200574-3 LONA TH-74/75-X (MB186)
200593-0 LONA TH-150 MAS/PL (FD83)	200591-3 LONA TH-191-X (4710)	200575-1 LONA TH-74/75-XX (MB186)
101428-5 LONA TH-150-X MAS/PL (FD83)	101423-4 LONA TH-191-XX (4710)	
101429-3 LONA TH-150-XX MAS/PL (FD83)	101465-0 LONA TH-199 MAS/PL (VV290)	
200594-8 LONA TH-151 (4515C)	101466-8 LONA TH-201 MAS/PL (VV300)	



SEMI-EIXOS

200605-7 SEMI-EIXO 25F501203 F1000 93/ 1158
200608-1 SEMI-EIXO 3023570001 1513 1586
200609-0 SEMI-EIXO 3103570401 608 1588
200606-5 SEMI-EIXO 3443570001 1113/BU5 326 1584
200607-3 SEMI-EIXO 3523570401 1313/2013 1585
200597-2 SEMI-EIXO 7327603 C10/D10 1038
200598-0 SEMI-EIXO 94653889 D20 1039
200599-9 SEMI-EIXO 94654383 D40/F4000 /81 1145
200600-6 SEMI-EIXO BE2V4235A F4000
200601-4 SEMI-EIXO BE2V4235A F4000 81/ 1146
200602-2 SEMI-EIXO BEOC4235A F1000 /92 1148
200603-0 SEMI-EIXO T06510203 690 1150
200604-9 SEMI-EIXO VW 7110/9150-AG 6000/8500 1157



MACACOS HIDRAULICOS

- 003221-2 MACACO HIDR HIDROVAL 06 TON
- 003222-0 MACACO HIDR HIDROVAL 16 TON
- 003223-9 MACACO HIDR HIDROVAL 32 TON
- 006645-1 REP DO PISTAO 1,5 TON (PLASTICO)
- 006648-6 REP DO PISTAO 12-16 TON
- 006646-0 REP DO PISTAO 2 TON
- 006649-4 REP DO PISTAO 22-25 TON (GARRAFA)
- 007984-7 REP DO PISTAO 32 TON (CHICAO)
- 006644-3 REP DO PISTAO 32 TON (GARRAFA)
- 006647-8 REP DO PISTAO 6-8 TON
- 007983-9 REP DP PISTAO 22 TON (CHICAO)
- 006638-9 REP MACACO 1,5 TON (CPL)
- 006641-9 REP MACACO 12-16 TON
- 006639-7 REP MACACO 2 TON
- 006642-7 REP MACACO 22-25 TON
- 006643-5 REP MACACO 32 TON
- 006640-0 REP MACACO 6-8 TON



PRISIONEIRO/SANGRADORES

- 200537-9 PRIS 6X6X40
- 200538-7 PRIS 6X8X40
- 007289-3 PRIS MB 8X8X28 TURB 00206
- 004421-0 PRIS 8X8X40 TURBO 112/113 0800046
- 007290-7 PRIS MB 8X8X41 TURB/COL 00207
- 007291-5 PRIS MB 8X8X45 TURB/COL 00208
- 007282-6 PRIS VL 8X8X48 TURB 00182
- 007292-3 PRIS MB 8X8X49 TURB 00209
- 004399-0 PRIS 8X8X90 BBA OLEO 0525644
- 200539-5 PRIS 8X10X50
- 101323-8 PRIS 10X10X40 COL ESC 112/ 0191892
- 007293-1 PRIS MB 10X10X42 TURB 00210
- 001369-2 PRIS 10X10X45 AÇO TURB 0159959
- 004342-7 PRIS 10X10X45 TURBO-INOX 0248769
- 007285-0 PRIS SC 10X45 TURB 00186
- 007283-4 PRIS VL 10X46 TURB/COL 00183
- 004423-7 PRIS 10X10X50 08000610
- 007286-9 PRIS SC 10X51 EMBR 00187
- 002855-0 PRIS MB 10X10X52 TURB/COL 00212
- 007296-6 PRIS 10X60 MOTOR PART MB/SC 54 0800614
- 007287-7 PRIS SC 10X60 CARACOL 00188
- 007297-4 PRIS MB 10X10X62 MOTOR PART 00214
- 007298-2 PRIS MB 10X10X72 MOTOR PART 00215
- 007288-5 PRIS SC 10X10X75 INJ 00189
- 200542-5 PRIS 10X12X60
- 007299-0 PRIS MB 12X12X137 CABEÇ MOTOR 217
- 007284-2 PRIS VL 14X14X63 CLUBO 00184
- 004422-9 PRIS 16X16X55 MOTOR PART 0800110
- 004525-0 PRIS 16X16X65 CARC EKO TR 0204092
- 200730-4 PRIS 18X56,5 X1,5 CLUBO RODA W DALV 6086
- 200540-9 PRIS 5/8X3/4X3
- 001318-8 CJ PRIS RODA TR AC-1600/ 7/16X2 C43
- 001157-6 CJ PRIS 7/16X7/16X2.1/2 C301
- 001158-4 CJ PRIS 7/16X1/2X2.1/2 C302
- 001054-5 CJ PRIS RODA MB 1113/ C/TUB C305
- 001338-2 CJ PRIS FLANCE CLUBO SC 112 12X60 C314
- 001156-8 CJ PRIS 1/2X1/2X2.1/2 C300
- 001159-2 CJ PRIS 1/2X9/16X2.1/2 C303
- 001160-6 CJ PRIS 9/16X9/16X2.1/2 C304
- 001162-2 CJ PRIS 5/8X5/8X3 C307
- 007674-0 CJ PRIS RODA DT/TR N10/12-VW 3/4 C312-C30
- 005466-6 CJ PRIS RODA DT/TR 112/ SR 20X80 C260
- 007303-2 SANCR AC 7X1,0X33 00258
- 007305-9 SANCR AC/FO/CH 3/8X24,0X37 00262
- 007302-4 SANCR FO/CH/TOV 3/8X24,0X30 00257
- 007306-7 SANCR FT130/FO/DO 7/16X20,0X32 00263
- 007301-6 SANCR MB 6X1,0X27 00248
- 007304-0 SANCR MB/FO 7X1,0X38 00259



PATINS DE FREIO



ROLAMENTOS E CINTAS CARDAN

 <p>200372-4 ROLAM CARDAN C/B MB 1618/VW/CG (45MM) 41100</p>	 <p>200373-2 ROLAM CARDAN C/B MB 1632/CG 4030 (60MM) 41162</p>	 <p>200374-0 ROLAM CARDAN C/B MB1623/ (50MM) 41116</p>	
 <p>200375-9 ROLAM CARDAN C/B MB 1623/CG/VW (50MM) 41100A</p>	 <p>200376-7 ROLAM CARDAN C/B MB709/VW/CG (40MM) 41098</p>	 <p>200377-5 ROLAM CARDAN C/B F4000/VW/CH (35MM) 301009</p>	
 <p>1689-6 ROLAM CARDAN C/BORR MB 1113/ (40MM) 41031 B</p>	 <p>100329-1 ROLAM CARDAN C/BORR MB 1218/VW/CG (55MM) 41032 B</p>	 <p>100922-2 ROLAM CARDAN C/BORR MB 1218/VW/CG (45MM) 7802</p>	
 <p>101624-5 ROLAM CARDAN C/B MB 608 (40MM) 41313</p>	 <p>200101-2 SUPORTE CARDAN VW S/REFIL (35MM) R1014</p>	 <p>101297-5 SUPORTE CARDAN MB 1622/ATEGO (50MM) R3054</p>	
 <p>316-6 CAPA ROLAM CARDAN VW 680/ 690/11130/13130 F11000/F7000 /F7500 (MÉDIA) IP 233</p>	 <p>317-4 CAPA BORR ROLAM CARDAN MB 1218/ VW/CG/FO F4000/8500 45MM (MAIOR) IP 250</p>	 <p>315-8 CAPA ROLAM CARDAN VW 8100 F350/4000 (MENOR) IP 493</p>	
 <p>200378-3 CINTA SUP CARDA F4000 D20/ 35MM 301034</p>	 <p>200379-1 CINTA SUP CARDA MB709/ VW7110/ 40MM 41103</p>	 <p>200380-5 CINTA SUP CARDA 1618/ OF1620/ FO/VW 45MM 41104</p>	 <p>200381-3 CINTA SUP CARDA MB1632 60MM 41017</p>

FAIXAS REFLETIVAS

100996-6



FAIXA 3M
LATERAL LD
50x305mm

176

100995-8



FAIXA 3M
LATERAL LE
50x305mm

175

100997-4



FAIXA 3M
PÁRA-CHOQUE
100x2400mm

177

100998-2



FAIXA 3M
LATERAL
BUS LD
50x305mm

216

100999-0



FAIXA 3M
LATERAL
BUS LE
50x305mm

217

CJ AMARRAÇÃO DE CARGA

200346-5

CJ AMARRAÇÃO CARGA
1,5 TON 50MM 9mt BRA



RCAI-042

200345-7

CJ AMARRAÇÃO CARGA
3 TON 50MM 9mt LAR



RCAI-003

200755-0

CINTA
AMARRAÇÃO
10 TON 100MM
9 mt LAR



RCAI-011

200756-8

CJ AMARRAÇÃO
CARGA
10TON
100MM
9mt LAR



RCA-476

200344-9

CJ AMARRAÇÃO CARGA
5 TON 50MM 9mt LAR



RCAI-002

200754-1

CINTA
AMARRAÇÃO
5 TON 50MM
9 mt LAR



RCAI-011

200347-3

CATRACA
CARGA
P/CINTA
100MM



RCA-476

101127-8

CATRACA
AMARRAÇÃO
P/FIXA 50MM
3 TON BRA



RCA-541

101061-1

CINTA
AMARRAÇÃO
3 TON 50MM
9 mt BRA/LAR



RCAI-011

200950-1



PATIM FR
TR SC 54
P94/T124 C/ROL
LONA SV231

291

7643-0



PATIM FR
TR SC 110/112/
C/ROL
LONA SV226

272

101126-0



PATIM FR
TR-DT VOL-BUS
VW8120/ AG 9TON
LONA FD59

623

200953-6



PATIM FR AG
7/8 TON DT/TR
VW7100/8140
LONA FD77

244

4625-6



PATIM FR
AR TR VW
BUS 15x8.5/8
LONA 4710

144/625A

200952-8



PATIM FR
MB 1113 DT/TR
LONA MB176

222

200954-4



PATIM FR
MB 1214/1218 04/
LONA MB102

626A

23-0



PATIM FR
BX 6 ANT
LONA 4514F

1806/232A

22-1



PATIM FR
BX 6 TR RAP
LONA 4514G

1437/231A

25-6



PATIM FR
BX 7 ANT
LONA 4515C

00581/235A

6164-6



PATIM FR
BX 7 TR RAP
LONA 4515C

00579/234A

6163-8



PATIM FR
MASTER 7
LONA 4515G

00577/236A

3430-4



PATIM FR
BX 8 ANT
LONA CA32

00582/216A

3432-0



PATIM FR
BX 8 TR RAP
LONA CA32

00580/215A

3431-2



PATIM FR
MASTER 8
LONA CA32

00578/217A

21-3



PATIM FR
MASTER 8
GU 95/ RN 99/
LONA CA33

182/223A

EIXOS "S"

002118-0 EIXO 10ESTR BX 473MM DIR 542/ F2550

002119-9 EIXO 10ESTR BX 473MM ESQ 587/ F2549

101792-6 EIXO 28ESTR 337MM AG/WVFO/MA DIR EX314

101793-4 EIXO 28ESTR 337MM AG/WVFO/MA ESQ EX315

101256-8 EIXO 28ESTR BX TUBL 473MM DIR F2547

101255-0 EIXO 28ESTR BX TUBL 473MM ESQ F2548

101249-5 EIXO 28ESTR GU 524MM DIR F25771600

101250-9 EIXO 28ESTR GU 524MM ESQ F25781611

101251-7 EIXO 28ESTR GU 573MM DIR F25791461

101252-5 EIXO 28ESTR GU 573MM ESQ F25831473

002116-4 EIXO 28ESTR MA 279MM DIR 541/F2560/0207

002117-2 EIXO 28ESTR MA 279MM ESQ 586/F2559/0219

002114-8 EIXO 28ESTR MA/TUB 473MM DIR F2561/0682

002115-6 EIXO 28ESTR MA/TUB 473MM ESQ F2562/0694

003680-3 EIXO TK/SR RN /87 DIR 425MM 0074

003681-1 EIXO TK/SR RN /87 ESQ 425MM 0013



DIREITO ESQUERDO

BATENTES DE BORRACHA/LONADOS

6535-8

BATENTE LON C/FX
MB 608 (60x300x20) - 130L

6665-6

BATENTE LON C/FX
MB 912/ (70x300x20) - 133L

6666-4

BATENTE LON C/ENC
TRUCK (80x270x22) - 132L

100225-2

BATENTE LON C/FX
TRUCK (80x350x25) - 131L

200305-8

BATENTE BORR/LON C/FX
MB 608 (30 MM) - 130BL

200306-6

BATENTE BORR/LON C/FX
MB 912/ (30MM) - 133BL

6536-6

BATENTE BORR/LON C/FX
TRUCK (80x350x40) - 134BL

200277-9

BATENTE BORR/LON C/ENC
TRUCK (45 MM) - 132BL

3863-6

BORR AMORT 5 RODA
18MM - IV 2122

3864-4

BORR AMORT 5 RODA
22MM - IV 2017B

2619-0

BORR AMORT 5 RODA
COBR 24MM - 22097

2618-2

BORR AMORT 5 RODA
RN 17MM - 22194

PARAFUSOS FLANGEADOS

200208-6	PARAF SEXT 5X10 MA RI 10.9 C/FLANGE	200219-1	PARAF SEXT 10X20 MA RI 10.9 C/FLANGE
200209-4	PARAF SEXT 5X15 MA RI 10.9 C/FLANGE	200221-3	PARAF SEXT 10X30 MA RI 10.9 C/FLANGE
200210-8	PARAF SEXT 5X20 MA RI 10.9 C/FLANGE	006963-9	PARAF SEXT 10X30 MA RI 10.9 C/FLANGE
200211-6	PARAF SEXT 6X15 MA RI 10.9 C/FLANGE	006964-7	PARAF SEXT 10X40 MA RP 10.9 C/FLANGE
200212-4	PARAF SEXT 6X20 MA RI 10.9 C/FLANGE	006965-5	PARAF SEXT 10X50 MA RP 10.9 C/FLANGE
200213-2	PARAF SEXT 6X25 MA RP 10.9 C/FLANGE	006966-3	PARAF SEXT 10X60 MA RP 10.9 C/FLANGE
200214-0	PARAF SEXT 8X15 MA RI 10.9 C/FLANGE	200220-5	PARAF SEXT 12X25 MA RI 10.9 C/FLANGE
200215-9	PARAF SEXT 8X20 MA RI 10.9 C/FLANGE	100874-9	PARAF SEXT 12X30 MA RI 10.9 C/FLANGE
200216-7	PARAF SEXT 8X25 MA RI 10.9 C/FLANGE	200222-1	PARAF SEXT 12X40 MA RI 10.9 C/FLANGE
200217-5	PARAF SEXT 8X30 MA RI 10.9 C/FLANGE	200223-0	PARAF SEXT 12X50 MA RP 10.9 C/FLANGE
200218-3	PARAF SEXT 8X35 MA RP 10.9 C/FLANGE		

PORCAS FLANGEADAS

101218-5	PORCA 6MM MA FL/TOR
101214-2	PORCA 8MM MA FL/TOR
101215-0	PORCA 10MM MA FL/TOR
101219-3	PORCA 12MM MB FL/TOR
101216-9	PORCA 14MM MB FL/TOR
101220-7	PORCA 16MM MB FL/TOR



ABRACADEIRAS CARDA

CÓDIGO	DESCRIÇÃO	MOD.
101161-8	ABRAC FLANGE CARDA 912/1618 AB002	A
101162-6	ABRAC FLANGE CARDA 1218/1720 AB003	A
101163-4	ABRAC FLANGE CARDA 912/914 AB005	A
101395-5	ABRAC C/ABA CRUZ CARDA 264 41190	B
101396-3	ABRAC C/ABA CRUZ CARDA 271 41191	B
101397-1	ABRAC C/ABA CRUZ CARDA 272-274 41195	B
101398-0	ABRAC C/ABA CRUZ CARDA 210-281 41196	B
101399-8	ABRAC C/ABA CRUZ CARDA 254-256 41197	B
101400-5	ABRAC C/ABA CRUZ CARDA 232 41344	B



ARRUELAS ENC BALANCA

006221-9	ARRUELA ENC EXT BAL 52X100X4,75
006222-7	ARRUELA ENC EXT BAL 59X110X5,0
006223-5	ARRUELA ENC EXT BAL 65X120X5,0
003582-3	ARRUELA ENC EXT BAL 71X130X5,0
006224-3	ARRUELA ENC EXT BAL 77X160X5,0
006305-3	ARRUELA ENC EXT BAL 90X123X4,7
006324-0	ARRUELA ENC EXT BAL 97X160X6,35 6123
004031-2	ARRUELA ENC EXT BAL 102X150X6,35 6119
003581-5	ARRUELA ENC EXT BAL 150X150X6,35 (QUADR) 6125



IMPORTADOS / BUCHAS E BATENTES



5863-7
BUCHA SIL
ML MITSUB
L200
IV 3128



7946-4
BUCHA PU
ML MITSUB
L200
PU-3128



7940-5
BUCHA
PU ALG TR
MITSUB L200
PU-2135



5230-2
BUCHA BARR
ML MITSUB
CANTER
IV 2049



968-7
BUCHA BARR
ALG TOPIC/
BESTA
IV 2084



967-9
BUCHA BARR
SUP ALG
BESTA
IV 2092



954-7
BUCHA BARR
INF ALG
BESTA
IV 2093



5227-2
BUCHA SIL ML
KIA BESTA
IV 3048



5228-0
BUCHA SIL
ML TOPIC
IV 3049



5229-9
BUCHA SIL ML
TR HYUNDAI
H100 14MM
IV 3050



200613-8
BUCHA SIL ML
TR HYUNDAI
H100 16MM
IV 3050A



7941-3
BUCHA PU ML
TR HYUNDAI
H100 14MM
PU-2213



200611-1
BUCHA
ALG TR SUP
HV HR100
IV 2269



200612-0
BUCHA
ALG TR INF
HV HR100
IV 2270



969-5
BUCHA
SIL ML KIA
BESTA
IV 3127



5594-8
BATENTE
ML TOPIC
IV 3124



200325-2
CJ BUCHA
ML NISSAN
FRONT
TR/TR (2P)
ENB 435



200327-9
BUCHA
SIL ML TR
NISSAN
FRONTIER
IV 3500

200328-7



BUCHA ML
RENAULT
MASTER TR
P/DT 16MM

CP 4008

200329-5



BUCHA ML
RENAULT
MASTER TR
P/TR 14MM

CP 4013

6867-5



BUCHA ML
RENAULT
MASTER

CP 4005

200851-3



BUCHA ALG
RENAULT
MASTER

CP 4026

200854-8



BUCHA DT
BANDEJA
RENAULT
MASTER GR

CP 4020

200853-0



BUCHA DT
BANDEJA
RENAULT
MASTER PQ

CP 4019

200852-1



BATEMTE
SUSP TR
RENAULT
MASTER

CP 4028

200855-6



BATEMTE
SUSP
RENAULT
MASTER M10

CP 4022

200856-4



BATEMTE
SUPERIOR
BANDEJA
RENAULT
MASTER 2010/
CP 4029

7942-1



BUCHA
ML TR INF
HYUNDAI
H100 (MENOR)

PU-3048P

7943-0



BUCHA
ML TR SUP
HYUNDAI
H100 (MAIOR)

PU-3049P

7898-0



BUCHA PU
ALG TR
ASIA TOPIC
(35mm)

PU-2106

IMPORTADOS / ALGEMAS

200453-4



ALGEMA
ML TR
HYUNDAI
H100

JU-528

970-9



ALGEMA
ML TR KIA
BESTA

JU-23

200452-6



ALGEMA
ML TR
TOPIC

JU-27

IMPORTADOS / PARAFUSOS DE RODA

200720-7



PARAF RODA D/T BESTA/
TOPIC (12x1,5x40) DIR 4000

200721-5



PARAF RODA D/T BESTA/
TOPIC (12x1,5x40) ESQ 4001

200724-0



PARAF RODA D/T KIA
BONGO (14x1,5x45,5) 4061

200722-3



PARAF RODA D/T BESTA/
H100 (12x1,5x41) DIR 4020

200723-1



PARAF RODA D/T BESTA/
H100 (12x1,5x41) ESQ 4021

200716-9



PARAF RODA DT MITSUB
L200/ (12x1,5x43) 4072

200717-7



PARAF RODA TR MITSUB
L200/ (12x1,5x36) 4073

200731-2



PARAF RODA DT NISSAN
FRONT (12x1,25x39) 4080

200732-0



PARAF RODA TR NISSAN
FRONT (12x1,25x32) 4081

IMPORTADOS / PORCAS DE RODA

CHAVE 19

100513-8



1925

PORCA RODA DT/TR
RENAULT TRAF (14x1,5)

CHAVE 21

200726-6



4030

PORCA RODA BESTA/
TOP/H100 DIR (12x1,5)

CHAVE 21

200725-8



4031

PORCA RODA BESTA/
TOP/H100 ESQ (12x1,5)

CHAVE 21

200727-4



4040

PORCA RODA BESTA/
TOP/H100 DIR (12x1,5)

CHAVE 21

200728-2



4041

PORCA RODA BESTA/
TOP/H100 ESQ (12x1,5)

CHAVE 22

200729-0



4062

PORCA RODA KIA
BONGO (14x1,5)

CHAVE 21

200718-5



4074

PORCA RODA MITSUB
L200/TOY (12x1,5)

CHAVE 21

200739-8



4075

PORCA RODA MITSUB
L200/ FE PR (12x1,5)

CHAVE 21

200733-9



4082

PORCA RODA NISSAN
FRONTIER (12x1,25)

CHAVE 21

200734-7



4083

PORCA RODA NISSAN
FRONTIER FE (12x1,25)

CHAVE 21

200719-3



4111A

PORCA RODA MITSUB
L200/ CROM (12x1,5)

PARA-LAMAS



200695-2



PARA-LAMA
GU (1/2) PT LD

TF 1051

200696-0



PARA-LAMA
UNIV PT
C/ ANTI-
DERRAPANTE

TF 1097

200697-9



PARA-LAMA
VW TITAN/
CONST PT

TF 1101

200698-7



PARA-LAMA
GU PT LD

TF 1104

200699-5



PARA-LAMA
GU PT LE

TF 1105

200700-0



PARA-LAMA
GU PT LE

TF 1105

PEÇAS QUINTA RODA

3531-9



FECHO
5ª RODA
COBRASMA

00254

5945-5



FECHO
5ª RODA
MAXION

00254B/00957

6260-0



FECHO
5ª RODA
JOST

00826/1784

3093-7



PINO EXENTR
ESTR 5ª RODA

00249

3530-0



PINO EXENTR
SEXT 5ª RODA

00220

3094-5



ANEL ESTR
PINO EXENTR

00559

* OBS.: COXINS 5ª RODA PG. 137

PROTETOR QUINTA RODA

200711-8

PROTETOR 5ª
RODA JOST /2010



001

200712-6

PROTETOR 5ª
RODA JOST 2011/



011

200713-4

PROTETOR 5ª
RODA MAXION



002

200713-4

PROTETOR 5ª
RODA FONT/GUERRA



005

PECAS RODOAR



2887-8

CINEMATICO
RODOAR
RESFRIAR

8000047



201057-7

MOLA
RODOAR
NIQUEL

0241



201058-5

SUPORTE
CALOTA
RODOAR SC

0388



201130-1

SEXTAVADO
RODOAR
CURTO
1 SAIDA

0379



201059-3

SEXTAVADO
RODOAR
MÉDIO
P/CARROC SC

0383



201131-0

SEXTAVADO
RODOAR
LONGO
1 SAIDA

0382



201066-6

PROLONG
VALV RODOAR
MED LATAO

0337



201071-2

BICO CINEM
CURVO MOVEL
RODOAR

0035



201115-8

BICO AR
CURVO
C/GUIA 180°
RODOAR

0034



201056-9

LUA
VEDADORA
RODOAR LV

0227



201055-0

PORCA
MULTIUSO
RODOAR
REC ZINC

0305



201072-0

TEE REDE
RODOAR
ZINC TR

011/0425



201129-8

PORCA
CALOTA
RODOAR 7/16

0292



201128-0

NIPLE EMENDA
RODOAR
7/16X7/16
P/TU 8MM

0248



201070-4

BICO CINEM
RODOAR

0037

ALONGADORES CINEM RODOAR



201060-7 ALONG 30MM 0005
201114-0 ALONG 40MM 0007
201061-5 ALONG 50MM 0006
201062-3 ALONG 60MM 0613
201063-1 ALONG 80MM 0614



201064-0 = 800mm
201065-8 = 1100mm

CANO ALUM
RODOAR

0058/0452



200695-2

ENGATE
MINI ROSCA

EMG 156



101915-5

CALBRADOR
PNEU UNIÃO
C/PORCA
P/MANG 6X6

26979

CALOTAS RODOAR



201137-9

CALOTA
G1 CROM
AZUL
DIR

0032



201138-7

CALOTA
G1 CROM
AZUL
ESQ

0033



201135-2

CALOTA
G1 CROM
CRISTAL
DIR

0030



201136-0

CALOTA
G1 CROM
CRISTAL
ESQ

0031



201143-3

CALOTA
G1 CROM
LARANJA
DIR

0038



201144-1

CALOTA
G1 CROM
LARANJA
ESQ

0039



201139-5

CALOTA
G1 CROM
VERDE
DIR

0034



201140-9

CALOTA
G1 CROM
VERDE
ESQ

0035



201141-7

CALOTA
G1 CROM
VERMELHA
DIR

0036



201142-5

CALOTA
G1 CROM
VERMELHA
ESQ

0037



201069-0

CALOTA
GR MOD
RODOAR
(CALOTÃO) VDO

CA 011



201067-4

CALOTA MOD
TOP LYNE
MAIOR
RODOAR

CA 006



201068-2

CALOTA MOD
TOP LYNE
MENOR
RODOAR

CA 007

PEÇAS RODOAR / FLANGES

201119-0



FLANGE
DT MB 608

O150

201120-4



FLANGE
DT RCA
MB 1113/1630

O153

201121-2



FLANGE
DT RCA
MB 912

O154

201118-2



FLANGE
DT VL
RD DCO

O144

201132-8



FLANGE
DT RCA
VOLARE

O553

101864-7



FLANGE DT
VW-FO-INT
MB 1924/1941

O151

101865-5



FLANGE SR
DIVERSAS
CURTO

O135

101866-3



FLANGE SR
GUERRA/NOMA
FACCHINI/
DIVERSAS

O136

201116-6



FLANGE SR/
TK RANDON
MOD CURTO

O140

201117-4



FLANGE SR/
TK RANDON
MOD

O141

201126-3



FLANGE TK
GUERRA

O189

201127-1



FLANGE TK
RANDON/
MB 1313

O190

201134-4



FLANGE TR
MB 1620
4 PÉS

O601

201122-0



FLANGE TR
MB 608/1214
VW 790/8140
(140MM)

O166

201133-6



FLANGE TR
MB 608/2013
VW 790
(175MM)

O566

201124-7



FLANGE TR
CG/VW 14210/
MB 1620

O172

201125-5



FLANGE TR
MB 1510/1623

O177

101885-0



FLANGE
RODA DISCO
UNIVERSAL
RETA

FL 008

TAMBORES DE FREIO

MERCEDES BENZ

- 200906-4 TAMBOR FR 1113 TR 8F M6206/T018
- 005380-5 TAMBOR FR 1113 TR ADAPT LN 130MM M6211/T91
- 200909-9 TAMBOR FR 1215/2423 TR 82/ M6214/T048
- 200930-7 TAMBOR FR 1313 TR 70/ M6207/T31/T219
- 200910-2 TAMBOR FR 1314/1728/ATEGO TR M6217/T43/T128
- 200907-2 TAMBOR FR 1513/ TR 10F M6208/T036
- 200931-5 TAMBOR FR 1924/1941 TR M6215/T044
- 200916-1 TAMBOR FR 608/708 TR 81/ M6213/T098
- 200908-0 TAMBOR FR 712/914 TR 6F M6209

FORD/VOLKSWAGEN

- 200920-0 TAMBOR FR 14140/40300 DT/TR K6305/T265/T039
- 200919-6 TAMBOR FR 690/790 DT/TR K6303/T402
- 200921-8 TAMBOR FR CAM/BUS7100/9150 D/T 94/ K6306/T523

SCANIA/VOLVO

- 200917-0 TAMBOR FR SC 111/112 TR R/RAI 6F 71/ I6202/T61/T04
- 200918-8 TAMBOR FR SC 112/54 81/ R/DCO TR 10F I6205

TRUCK/CARRETA

- 200912-9 TAMBOR FR SR GU 83/ 6F BX R6019/T53
- 200914-5 TAMBOR FR SR GU 96/ R/DCO R6041/T161
- 200915-3 TAMBOR FR SR RN 87/ 10F R6043/T24/T100/T493
- 200911-0 TAMBOR FR TK RN 1313/1519 68/ R6008/T030
- 200913-7 TAMBOR FR TK RN MOD/ GU 1618/ R6034/T015




CAPA VOLANTE

VARETA OLEO

- 201102-6 CAPA VOLANTE C/MASS 1113/ PR/VERM 85315
- 201101-8 CAPA VOLANTE C/MASS 1113/ PRETA 82843
- 101719-5 CAPA VOLANTE C/MASS 38MM AUTO/CAM 179188
- 201107-7 CAPA VOLANTE C/MASS ACCELO/SPR PRETA 179220
- 201106-9 CAPA VOLANTE C/MASS ACCELO/SPR PT/CZ 179188
- 101896-5 CAPA VOLANTE C/MASS MB1620/VV/SC/VW MR/PT 134119
- 201112-3 CAPA VOLANTE C/MASS NOD VL/SC/VW PT/CZ 280306



- | | |
|----------|--|
| 201150-1 | VARETA OLEO 465MM
OM352/366 68718 |
| 201157-3 | VARETA OLEO 755MM
OM314 68688 |
| 201159-0 | VARETA OLEO 905MM
OM364/709/912 68720 |
| 101891-4 | VARETA OLEO 970MM
O371/O400/OH1635 308160 |
| 5332-5 | VARETA MED OLEO
SC 112/13 0273048 |
| 4364-0 | VARETA MED OLEO
SC 112 0309519 |
| 5333-3 | VARETA MED OLEO
SC 113 0416205 |



TERMINAIS DE DIREÇÃO/CÂMBIO/ESTAB.

- 201081-0 TERM ALAV CAMBIO 3588 ZF 55X10X16X12 DIR (LONTRA)
201083-6 TERM ALAV CAMBIO 3590 ZF 85X12X20X14 DIR (LONTRA)
201089-5 TERM DIR 2015/0270 814/915 105X22X30X30 DIR
201085-2 TERM DIR 220/0334 1130/35300 125X28X40X1.1/8 DIR
201086-0 TERM DIR 221/0333 1130/35300 125X28X40X1.1/8 ESQ
201077-1 TERM DIR 5174/0252 0500/1315/2428 120X30X40X30 DIR
201078-0 TERM DIR 5208/0253 0500/1315/2428 120X26X40X30 ESQ
201073-9 TERM DIR 524/0137 1113/ 101X22X30X28 DIR (LONTRA)
201074-7 TERM DIR 525/0138 1113/ 101X22X30X28 ESQ
102153-2 TERM DIR 526 608/708 160X14X24 DIR
102154-0 TERM DIR 527 608/708 160X14X24 ESQ
201075-5 TERM DIR 533/3729 1114/1930 120X26X40X30 DIR
201088-7 TERM DIR 538/0139 1113/914/ 106X22X30X24 DIR
201087-9 TERM DIR 539/0140 1113/ 106X22X30X24 ESQ (LONTRA)
201076-3 TERM DIR 580/6198 1114/1930 120X26X40X30 ESQ
201079-8 TERM DIR 603/1507 1924/45 125X30X40X30 DIR
201080-1 TERM DIR 604/1508 1924/45 125X30X40X30 ESQ
201090-9 TERM DIR 710/7655 AG 4500/9200 110X22X30X28 DIR
201091-7 TERM DIR 711/7676 AG MA 5.5/7.0/ 110X22X30X28 ESQ
102157-5 TERM DIR 860/1523 VL 125X28,6X40X30 DIR (LONTRA)
102158-3 TERM DIR 861/1524 FH/ 125X28,6X40X30 ESQ (LONTRA)
101821-3 TIRANTE BARRA ESTAB 735/0266 16180 231X22X30X36
005934-0 0283783 TERMINAL DIR LE 112/ 125X30X40X30 N604
005935-8 0283784 TERMINAL DIR LD 112/ 125X30X40X30 N603
004407-5 0550718 REP CPL TERM DIREÇÃO
006279-0 0550720 REP PARC TERM DIREÇÃO



ONTRA

INDUSTRIA VEICULAR DE PEÇAS LTDA

BARRAS DE DIREÇÃO

- 102156-7 BARRA DIR 248 12140/14220/35300 945MM (LONTRA)
102160-5 BARRA DIR 665/5736 112/142 573X30X40X40 (LONTRA)
102155-9 BARRA LAT DIR 5032 709/809/914 458MM (LONTRA)
201084-4 BARRA LAT DIR 5033/0257 1414/2418 775X26X35/40X40
102159-1 BARRA LAT DIR 5220/9691 814/915 526X22X30/35X40
102152-4 BARRA LAT DIR 561/0260 1113/2219 678X22X40X40
201093-3 BARRA LAT DIR 702/0271 680/690/790 813X22X30X36
201092-5 BARRA LAT DIR 722/0273 15180/17230 853X28X40X44
201094-1 BARRA LAT DIR 778/0263 16170/ 995X22X40X50



ONTRA

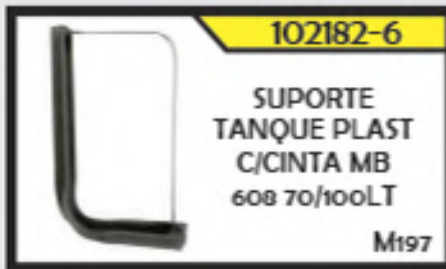
INDUSTRIA VEICULAR DE PEÇAS LTDA

TANQUES DE COMBUSTIVEL : PLASTICOS



SUORTES P/ TANQUES DE COMBUSTIVEL





TANQUES DE COMBUSTIVEL : GALVANIZADOS



CADEADOS



- 201204-9 CADEADO STAM 20MM
- 006141-7 CADEADO STAM 25MM
- 006142-5 CADEADO STAM 30MM
- 006143-3 CADEADO STAM 35 MM
- 201205-7 CADEADO STAM 35MM HASTE LONGA
- 201202-2 CADEADO STAM 40MM
- 201203-0 CADEADO STAM 45MM

INSTR. MEDIÇÃO



- 201207-3 PAQUIMETRO 150X0,05 PLAST (2 Pç)
- 201208-1 PAQUIMETRO AÇO WESTERN 150X0,05
- 201206-5 TRENA 3 MTS C/NIVEL WESTERN 53
- 201200-6 TRENA 3 MTS CE372A
- 201201-4 TRENA 5 MTS CE373A

ILUMINAÇÃO - ELETRICA

- 000494-4 EXTENSÃO PORT GR 7 Mts 6099
- 000850-8 EXTENSÃO PORT GR C/FIO PTO 10 Mts 6506
- 003722-2 EXTENSÃO PORT LAMP FLOR C/GAR 12V 5 MTS
- 102167-2 EXTENSÃO PORT LUZ 5/LAMP C/GARRA 5 Mts X009
- 102168-0 EXTENSÃO PORT LUZ 5/LAMP C/PLUG 5 Mts X007
- 201224-3 EXTENSÃO PORT PLAST 3MTS C/PLUG 5/LAMP K019
- 102169-9 EXTENSÃO PORT PLAST GR 5 Mts C/PLUG 5/LAMP K007
- 000495-2 EXTENSÃO PORT PLAST PQ 3 Mts C/GAR 5/LAMP K011



EXTENSÃO PORTATIL



TERMINAL BATERIA

- 003290-5 PARAF TERM BAT 5/16X1.1/4 C/PO
- 000617-3 TERMINAL BATERIA NEGATIVO
- 001301-3 TERMINAL BATERIA T/G C/PARAF * 707



SIRENES

- 101909-0 SIRENE INTERMITENTE 12V PRETA 311224
- 101910-4 SIRENE INTERMITENTE 24V PRETA 311236



CABO BATERIA

- 201226-0 CABO BATERIA P/CAMINHAO 3,5 MTS Z305



CARREGADOR BATERIA

- 201225-1 CARREGADOR BATERIA CARRO/MOTO/UNIV BIVOLT Z307



201168-9



PORTA
LATA DOBR
FLEX

303096

201169-7



PORTA
ÓCULOS
C/ CLIP P/
QUEBRA SOL

303902

201170-0



LUMINÁRIA
C/30 LEDs
12/24V C/GA
CABO 3MTS

344187

101893-0



EJETOR
PARABRISA
BRUCUTU
1 FURO
MB 1113/2213

27031

101892-2



EJETOR
PARABRISA
BRUCUTU
2 FUIROS
MB 1113/2213

27029

101894-9



EJETOR
PARABRISA
BRUCUTU
2 FUIROS
ENC MB 0370

284828

201153-0



TRAVA
P/VENTAROLA
(PEGA
LADRÃO)

3712

201165-4



ASSENTO
ENCOSTO
LOMBAR

225812

201098-4



PRANCHETA
P/RECADOS
C/CHUPETA

23164

101887-6



EXTINTOR
2 KG ABC
CAMINHÃO

101870-1



EXTINTOR
4 KG ABC
CARRETA/
ONIBUS

101914-7



PRESILHA
FORRO
PEDAL PT

102416

101912-0



PRESILHA
PORCA
RÁPIDA
4,2MM

31392

101913-9



PRESILHA
PORCA
RÁPIDA
4,8MM

31409

200340-6



BARCO
PESCADOR
C/2 REMOS
[40kg]
310x110x40

102162-1



PEDALEIRA
ESPORTIVA
GRAFITE

J004

AMORTECEDORES

- 103360-3 AMORTECEDOR CABINE DT MB ATEGO AC1211
- 103359-0 AMORTECEDOR CABINE MB 1620 BICUDO AC1272
- 103362-0 AMORTECEDOR DT AG MA 6T VOLARE/SENIOR A6/A9 A2517
- 103377-8 AMORTECEDOR DT FO CG 1317E/1517E/2422E/4031 A1108
- 103371-9 AMORTECEDOR DT FO CG 1722E/2428E MAX TK A1109
- 103372-7 AMORTECEDOR DT FO CG 816/1119 MOD A1105
- 103375-1 AMORTECEDOR DT FO F4000-F400 A1110
- 103388-3 AMORTECEDOR DT MB 1214/1218 L/LK A1285
- 103368-9 AMORTECEDOR DT MB 1313/1513 LK A1280
- 103380-8 AMORTECEDOR DT MB 912/914/914C A1210
- 103370-0 AMORTECEDOR DT MB ATEGO 1315 / 1725 A1232
- 103366-2 AMORTECEDOR DT SCANIA 112/113 A1516
- 103386-7 AMORTECEDOR DT VW 12140 / 15190 A1732
- 103365-4 AMORTECEDOR DT VW 24220 / 26310 A1725
- 103389-1 AMORTECEDOR DT VW 680 / 690 / 7110 A1723
- 103363-8 AMORTECEDOR DT VW 8140 / 8150 A1738
- 103369-7 AMORTECEDOR DT/TR MB 608 A1215
- 103361-1 AMORTECEDOR TR AG MA 6T VOLARE/SENIOR A6/A9 A2518
- 103390-5 AMORTECEDOR TR CH D20 92/ A3016
- 103382-4 AMORTECEDOR TR FO CG 1514/1517/1618/1630 A1174
- 103383-2 AMORTECEDOR TR FO CG 2423/2429 (6X2) A1163
- 103376-0 AMORTECEDOR TR FO CG 816/1119 MOD A1106
- 103374-3 AMORTECEDOR TR FO F4000-F400 A1111
- 103367-0 AMORTECEDOR TR MB 1113 L / LS / LK A1283
- 103379-4 AMORTECEDOR TR MB 1718/1725 04/ SUSP REF A1264
- 103381-6 AMORTECEDOR TR MB 912/914/914C A1211
- 103373-5 AMORTECEDOR TR MB ATEGO 1315 / 1725 A1230
- 103384-0 AMORTECEDOR TR MB AXOR 3340/-1215C-1618/1622 A1298
- 103385-9 AMORTECEDOR TR MB LK 1114/1314/1418 A1290
- 103378-6 AMORTECEDOR TR MB OF 1113/1418/1513/1620/ A1021
- 103364-6 AMORTECEDOR TR VW 12140 / 15190 A1731
- 103387-5 AMORTECEDOR TR VW 7100 / 8140 / 8150 A1739



MOLAS HELICOIDAIS

103292-5 ML DT ASIA TOWNER VAN/TRUCK 94/97 AL421	103277-1 ML DT FT PALIO/SIENA/STRADA AL325
103240-2 ML DT C10/C14/VERANEIO 6CC/BONANZA/ AL123	103276-3 ML DT FT STRADA TRAKING-WEEKEND ADV AL321
103251-8 ML DT CH PICKUP CORSA 1.6 C/AR 95/03 AL148	103273-9 ML DT FT UNO ANT-FIORINO-ELBA-PREMIO AL317
103250-0 ML DT CH PICKUP CORSA 1.6 S/AR 95/03 AL147	103271-2 ML DT FT UNO MILLE WAY ECON/FRE 09/ AL315
103306-9 ML DT COURIER 1.4 16V/1.6 99/ AL097M	103270-4 ML DT FT UNO/ELBA/FIORINO/PREM 85/88 AL314
103229-1 ML DT COURIER ENDURA 1.3 99/99 AL1022	103258-5 ML DT COL 2.0-SAVEIRO 2.0-PARATI 2.0 AL240
103241-0 ML DT D/E CH A10/C10 76/87-VERANEIO AL124	103262-3 ML DT COL C5/6-SAVEIRO C5-VOYAGE C5 AL273M
103244-5 ML DT D/E CH A40/C40/D40 84/97-CMC AL128	103263-1 ML DT COL C5/6-SAVEIRO C5-VOYAGE C5 AL274M
103245-3 ML DT D/E CH D20/VERANEIO DIES 93/96 AL129	103256-9 ML DT COL GT/MI-PARATI-SAVEIRO 97 AL227M
103269-0 ML DT D/E FT STRADA 1.3/1.4 02/ AL306	103257-7 ML DT COL TB-PARATI TB-SAVEIRO AL236
103274-7 ML DT D/E PEUGEOT BOXER/DUCAT/JUMPER AL318	103253-4 ML DT CR BLAZER SILVERADO DIES 98/00 AL199
103307-7 ML DT D20 S4T 93/96-SILVERADO 97/00 AL132	103247-0 ML DT CR BLAZER-SILVERADO-C10/C20 AL131
103231-3 ML DT DIR CH S10 2.4 4X2 12/ AL1143	103289-5 ML DT KIA BESTA C5 12 LUG 98/ AL400
103232-1 ML DT DIR CH S10 2.8T DIESEL 12/ AL1144	103290-9 ML DT KIA GRAND BESTA C5 16 LUG 98/ AL400R
103205-4 ML DT DIR F1000 79/91 (EX CAB DP) AL034	103294-1 ML DT MT L200 TRITON DIESEL 08/12 AL479
103219-4 ML DT DIR F1000 92/93 DIES MWM CABSP AL076	103293-3 ML DT MT L200 TRITON GASOLINA 08/12 AL478
103224-0 ML DT DIR F1000 92/98 HSD MAXION AL093	103227-5 ML DT RANGER XL 2.3/ 4CC 4X2 96/97 AL1001
103225-6 ML DT DIR F1000 94/98 DIES MWM CABSP AL086	103228-3 ML DT RANGER XLT 4.0 6CC 94/02 AL1002
103204-6 ML DT DIR FO F100 71/83 AL027	103303-4 ML DT RENAULT MASTER DIESEL 03/13 AL644
103207-0 ML DT DIR FO F2000 80/82-F350 71/98 AL036	103304-2 ML DT RENAULT MASTER DIESEL 13/ AL6638
103209-7 ML DT DIR FO F4000 75/92 AL038	103261-5 ML DT SAVEIRO-VOYAGE-PARATV-PASSAT AL261M
103216-0 ML DT DIR FO F4000 93/98 AL073	103252-6 ML DT SILVERADO CAB SPL 4CC 97/00 AL193
103212-7 ML DT DIR PAMPA 86/93-BELINA 82/89 AL050M	103300-0 ML DT TOY HILUX SW4 3.0 05/08 RF/BL AL518R
103214-3 ML DT DIR PAMPA 89/96 MOTOR AP/CHT AL063M	103299-2 ML DT TOY HILUX SW4 3.0 AT 4X4 05/08 AL518
103297-6 ML DT DIR TOY HILUX SW4 98/ AL514	103236-4 ML DT TRAILBLAZER 2.8T DIESEL 13/ AL1148
103243-7 ML DT DIR/ESQ CH A10/D20 6CC 81/92 AL127	103235-6 ML DT TRAILBLAZER 3.6 V6 GAS 13/ AL1147
103242-9 ML DT DIR/ESQ CH D10/D20 4CC 79/92 AL125	103272-0 ML DT UNO 1.5R/1.6R/TB-FIORINO-PREM AL316
103230-5 ML DT DIR/ESQ CH MONTANA 1.4 08/10 AL1118	103246-1 ML DT VERANEIO 1/5SUB 89/92 CAB DP AL130
103249-6 ML DT DIR/ESQ CH MONTANA 1.8 03/05 AL134	103265-8 ML DT VW AMAROK 2.0 DIES CAB DP 11/ AL286
103211-9 ML DT DIR/ESQ F250 03/12 DIES CAB DP AL040	103266-6 ML DT VW AMAROK 2.0 DIES CAB SPL 11/ AL287
103225-9 ML DT DIR/ESQ F250 99/12 CABSP GAS AL094	103255-0 ML DT VW COL-PARATI-SAVEIRO-VOYAGE AL221M
103226-7 ML DT DIR/ESQ F350 DIESEL 99/ AL096	103267-4 ML DT VW SAVEIRO CROSS 1.6 8-16V 10/ AL288
103275-5 ML DT DIR/ESQ FT STRADA 1.5 02/ AL319	103237-2 ML TR CH MONTANA C1 10/ AL1159
103234-8 ML DT ESQ CH S10 2.4 4X2 12/ AL1146	103248-8 ML TR DIR/ESQ CH MONTANA 03/10 AL133
103233-0 ML DT ESQ CH S10 2.8T DIESEL 12/ AL1145	103238-0 ML TR DIR/ESQ CH TRAILBLAZER 13/ AL1161
103206-2 ML DT ESQ F1000 79/91 (EX CAB DP) AL035	103239-9 ML TR DIR/ESQ CH VERANEIO 64/80 AL122
103218-6 ML DT ESQ F1000 92/93 DIES MWM CABSP AL075	103260-7 ML TR DIR/ESQ VW SAVEIRO 97/09 AL247M
103223-2 ML DT ESQ F1000 92/98 HSD MAXION AL092	103259-3 ML TR DIR/ESQ VW SAVEIRO ANT 82/97 AL242M
103220-8 ML DT ESQ F1000 94/98 DIES MWM CABSP AL085	103264-0 ML TR DIR/ESQ VW SAVEIRO C5 TDS 09/ AL276
103203-8 ML DT ESQ FO F100 71/83 AL026	103286-0 ML TR FT NOVO UNO 1.0/1.4 10/ AL373M
103208-9 ML DT ESQ FO F2000 80/82-F350 71/98 AL037	103291-7 ML TR KIA BESTA C5 98/ AL401
103210-0 ML DT ESQ FO F4000 75/92 AL039	103301-8 ML TR TOY HILUX SW4 3.0 4x4 05/08 AL519
103217-8 ML DT ESQ FO F4000 93/98 AL074	103295-0 ML TR TOY HILUX SW4 98/02 AL513
103215-1 ML DT ESQ PAMPA 86/93 MOTOR CHTC/AR AL064M	103296-8 ML TR TOY HILUX SW4 98/02 REF/BLIND AL513R
103213-5 ML DT ESQ PAMPA 86/93-BELINA-DELREY AL051M	103302-6 ML TR TOY HILUX SW4 REF/BLIND 05/08 AL519R
103298-4 ML DT ESQ TOY HILUX SW4 98/ AL515	
103305-0 ML DT F250 CABSP DIESEL 99/12 AL095	
103222-4 ML DT FO COURIER 1.3/1.4-16V 97/98 AL090M	
103254-2 ML DT FOX 1.0/1.6-SAVEIRO C5-SPACEF AL213M	
103282-8 ML DT FT DOBLO ADVENTURE 1.8 02/06 AL359	
103283-6 ML DT FT DOBLO CARCO 1.6 C/AR 02/03 AL360	
103281-0 ML DT FT DOBLO CC 1.3/1.8 S/A 02/06 AL358	
103280-1 ML DT FT DOBLO ELX 1.6/1.8 C/A 02/06 AL354	
103279-8 ML DT FT DOBLO EX 1.3 16V C/AR 2002 AL353	
103284-4 ML DT FT DOBLO EX 1.3 16V S/AR 2002 AL361	
103285-2 ML DT FT GRAND SIENA-PALIO C5-UNO 10/ AL372	
103288-7 ML DT FT NOVO PALIO 12/-NOVO UNO 11/ AL380	
103287-9 ML DT FT NOVO UNO-PALIO C5-CRAN SIENA AL374	
103268-2 ML DT FT PALIO-STRADA-WEEKEND AL303	
103278-0 ML DT FT PALIO-WEEKEND-SIENA-STRADA AL327	

Fama®

Aliperti | MOLAS



WIEBBELLING

DISTRIBUIDORA DE PEÇAS AUTOMOTIVAS

WIEBBELLING

WIEBBELLING

WIEBBELLING

WIEBBELLING

WIEBBELLING

WIEBBELLING

WIEBBELLING
DISTRIBUIDORA DE PEÇAS AUTOMOTIVAS

WIEBBELLING

WIEBBELLING





WIEBBELLING

WIEBBELLING

WIEBBELLING

WIEBBELLING

Rodovia BR471 - KM122 - Nº 1805 - Bairro Avenida
Santa Cruz do Sul / RS - CEP 96815-215
contato@wiebbellingdistribuidora.com.br
www.wiebbellingdistribuidora.com.br

 51 3715.1561
 51 3711.4681
 51 3719.5685
 51 9 9994.2600